



Customer Service  
PO Box 11813  
Harrisburg, PA 17108-1813

## ACCOUNT STATEMENT

For the Month Ending  
**October 31, 2010**

### SAN BERNARDINO COUNTY

#### Client Management Team

**Kenneth Schiebel, CFA**

Managing Director  
One Keystone Plaza, Suite 300  
Harrisburg, PA 17101  
717-232-2723  
schiebelk@pfm.com

#### Contents

Cover/Disclosures  
Summary Statement  
Individual Accounts

#### Accounts included in Statement

76990800      SAN BERNARDINO COUNTY

SAN BERNARDINO COUNTY  
JOHN JOHNSON  
172 WEST THIRD STREET  
1ST FLOOR  
SAN BERNARDINO, CA 92415

**Online Access**    [www.pfm.com](http://www.pfm.com)

**Customer Service**    1-717-232-2723

**Important Disclosures****Important Disclosures**

This statement is for general information purposes only and is not intended to provide specific advice or recommendations. PFM Asset Management LLC ("PFM") is an investment advisor registered with the Securities and Exchange Commission, and is required to maintain a written disclosure statement of our background and business experience. If you would like to receive a copy of our current disclosure statement, please contact Service Operations at the address below.

**Proxy Voting** PFM does not normally receive proxies to vote on behalf of its clients. However, it does on occasion receive consent requests. In the event a consent request is received the portfolio manager contacts the client and then proceeds according to their instructions. PFM's Proxy Voting Policy is available upon request by contacting Service Operations at the address below.

**Questions About an Account** PFM's monthly statement is intended to detail our investment advisory activity as well as the activity of any accounts held by clients in pools that are managed by PFM. The custodian bank maintains the control of assets and executes (i.e., settles) all investment transactions. The custodian statement is the official record of security and cash holdings and transactions. PFM recognizes that clients may use these reports to facilitate record keeping; therefore the custodian bank statement and the PFM statement should be reconciled and differences resolved. Many custodians use a settlement date basis which may result in the need to reconcile due to a timing difference.

**Account Control** PFM does not have the authority to withdraw funds from or deposit funds to the custodian. Our clients retain responsibility for their internal accounting policies; implementing and enforcing internal controls and generating ledger entries or otherwise recording transactions.

**Market Value** Generally, PFM's market prices are derived from closing bid prices as of the last business day of the month as supplied by Interactive Data, Bloomberg or Telerate. Where prices are not available from generally recognized sources the securities are priced using a yield-based matrix system to arrive at an estimated market value. Prices that fall between data points are interpolated. Non-negotiable FDIC-insured bank certificates of deposit are priced at par. Although PFM believes the prices to be reliable, the values of the securities do not always represent the prices at which the securities could have been bought or sold. Explanation of the valuation methods for money market and TERM funds is contained in the appropriate fund information statement.

**Amortized Cost** The original cost of the principal of the security is adjusted for the amount of the periodic reduction of any discount or premium from the purchase date until the date of the report. Discount or premium with respect to short term securities (those with less than one year to maturity at time of issuance) is amortized on a straightline basis. Such discount or premium with respect to longer term securities is amortized using the constant yield basis.

**Tax Reporting** Cost data and realized gains / losses are provided for informational purposes only. Please review for accuracy and consult your tax advisor to determine the tax consequences of your security transactions. PFM does not report such information to the IRS or other taxing authorities and is not responsible for the accuracy of such information that may be required to be reported to federal, state or other taxing authorities.

**Financial Situation** In order to better serve you, PFM should be promptly notified of any material change in your investment objective or financial situation.

**Callable Securities** Securities subject to redemption prior to maturity may be redeemed in whole or in part before maturity, which could affect the yield represented.

**Portfolio** The securities in this portfolio, including shares of mutual funds, are not guaranteed or otherwise protected by PFM, the FDIC (except for certain non-negotiable certificates of deposit) or any government agency. Investment in securities involves risks, including the possible loss of the amount invested.

**Rating** Information provided for ratings is based upon a good faith inquiry of selected sources, but its accuracy and completeness cannot be guaranteed. Shares of some money market and TERM funds are marketed through representatives of PFM's wholly owned subsidiary, PFM Fund Distributors, Inc. PFM Fund Distributors, Inc. is registered with the SEC as a broker/dealer and is a member of the Financial Industry Regulatory Authority ("FINRA") and the Municipal Securities Rulemaking Board ("MSRB"). You may reach the FINRA by calling the FINRA Regulator Public Disclosure Hotline at 1-888-289-9999 or at the FINRA Regulation Internet website address [www.nasd.com](http://www.nasd.com). A brochure describing the FINRA Regulation Public Disclosure Program is also available from the FINRA upon request.

**Key Terms and Definitions**

**Dividends** on money market funds consist of interest earned, plus any discount ratably amortized to the date of maturity, plus all realized gains and losses on the sale of securities prior to maturity, less ratably amortization of any premium and all accrued expenses to the fund. Dividends are accrued daily and may be paid either monthly or quarterly. The monthly earnings on this statement represent the estimated dividend accrued for the month for any program that distributes earnings on a quarterly basis. There is no guarantee that the estimated amount will be paid on the actual distribution date.

**Current Yield** is the net change, exclusive of capital changes and income other than investment income, in the value of a hypothetical fund account with a balance of one share over the seven-day base period including the statement date, expressed as a percentage of the value of one share (normally \$1.00 per share) at the beginning of the seven-day period. This resulting net change in account value is then annualized by multiplying it by 365 and dividing the result by 7. The yields quoted should not be considered a representation of the yield of the fund in the future, since the yield is not fixed.

**Average maturity** represents the average maturity of all securities and investments of a portfolio, determined by multiplying the par or principal value of each security or investment by its maturity (days or years), summing the products, and dividing the sum by the total principal value of the portfolio. The stated maturity date of mortgage backed or callable securities are used in this statement. However the actual maturity of these securities could vary depending on the level or prepayments on the underlying mortgages or whether a callable security has or is still able to be called.

**Monthly distribution yield** represents the net change in the value of one share (normally \$1.00 per share) resulting from all dividends declared during the month by a fund expressed as a percentage of the value of one share at the beginning of the month. This resulting net change is then annualized by multiplying it by 365 and dividing it by the number of calendar days in the month.

**YTM at Cost** The yield to maturity at cost is the expected rate of return, based on the original cost, the annual interest receipts, maturity value and the time period from purchase date to maturity, stated as a percentage.

**YTM at Market** The yield to maturity at market is the rate of return, based on the current market value, the annual interest receipts, maturity value and the time period from purchase date to maturity, stated as a percentage.

**Managed Account** A portfolio of investments managed discretely by PFM according to the client's specific investment policy and requirements. The investments are directly owned by the client and held by the client's custodian.

**Unsettled Trade** A trade which has been executed however the final consummation of the security transaction and payment has not yet taken place.

Please review the detail pages of this statement carefully. If you think your statement is wrong, missing account information, or if you need more information about a transaction, please contact PFM within 60 days of receipt. If you have other concerns or questions regarding your account you should contact a member of your client management team or PFM Service Operations at the address below.

PFM Asset Management LLC  
Attn: Service Operations  
One Keystone Plaza, Suite 300  
N. Front & Market Sts  
Harrisburg, PA 17101



**Account Statement**

For the Month Ending **October 31, 2010**

**Consolidated Summary Statement**

SAN BERNARDINO COUNTY

**Portfolio Summary**

Portfolio Holdings	Cash Dividends and Income	Closing Market Value
PFM Managed Account	2,921,753.11	3,991,810,535.27
Cash Balance	0.00	237,129,686.41
<b>Total</b>	<b>\$2,921,753.11</b>	<b>\$4,228,940,221.68</b>

**Investment Allocation**

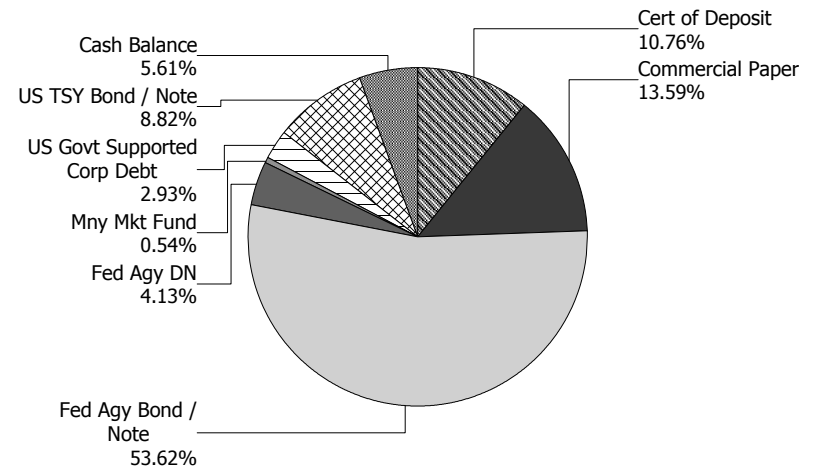
Investment Type	Closing Market Value	Percent
Certificate of Deposit	455,006,815.10	10.76
Commercial Paper	574,874,271.10	13.59
Federal Agency Bond / Note	2,267,311,376.67	53.62
Federal Agency Discount Note	174,857,616.50	4.13
Money Market Fund	23,000,000.00	0.54
U.S. Government Supported Corporate Debt	123,767,265.90	2.93
U.S. Treasury Bond / Note	372,993,190.00	8.82
Cash Balance	237,129,686.41	5.61
<b>Total</b>	<b>\$4,228,940,221.68</b>	<b>100.00%</b>

**Maturity Distribution**

Portfolio Holdings	Closing Market Value	Percent
Under 30 days	1,249,617,717.05	29.55
31 to 60 days	216,527,541.42	5.12
61 to 90 days	174,101,638.01	4.12
91 to 180 days	701,874,140.55	16.60
181 days to 1 year	498,784,217.59	11.79
1 to 2 years	656,006,325.00	15.51
2 to 3 years	732,028,642.06	17.31
3 to 4 years	0.00	0.00
4 to 5 years	0.00	0.00
Over 5 years	0.00	0.00
<b>Total</b>	<b>\$4,228,940,221.68</b>	<b>100.00%</b>

**Weighted Average Days to Maturity 303**

**Sector Allocation**





### Managed Account Summary Statement

For the Month Ending **October 31, 2010**

SAN BERNARDINO COUNTY - 76990800

#### Transaction Summary - Managed Account

<b>Opening Market Value</b>	<b>\$4,070,206,546.72</b>
Maturities/Calls	(6,879,591,000.00)
Principal Dispositions	(31,000,000.00)
Principal Acquisitions	6,833,027,675.87
Unsettled Trades	0.00
Change in Current Value	(832,687.32)
<b>Closing Market Value</b>	<b>\$3,991,810,535.27</b>

#### Cash Transactions Summary - Managed Account

Maturities/Calls	6,879,667,929.18
Sale Proceeds	31,000,000.00
Coupon/Interest Income	4,178,577.88
Principal Payments	0.00
Security Purchases	(6,878,091,974.49)
Net Cash Contribution	(36,754,532.57)
Reconciling Transactions	0.00

#### Earnings Reconciliation (Cash Basis) - Managed Account

Interest/Coupons Received	4,255,507.06
Less Purchased Interest Related to Interest/Coupons	(64,298.62)
Plus Net Realized Gains/Losses	(1,269,455.33)
<b>Total Cash Basis Earnings</b>	<b>\$2,921,753.11</b>

#### Cash Balance

**Closing Cash Balance \$0.00**

#### Earnings Reconciliation (Accrual Basis)

	<b>Total</b>
Ending Amortized Value of Securities	3,972,669,060.95
Ending Accrued Interest	13,153,896.35
Plus Proceeds from Sales	31,000,000.00
Plus Proceeds of Maturities/Calls/Principal Payments	6,879,667,929.18
Plus Coupons Received	4,178,577.88
Less Cost of New Purchases	(6,833,091,974.49)
Less Beginning Amortized Value of Securities	(4,051,264,457.89)
Less Beginning Accrued Interest	(12,791,945.85)
<b>Total Accrual Basis Earnings</b>	<b>\$3,521,086.13</b>



## Portfolio Summary and Statistics

For the Month Ending **October 31, 2010**

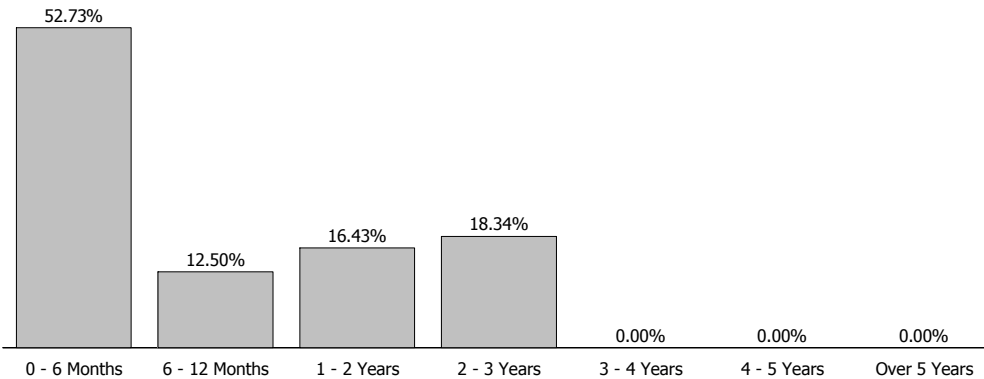
**SAN BERNARDINO COUNTY - 76990800**

### Account Summary

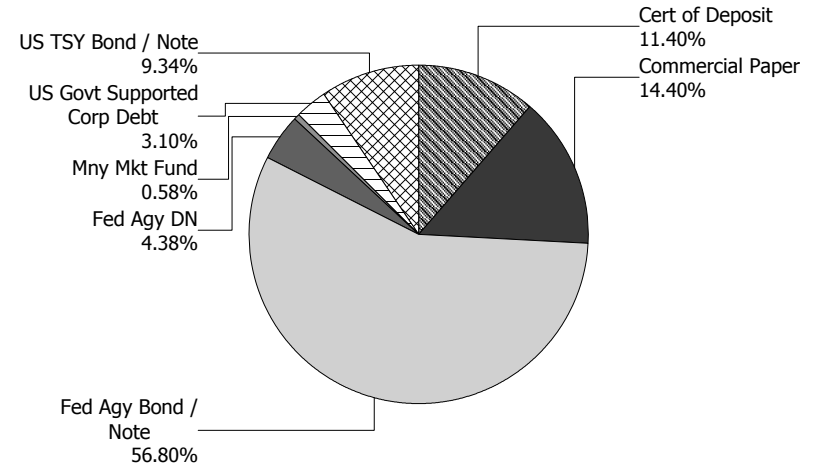
Description	Par Value	Market Value	Percent
U.S. Treasury Bond / Note	370,000,000.00	372,993,190.00	9.34
U.S. Government Supported Corporate Debt	122,100,000.00	123,767,265.90	3.10
Money Market Fund	23,000,000.00	23,000,000.00	0.58
Federal Agency Discount Note	175,000,000.00	174,857,616.50	4.38
Federal Agency Bond / Note	2,246,780,000.00	2,267,311,376.67	56.80
Commercial Paper	574,900,000.00	574,874,271.10	14.40
Certificate of Deposit	455,000,000.00	455,006,815.10	11.40
<b>Managed Account Sub-Total</b>	<b>3,966,780,000.00</b>	<b>3,991,810,535.27</b>	<b>100.00%</b>
Accrued Interest		13,153,896.35	
<b>Total Portfolio</b>	<b>3,966,780,000.00</b>	<b>4,004,964,431.62</b>	

**Unsettled Trades** **0.00** **0.00**

### Maturity Distribution



### Sector Allocation



### Characteristics

Yield to Maturity at Cost	1.09%
Yield to Maturity at Market	0.50%
Duration to Worst	0.52
Weighted Average Days to Maturity	321



## Managed Account Issuer Summary

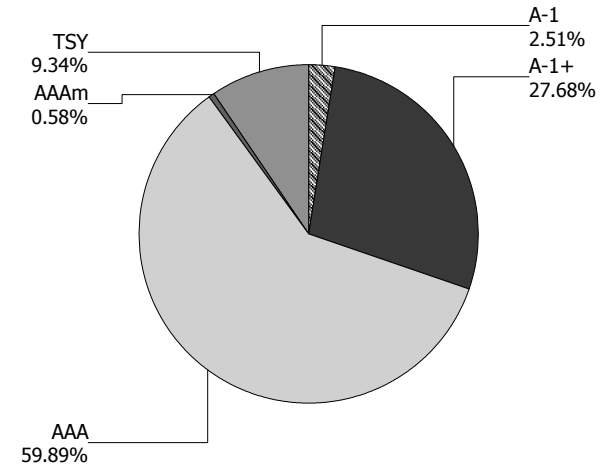
For the Month Ending **October 31, 2010**

SAN BERNARDINO COUNTY - 76990800

### Issuer Summary

Issuer	Market Value of Holdings	Percent
BNP PARIBAS	164,998,292.80	4.13
CITIGROUP INC	25,553,975.00	0.64
CREDIT AGRICOLE SA	189,998,425.30	4.76
FANNIE MAE	700,111,703.56	17.54
FEDERAL FARM CREDIT BANKS	563,476,641.44	14.12
FEDERAL HOME LOAN BANKS	526,996,922.77	13.20
FEDERATED INVESTORS INC	2,000,000.00	0.05
FREDDIE MAC	651,583,725.40	16.32
GENERAL ELECTRIC CO	197,729,115.90	4.95
GOLDMAN SACHS GROUP INC	71,469,700.00	1.79
NORDEA BANK AB	124,894,208.85	3.13
RABOBANK NEDERLAND	149,999,808.50	3.76
SOCIETE GENERALE	99,998,300.00	2.51
SVENSKA HANDELSBANKEN	74,998,279.25	1.88
TORONTO-DOMINION BANK	75,008,246.50	1.88
UNITED STATES TREASURY	372,993,190.00	9.34
<b>Total</b>	<b>\$3,991,810,535.27</b>	<b>100.00%</b>

### Credit Quality (S&P Ratings)





### Managed Account Detail of Securities Held

For the Month Ending **October 31, 2010**

**SAN BERNARDINO COUNTY - 76990800**

Security Type/Description Dated Date/Coupon/Maturity	CUSIP	Par	S&P Rating	Moody's Rating	Trade Date	Settle Date	Original Cost	YTM at Cost	Accrued Interest	Amortized Cost	Market Value
<b>U.S. Treasury Bond / Note</b>											
US TREASURY NOTES DTD 11/30/2008 1.250% 11/30/2010	912828JS0	25,000,000.00	TSY	TSY	08/03/09	08/04/09	25,159,179.68	0.76	131,489.07	25,009,571.75	25,020,500.00
US TREASURY NOTES DTD 12/31/2008 0.875% 12/31/2010	912828JV3	25,000,000.00	TSY	TSY	11/04/09	11/05/09	25,112,304.69	0.48	73,709.24	25,015,921.25	25,028,325.00
US TREASURY NOTES DTD 12/31/2008 0.875% 12/31/2010	912828JV3	25,000,000.00	TSY	TSY	11/16/09	11/17/09	25,127,929.69	0.42	73,709.24	25,018,657.50	25,028,325.00
US TREASURY NOTES DTD 01/31/2009 0.875% 01/31/2011	912828JY7	25,000,000.00	TSY	TSY	01/27/10	01/28/10	25,130,859.38	0.35	55,281.93	25,032,126.75	25,043,950.00
US TREASURY NOTES DTD 01/31/2009 0.875% 01/31/2011	912828JY7	25,000,000.00	TSY	TSY	03/09/10	03/10/10	25,115,234.38	0.36	55,281.93	25,031,864.50	25,043,950.00
US TREASURY NOTES DTD 02/15/2001 5.000% 02/15/2011	9128276T4	20,000,000.00	TSY	TSY	12/28/09	12/29/09	20,990,625.00	0.60	211,956.52	20,252,929.40	20,277,340.00
US TREASURY NOTES DTD 02/28/2009 0.875% 02/28/2011	912828KE9	25,000,000.00	TSY	TSY	12/04/09	12/07/09	25,118,164.06	0.49	37,465.47	25,031,664.00	25,057,625.00
US TREASURY NOTES DTD 02/28/2009 0.875% 02/28/2011	912828KE9	25,000,000.00	TSY	TSY	02/17/10	02/18/10	25,127,929.69	0.38	37,465.47	25,040,966.00	25,057,625.00
US TREASURY NOTES DTD 03/31/2006 4.750% 03/31/2011	912828FA3	25,000,000.00	TSY	TSY	01/12/10	01/13/10	26,283,203.13	0.49	104,395.60	25,437,292.25	25,469,725.00
US TREASURY NOTES DTD 04/30/2009 0.875% 04/30/2011	912828KL3	50,000,000.00	TSY	TSY	12/22/09	12/23/09	50,175,781.25	0.61	1,208.56	50,064,767.00	50,171,900.00
US TREASURY NOTES DTD 05/31/2009 0.875% 05/31/2011	912828KU3	25,000,000.00	TSY	TSY	05/03/10	05/04/10	25,104,492.18	0.48	92,042.35	25,056,414.75	25,099,600.00
US TREASURY NOTES DTD 07/31/2006 4.875% 07/31/2011	912828FN5	25,000,000.00	TSY	TSY	07/23/09	07/24/09	26,906,250.00	1.05	307,999.32	25,709,844.00	25,868,175.00
US TREASURY NOTES DTD 05/15/2009 1.375% 05/15/2012	912828KP4	5,000,000.00	TSY	TSY	06/05/09	06/08/09	4,948,828.12	1.73	31,759.51	4,972,870.50	5,082,615.00
US TREASURY NOTES DTD 05/15/2009 1.375% 05/15/2012	912828KP4	10,000,000.00	TSY	TSY	06/08/09	06/09/09	9,838,281.25	1.95	63,519.02	9,914,055.10	10,165,230.00



### Managed Account Detail of Securities Held

For the Month Ending **October 31, 2010**

**SAN BERNARDINO COUNTY - 76990800**

Security Type/Description Dated Date/Coupon/Maturity	CUSIP	Par	S&P Rating	Moody's Rating	Trade Date	Settle Date	Original Cost	YTM at Cost	Accrued Interest	Amortized Cost	Market Value
<b>U.S. Treasury Bond / Note</b>											
US TREASURY NOTES DTD 05/15/2009 1.375% 05/15/2012	912828KP4	10,000,000.00	TSY	TSY	06/09/09	06/10/09	9,852,343.75	1.90	63,519.02	9,921,486.00	10,165,230.00
US TREASURY NOTES DTD 05/15/2009 1.375% 05/15/2012	912828KP4	25,000,000.00	TSY	TSY	04/06/10	04/07/10	25,088,867.18	1.20	158,797.55	25,065,211.50	25,413,075.00
<b>Security Type Sub-Total</b>		<b>370,000,000.00</b>					<b>375,080,273.43</b>	<b>0.68</b>	<b>1,499,599.80</b>	<b>371,575,642.25</b>	<b>372,993,190.00</b>
<b>U.S. Government Supported Corporate Debt</b>											
GENERAL ELEC CAP CORP (FDIC) GLOBAL FRN DTD 03/12/2009 0.373% 03/11/2011	36967HAM9	22,100,000.00	AAA	Aaa	11/20/09	11/23/09	22,144,398.90	0.22	11,205.01	22,109,211.28	22,117,215.90
GOLDMAN SACHS GROUP INC (FDIC) GL NOTES DTD 01/21/2009 1.625% 07/15/2011	38146FAF8	25,000,000.00	AAA	Aaa	01/23/09	01/28/09	24,931,500.00	1.74	119,618.06	24,980,101.00	25,234,850.00
GOLDMAN SACHS GROUP INC (FDIC) GL NOTES DTD 01/21/2009 1.625% 07/15/2011	38146FAF8	25,000,000.00	AAA	Aaa	07/29/09	08/03/09	25,150,500.00	1.31	119,618.06	25,054,889.00	25,234,850.00
GENERAL ELEC CAP CORP (FDIC) GLOBAL NOTE DTD 03/12/2009 2.250% 03/12/2012	36967HAN7	25,000,000.00	AAA	Aaa	03/11/10	03/16/10	25,557,750.00	1.11	76,562.50	25,383,738.75	25,626,375.00
CITIGROUP FUNDING INC (FDIC) GLOBAL NOTE DTD 03/30/2009 2.000% 03/30/2012	17314AAF9	25,000,000.00	AAA	Aaa	03/10/10	03/15/10	25,447,372.25	1.11	43,055.56	25,310,882.50	25,553,975.00
<b>Security Type Sub-Total</b>		<b>122,100,000.00</b>					<b>123,231,521.15</b>	<b>1.12</b>	<b>370,059.19</b>	<b>122,838,822.53</b>	<b>123,767,265.90</b>
<b>Money Market Fund</b>											
FEDERATED PRIME OBLIGATION MUTUAL	60934N203	1,000,000.00	AAA	Aaa	08/27/08	08/27/08	1,000,000.00	0.08	0.00	1,000,000.00	1,000,000.00
FEDERATED GOVT OBLIGATIONS FUND	60934N104	1,000,000.00	AAA	Aaa	06/30/10	06/30/10	1,000,000.00	0.08	0.00	1,000,000.00	1,000,000.00
GOLDMAN FS GOVERNMENT MM FUND	38141W273	21,000,000.00	AAA	Aaa	09/30/10	09/30/10	21,000,000.00	0.08	0.00	21,000,000.00	21,000,000.00
<b>Security Type Sub-Total</b>		<b>23,000,000.00</b>					<b>23,000,000.00</b>	<b>0.08</b>	<b>0.00</b>	<b>23,000,000.00</b>	<b>23,000,000.00</b>





**Managed Account Detail of Securities Held**

For the Month Ending **October 31, 2010**

**SAN BERNARDINO COUNTY - 76990800**

Security Type/Description Dated Date/Coupon/Maturity	CUSIP	Par	S&P Rating	Moody's Rating	Trade Date	Settle Date	Original Cost	YTM at Cost	Accrued Interest	Amortized Cost	Market Value
<b>Federal Agency Discount Note</b>											
FHLMC DISC NOTE -- 0.000% 11/18/2010	313397P88	50,000,000.00	A-1+	P-1	01/27/10	01/27/10	49,885,277.78	0.28	0.00	49,993,389.00	49,996,409.00
FNMA DISC NOTE -- 0.000% 02/14/2011	313588BW4	25,000,000.00	A-1+	P-1	03/02/10	03/02/10	24,910,326.39	0.37	0.00	24,973,020.75	24,984,930.00
FNMA DISC NOTE -- 0.000% 02/17/2011	313588BZ7	25,000,000.00	A-1+	P-1	03/02/10	03/02/10	24,909,555.56	0.37	0.00	24,972,250.00	24,984,429.00
FHLB DISC NOTE -- 0.000% 05/25/2011	313384GA1	25,000,000.00	A-1+	P-1	05/24/10	05/25/10	24,873,263.89	0.50	0.00	24,928,819.50	24,966,773.00
FHLB DISC NOTE -- 0.000% 05/25/2011	313384GA1	25,000,000.00	A-1+	P-1	05/25/10	05/25/10	24,873,263.89	0.50	0.00	24,928,819.50	24,966,773.00
FNMA DISC NOTE -- 0.000% 07/11/2011	313588HZ1	25,000,000.00	A-1+	P-1	07/20/10	07/20/10	24,901,111.11	0.40	0.00	24,930,000.00	24,958,302.50

<b>Security Type Sub-Total</b>		<b>175,000,000.00</b>					<b>174,352,798.62</b>	<b>0.39</b>	<b>0.00</b>	<b>174,726,298.75</b>	<b>174,857,616.50</b>
--------------------------------	--	-----------------------	--	--	--	--	-----------------------	-------------	-------------	-----------------------	-----------------------

<b>Federal Agency Bond / Note</b>											
FNMA GLOBAL NOTE (CALLED, OMD 5/10/2013) DTD 05/10/2010 2.000% 11/10/2010	31398AQ96	50,000,000.00	AAA	Aaa	04/28/10	05/10/10	49,975,000.00	2.02	475,000.00	49,978,859.50	50,017,600.00
FNMA GLOBAL BENCHMARK NOTES DTD 11/03/2000 6.625% 11/15/2010	31359MGJ6	25,000,000.00	AAA	Aaa	04/08/08	04/09/08	27,478,000.00	2.65	763,715.28	25,038,110.50	25,064,200.00
FFCB BONDS DTD 11/22/2000 6.700% 11/22/2010	31331H4M6	9,315,000.00	AAA	Aaa	04/08/08	04/09/08	10,248,340.46	2.71	275,646.38	9,336,390.78	9,351,011.79
FHLMC GLOBAL REFERENCE NOTES DTD 10/10/2008 2.875% 11/23/2010	3137EABV0	25,000,000.00	AAA	Aaa	10/27/08	10/28/08	24,897,000.00	3.08	315,451.39	24,996,877.50	25,043,925.00
FHLB TAP BONDS DTD 06/02/2008 3.500% 12/10/2010	3133XRFK1	5,200,000.00	AAA	Aaa	01/09/09	01/12/09	5,392,868.00	1.52	71,283.33	5,211,053.12	5,218,912.40
FHLB TAP BONDS DTD 05/05/2008 3.000% 12/10/2010	3133XR4S6	11,385,000.00	AAA	Aaa	01/09/09	01/12/09	11,713,514.18	1.46	133,773.75	11,403,819.29	11,420,623.67



**Managed Account Detail of Securities Held**

For the Month Ending **October 31, 2010**

**SAN BERNARDINO COUNTY - 76990800**

Security Type/Description Dated Date/Coupon/Maturity	CUSIP	Par	S&P Rating	Moody's Rating	Trade Date	Settle Date	Original Cost	YTM at Cost	Accrued Interest	Amortized Cost	Market Value
<b>Federal Agency Bond / Note</b>											
FHLB BONDS (EX-CALLABLE) DTD 07/03/2003 3.150% 01/03/2011	31339XUJ1	8,485,000.00	AAA	Aaa	05/19/08	05/20/08	8,465,569.35	3.24	87,607.63	8,483,691.87	8,529,402.01
FFCB BONDS DTD 01/12/2009 1.600% 01/12/2011	31331GJY6	25,000,000.00	AAA	Aaa	01/08/09	01/12/09	25,049,500.00	1.50	121,111.11	25,004,936.00	25,073,425.00
FFCB BONDS DTD 01/12/2009 1.600% 01/12/2011	31331GJY6	25,000,000.00	AAA	Aaa	01/09/09	01/12/09	25,085,000.00	1.43	121,111.11	25,008,471.50	25,073,425.00
FFCB BONDS DTD 01/18/2008 3.500% 01/18/2011	31331YNJ5	10,000,000.00	AAA	Aaa	05/19/08	05/20/08	10,085,800.00	3.16	100,138.89	10,007,156.80	10,072,470.00
FHLMC GLOBAL REFERENCE NOTES DTD 12/16/2005 4.750% 01/18/2011	3134A4VJ0	10,000,000.00	AAA	Aaa	05/19/08	05/20/08	10,394,300.00	3.19	135,902.78	10,032,819.90	10,099,190.00
FHLMC GLOBAL REFERENCE NOTES DTD 12/16/2005 4.750% 01/18/2011	3134A4VJ0	20,000,000.00	AAA	Aaa	05/22/08	05/23/08	20,731,000.00	3.30	271,805.56	20,061,102.00	20,198,380.00
FHLB GLOBAL BONDS DTD 08/03/2009 0.950% 02/03/2011	3133XUHG1	25,000,000.00	AAA	Aaa	11/19/09	11/20/09	25,147,750.00	0.46	58,055.56	25,031,450.00	25,054,925.00
FFCB DESIGNATED BONDS DTD 03/06/2006 4.875% 02/18/2011	31331VSK3	12,500,000.00	AAA	Aaa	02/03/10	02/04/10	13,078,673.75	0.40	123,567.71	12,665,743.13	12,675,037.50
FFCB DESIGNATED BONDS DTD 03/06/2006 4.875% 02/18/2011	31331VSK3	12,500,000.00	AAA	Aaa	02/03/10	02/04/10	13,078,673.75	0.40	123,567.71	12,665,743.13	12,675,037.50
FHLB TAP BONDS DTD 11/19/2009 0.375% 02/18/2011	3133XVU82	25,000,000.00	AAA	Aaa	11/20/09	11/23/09	24,975,000.00	0.46	19,010.42	24,993,975.75	25,019,675.00
FFCB BONDS DTD 03/03/2008 3.000% 03/03/2011	31331YWG1	50,000,000.00	AAA	Aaa	12/23/08	12/24/08	51,429,000.00	1.67	241,666.67	50,224,187.00	50,489,400.00
FHLMC FLOATING MTN DTD 03/09/2009 0.362% 03/09/2011	3128X8RC8	10,000,000.00	AAA	Aaa	04/07/09	04/08/09	10,011,900.00	1.29	5,327.68	10,000,000.00	10,004,890.00
FHLMC FLOATING MTN DTD 03/09/2009 0.362% 03/09/2011	3128X8RC8	10,000,000.00	AAA	Aaa	04/07/09	04/08/09	10,011,940.00	1.29	5,327.68	10,000,000.00	10,004,890.00
FHLMC FLOATING MTN DTD 03/09/2009 0.362% 03/09/2011	3128X8RC8	10,000,000.00	AAA	Aaa	04/07/09	04/08/09	10,011,943.13	1.29	5,327.68	10,000,000.00	10,004,890.00



**Managed Account Detail of Securities Held**

For the Month Ending **October 31, 2010**

**SAN BERNARDINO COUNTY - 76990800**

<b>Security Type/Description Dated Date/Coupon/Maturity</b>	<b>CUSIP</b>	<b>Par</b>	<b>S&amp;P Rating</b>	<b>Moody's Rating</b>	<b>Trade Date</b>	<b>Settle Date</b>	<b>Original Cost</b>	<b>YTM at Cost</b>	<b>Accrued Interest</b>	<b>Amortized Cost</b>	<b>Market Value</b>
<b>Federal Agency Bond / Note</b>											
FHLMC FLOATING MTN DTD 03/09/2009 0.362% 03/09/2011	3128X8RC8	25,000,000.00	AAA	Aaa	03/24/09	03/25/09	25,004,500.00	1.34	13,319.21	25,000,000.00	25,012,225.00
FHLMC FLOATING MTN DTD 03/09/2009 0.362% 03/09/2011	3128X8RC8	25,000,000.00	AAA	Aaa	03/26/09	03/27/09	25,005,000.00	1.34	13,319.21	25,000,000.00	25,012,225.00
FHLB TAP BONDS DTD 02/22/2008 3.250% 03/11/2011	3133XPWW0	25,000,000.00	AAA	Aaa	11/14/08	11/17/08	25,072,500.00	3.12	112,847.22	25,011,737.50	25,283,325.00
FHLB TAP BONDS DTD 02/08/2008 2.875% 03/11/2011	3133XPNY6	25,000,000.00	AAA	Aaa	12/03/09	12/04/09	25,732,550.00	0.56	99,826.39	25,208,863.75	25,244,900.00
FNMA GLOBAL BENCHMARK NOTES DTD 03/26/2001 5.500% 03/15/2011	31359MHK2	25,000,000.00	AAA	Aaa	11/12/08	11/13/08	26,510,650.00	2.81	175,694.44	25,246,790.75	25,502,250.00
FNMA GLOBAL NOTES DTD 02/27/2009 1.750% 03/23/2011	31398AVQ2	25,000,000.00	AAA	Aaa	12/10/09	12/11/09	25,376,250.00	0.57	46,180.56	25,115,926.00	25,161,625.00
FHLB GLOBAL BONDS DTD 09/10/2009 0.750% 03/25/2011	3133XUSX2	25,000,000.00	AAA	Aaa	12/03/09	12/04/09	25,063,500.00	0.55	18,750.00	25,019,467.00	25,063,975.00
FFCB BONDS DTD 04/07/2004 3.750% 04/07/2011	31331TZN4	12,150,000.00	AAA	Aaa	03/11/08	03/28/08	12,428,235.00	2.95	30,375.00	12,191,358.60	12,340,159.65
FHLMC GLOBAL REFERENCE NOTES DTD 03/09/2006 5.125% 04/18/2011	3137EAAB5	12,000,000.00	AAA	Aaa	03/12/08	03/13/08	12,773,400.00	2.93	22,208.33	12,120,313.80	12,275,496.00
FHLMC GLOBAL REFERENCE NOTES DTD 03/09/2006 5.125% 04/18/2011	3137EAAB5	25,000,000.00	AAA	Aaa	03/11/08	03/12/08	26,612,500.00	2.93	46,267.36	25,250,636.25	25,573,950.00
FHLMC GLOBAL REFERENCE NOTES DTD 03/09/2006 5.125% 04/18/2011	3137EAAB5	25,000,000.00	AAA	Aaa	10/22/08	10/23/08	26,030,000.00	3.38	46,267.36	25,198,673.00	25,573,950.00
FFCB BONDS DTD 04/21/2008 2.625% 04/21/2011	31331YG46	25,000,000.00	AAA	Aaa	11/06/08	11/07/08	24,738,000.00	3.07	18,229.17	24,948,143.00	25,288,175.00
FFCB BONDS DTD 04/21/2008 2.625% 04/21/2011	31331YG46	50,000,000.00	AAA	Aaa	10/21/08	10/22/08	48,936,500.00	3.52	36,458.33	49,791,827.00	50,576,350.00
FNMA GLOBAL BENCHMARK NOTES DTD 05/25/2001 6.000% 05/15/2011	31359MJH7	50,000,000.00	AAA	Aaa	11/18/08	11/19/08	53,313,500.00	3.21	1,383,333.33	50,739,530.50	51,552,700.00



**Managed Account Detail of Securities Held**

For the Month Ending **October 31, 2010**

**SAN BERNARDINO COUNTY - 76990800**

<b>Security Type/Description</b>	<b>Dated Date/Coupon/Maturity</b>	<b>CUSIP</b>	<b>Par</b>	<b>S&amp;P Rating</b>	<b>Moody's Rating</b>	<b>Trade Date</b>	<b>Settle Date</b>	<b>Original Cost</b>	<b>YTM at Cost</b>	<b>Accrued Interest</b>	<b>Amortized Cost</b>	<b>Market Value</b>
<b>Federal Agency Bond / Note</b>												
FFCB FLOATING BONDS DTD 05/18/2009 0.346% 05/18/2011		31331GWG0	25,000,000.00	AAA	Aaa	05/20/09	05/21/09	25,000,500.00	0.42	3,125.87	25,000,000.00	25,013,300.00
FHLB BONDS DTD 05/24/2010 0.580% 06/10/2011		3133XYNZ4	15,000,000.00	AAA	Aaa	06/02/10	06/03/10	14,998,950.00	0.59	37,941.67	14,999,376.45	15,029,730.00
FHLB BONDS DTD 05/24/2010 0.580% 06/10/2011		3133XYNZ4	15,000,000.00	AAA	Aaa	06/02/10	06/03/10	14,998,950.00	0.59	37,941.67	14,999,376.45	15,029,730.00
FHLB TAP BONDS DTD 05/24/2005 4.250% 06/10/2011		3133XBYA7	25,000,000.00	AAA	Aaa	07/23/08	07/24/08	25,158,250.00	4.01	416,145.83	25,035,144.25	25,578,925.00
FHLB GLOBAL BONDS DTD 05/27/2008 3.375% 06/24/2011		3133XRCW8	30,295,000.00	AAA	Aaa	05/18/10	05/19/10	31,220,512.25	0.58	360,699.84	30,841,585.42	30,871,271.49
FHLB GLOBAL BONDS DTD 06/12/2009 1.625% 07/27/2011		3133XTXH4	11,100,000.00	AAA	Aaa	06/02/10	06/03/10	11,229,392.70	0.61	47,097.92	11,183,237.01	11,209,357.20
FFCB BONDS DTD 06/25/2008 3.875% 08/25/2011		31331YZ86	25,000,000.00	AAA	Aaa	11/05/08	11/06/08	25,518,000.00	3.10	177,604.17	25,155,664.25	25,734,650.00
FFCB BONDS DTD 06/25/2008 3.875% 08/25/2011		31331YZ86	50,000,000.00	AAA	Aaa	11/04/08	11/05/08	50,894,000.00	3.20	355,208.33	50,268,753.50	51,469,300.00
FHLMC (FLOATING) MTN DTD 04/26/2010 0.256% 10/26/2011		3134G1BL7	20,800,000.00	AAA	Aaa	05/06/10	05/07/10	20,795,840.00	0.28	888.33	20,795,840.00	20,794,030.40
FFCB BONDS (FLOATING) DTD 11/02/2009 0.236% 11/02/2011		31331G2M0	25,000,000.00	AAA	Aaa	11/06/09	11/09/09	25,000,000.00	0.22	4,921.88	25,000,000.00	24,994,925.00
FHLMC GLOBAL NOTES (CALLABLE) DTD 11/10/2009 1.200% 11/10/2011		3128X9KO2	25,000,000.00	AAA	Aaa	10/29/09	11/10/09	24,975,000.00	1.25	142,500.00	24,987,110.50	25,004,225.00
FHLMC GLOBAL NOTES (CALLABLE) DTD 11/10/2009 1.200% 11/10/2011		3128X9KO2	25,000,000.00	AAA	Aaa	10/29/09	11/10/09	24,975,000.00	1.25	142,500.00	24,987,110.50	25,004,225.00
FFCB BONDS (CALLABLE) DTD 12/23/2009 1.050% 12/23/2011		31331G6O7	25,000,000.00	AAA	Aaa	12/18/09	12/23/09	25,000,000.00	1.05	93,333.33	25,000,000.00	25,029,650.00
FFCB BONDS DTD 01/12/2010 1.100% 01/12/2012		31331JBL6	25,000,000.00	AAA	Aaa	02/18/10	02/19/10	25,065,000.00	0.96	83,263.89	25,041,179.50	25,233,200.00



**Managed Account Detail of Securities Held**

For the Month Ending **October 31, 2010**

**SAN BERNARDINO COUNTY - 76990800**

<b>Security Type/Description Dated Date/Coupon/Maturity</b>	<b>CUSIP</b>	<b>Par</b>	<b>S&amp;P Rating</b>	<b>Moody's Rating</b>	<b>Trade Date</b>	<b>Settle Date</b>	<b>Original Cost</b>	<b>YTM at Cost</b>	<b>Accrued Interest</b>	<b>Amortized Cost</b>	<b>Market Value</b>
<b>Federal Agency Bond / Note</b>											
FHLMC GLOBAL NOTES (CALLABLE) DTD 01/25/2010 1.375% 01/25/2012	3128X9TM2	25,000,000.00	AAA	Aaa	01/05/10	01/25/10	25,000,000.00	1.38	91,666.67	25,000,000.00	25,054,200.00
FHLB BONDS (CALLABLE) DTD 01/25/2010 1.125% 01/25/2012	3133XWPU7	25,000,000.00	AAA	Aaa	01/22/10	01/25/10	24,997,500.00	1.13	75,000.00	24,998,452.25	25,046,675.00
FFCB BONDS (CALLABLE) DTD 02/09/2010 1.040% 02/09/2012	31331JDM2	25,000,000.00	AAA	Aaa	02/05/10	02/09/10	24,992,500.00	1.06	59,222.22	24,995,212.25	25,055,250.00
FHLB BONDS DTD 12/24/2009 1.050% 02/24/2012	3133XWFP9	25,000,000.00	AAA	Aaa	12/29/09	12/30/09	24,854,250.00	1.33	48,854.17	24,910,414.50	25,236,200.00
FHLB GLOBAL BONDS DTD 03/19/2010 1.125% 05/18/2012	3133XXPV3	25,000,000.00	AAA	Aaa	05/11/10	05/12/10	25,035,750.00	1.05	127,343.75	25,027,490.00	25,296,250.00
FFCB NOTES (FLOAT) DTD 08/23/2010 0.315% 05/23/2012	31331JZB2	25,000,000.00	AAA	Aaa	10/05/10	10/06/10	24,997,925.00	0.33	15,638.89	24,997,925.00	25,000,400.00
FNMA NOTES (CALLABLE) DTD 05/25/2010 1.300% 05/25/2012	31398AS37	25,000,000.00	AAA	Aaa	05/10/10	05/25/10	25,016,250.00	1.27	140,833.33	25,009,230.00	25,100,475.00
FNMA NOTES (CALLABLE) DTD 05/25/2010 1.300% 05/25/2012	31398AS37	25,000,000.00	AAA	Aaa	05/27/10	05/28/10	25,022,500.00	1.25	140,833.33	25,012,889.75	25,100,475.00
FHLMC GLOBAL NOTES DTD 05/21/2009 1.750% 06/15/2012	3137EACC1	25,000,000.00	AAA	Aaa	05/11/10	05/12/10	25,329,750.00	1.11	165,277.78	25,256,436.25	25,558,225.00
FHLMC NOTES (CALLABLE) DTD 07/26/2010 1.000% 07/26/2012	3134G1LT9	15,000,000.00	AAA	Aaa	07/06/10	07/26/10	15,000,000.00	1.00	39,583.33	15,000,000.00	15,019,395.00
FHLMC NOTES (CALLABLE) DTD 07/26/2010 1.000% 07/26/2012	3134G1LT9	15,000,000.00	AAA	Aaa	07/06/10	07/26/10	15,000,000.00	1.00	39,583.33	15,000,000.00	15,019,395.00
FHLMC NOTES (CALLABLE) DTD 07/26/2010 1.000% 07/26/2012	3134G1LT9	20,000,000.00	AAA	Aaa	07/06/10	07/26/10	20,000,000.00	1.00	52,777.78	20,000,000.00	20,025,860.00
FHLB BONDS (CALLABLE) DTD 02/03/2010 1.450% 08/03/2012	3133XWR76	25,000,000.00	AAA	Aaa	01/28/10	02/03/10	24,995,000.00	1.46	88,611.11	24,996,470.75	25,076,675.00
FHLB GLOBAL BONDS DTD 07/23/2009 1.750% 08/22/2012	3133XUE41	50,000,000.00	AAA	Aaa	07/31/09	08/03/09	49,767,500.00	1.91	167,708.33	49,860,593.00	51,226,050.00



**Managed Account Detail of Securities Held**

For the Month Ending **October 31, 2010**

**SAN BERNARDINO COUNTY - 76990800**

<b>Security Type/Description Dated Date/Coupon/Maturity</b>	<b>CUSIP</b>	<b>Par</b>	<b>S&amp;P Rating</b>	<b>Moody's Rating</b>	<b>Trade Date</b>	<b>Settle Date</b>	<b>Original Cost</b>	<b>YTM at Cost</b>	<b>Accrued Interest</b>	<b>Amortized Cost</b>	<b>Market Value</b>
<b>Federal Agency Bond / Note</b>											
FHLMC NOTES (CALLABLE) DTD 09/17/2010 0.750% 09/17/2012	3134G1TB0	25,000,000.00	AAA	Aaa	08/30/10	09/17/10	24,995,000.00	0.76	22,916.67	24,995,303.75	25,042,300.00
FHLMC GLOBAL REFERENCE NOTES DTD 08/06/2009 2.125% 09/21/2012	3137EACE7	25,000,000.00	AAA	Aaa	12/22/09	12/23/09	25,393,000.00	1.54	59,027.78	25,272,382.25	25,807,950.00
FHLMC (FLOATING) NOTES DTD 10/12/2010 0.330% 10/12/2012	3134G1WN0	25,000,000.00	AAA	Aaa	10/13/10	10/14/10	25,002,500.00	0.32	4,569.45	25,002,171.75	25,067,825.00
FHLB BONDS DTD 11/04/2009 1.750% 12/14/2012	3133XVNT4	25,000,000.00	AAA	Aaa	12/01/09	12/02/09	25,216,250.00	1.46	166,493.06	25,152,051.00	25,664,375.00
FHLB BONDS DTD 11/04/2009 1.750% 12/14/2012	3133XVNT4	25,000,000.00	AAA	Aaa	12/04/09	12/07/09	25,039,500.00	1.70	166,493.06	25,027,916.25	25,664,375.00
FHLMC GLOBAL NOTES (CALLABLE) DTD 12/17/2009 1.700% 12/17/2012	3128X9PN4	25,000,000.00	AAA	Aaa	12/02/09	12/17/09	25,016,250.00	1.68	158,194.44	25,002,084.75	25,038,950.00
FHLMC GLOBAL NOTES (CALLABLE) DTD 12/17/2009 1.700% 12/17/2012	3128X9PN4	50,000,000.00	AAA	Aaa	12/04/09	12/17/09	49,815,000.00	1.83	316,388.89	49,867,776.50	50,077,900.00
FFCB BONDS DTD 12/24/2009 1.625% 12/24/2012	31331JAB9	25,000,000.00	AAA	Aaa	12/21/09	12/24/09	24,930,000.00	1.72	143,315.97	24,949,543.75	25,616,000.00
FNMA GLOBAL NOTES (CALLABLE) DTD 12/28/2009 1.750% 12/28/2012	31398AB76	25,000,000.00	AAA	Aaa	12/15/09	12/28/09	24,890,000.00	1.90	149,479.17	24,920,252.00	25,050,975.00
FNMA GLOBAL NOTES (CALLABLE) DTD 12/28/2009 1.750% 12/28/2012	31398AB76	25,000,000.00	AAA	Aaa	02/10/10	02/11/10	24,981,250.00	1.78	149,479.17	24,985,997.25	25,050,975.00
FFCB BONDS (CALLABLE) DTD 02/19/2010 1.670% 02/19/2013	31331JEK5	25,000,000.00	AAA	Aaa	02/19/10	02/22/10	24,887,500.00	1.83	83,500.00	24,913,001.25	25,258,500.00
FFCB BONDS DTD 01/15/2010 1.750% 02/21/2013	31331JBV4	25,000,000.00	AAA	Aaa	02/11/10	02/12/10	25,035,250.00	1.70	85,069.44	25,027,000.50	25,650,125.00
FNMA GLOBAL NOTES (CALLABLE) DTD 03/15/2010 1.800% 03/15/2013	31398AH70	50,000,000.00	AAA	Aaa	03/05/10	03/15/10	49,925,000.00	1.85	115,000.00	49,940,364.00	50,229,750.00
FFCB BONDS DTD 04/15/2010 1.875% 04/15/2013	31331JKS1	25,000,000.00	AAA	Aaa	04/19/10	04/20/10	25,118,100.00	1.71	20,833.33	25,097,569.00	25,806,850.00



**Managed Account Detail of Securities Held**

For the Month Ending **October 31, 2010**

**SAN BERNARDINO COUNTY - 76990800**

<b>Security Type/Description Dated Date/Coupon/Maturity</b>	<b>CUSIP</b>	<b>Par</b>	<b>S&amp;P Rating</b>	<b>Moody's Rating</b>	<b>Trade Date</b>	<b>Settle Date</b>	<b>Original Cost</b>	<b>YTM at Cost</b>	<b>Accrued Interest</b>	<b>Amortized Cost</b>	<b>Market Value</b>
<b>Federal Agency Bond / Note</b>											
FHLMC NOTES (CALLABLE) DTD 07/26/2010 1.400% 07/26/2013	3134G1ML5	10,000,000.00	AAA	Aaa	07/12/10	07/26/10	10,000,000.00	1.40	36,944.44	10,000,000.00	10,018,550.00
FHLMC NOTES (CALLABLE) DTD 07/26/2010 1.400% 07/26/2013	3134G1ML5	10,000,000.00	AAA	Aaa	07/12/10	07/26/10	10,000,000.00	1.40	36,944.44	10,000,000.00	10,018,550.00
FHLMC NOTES (CALLABLE) DTD 07/26/2010 1.400% 07/26/2013	3134G1ML5	10,000,000.00	AAA	Aaa	07/12/10	07/26/10	10,000,000.00	1.40	36,944.44	10,000,000.00	10,018,550.00
FNMA NOTES (CALLABLE) DTD 07/29/2010 1.250% 07/29/2013	31398AZ47	3,175,000.00	AAA	Aaa	07/30/10	08/02/10	3,175,000.00	1.25	10,142.36	3,175,000.00	3,189,474.83
FNMA NOTES (CALLABLE) DTD 07/29/2010 1.250% 07/29/2013	31398AZ47	25,000,000.00	AAA	Aaa	07/21/10	07/29/10	24,984,750.00	1.27	79,861.11	24,986,028.50	25,113,975.00
FNMA NOTES (CALLABLE) DTD 07/29/2010 1.250% 07/29/2013	31398AZ47	50,000,000.00	AAA	Aaa	07/21/10	07/29/10	49,969,500.00	1.27	159,722.22	49,972,057.00	50,227,950.00
FNMA NOTES (CALLABLE) DTD 08/16/2010 1.350% 08/16/2013	31398A2H4	20,895,000.00	AAA	Aaa	07/30/10	08/16/10	20,895,000.00	1.35	58,767.19	20,895,000.00	20,939,360.09
FNMA NOTES (CALLABLE) DTD 08/27/2010 1.000% 08/27/2013	3136FPCR6	10,390,000.00	AAA	Aaa	08/17/10	08/27/10	10,385,844.00	1.01	18,471.11	10,386,087.23	10,454,116.69
FNMA NOTES (CALLABLE) DTD 08/27/2010 1.000% 08/27/2013	3136FPCR6	39,610,000.00	AAA	Aaa	08/17/10	08/27/10	39,598,117.00	1.01	70,417.78	39,598,812.16	39,854,433.31
FHLMC NOTES (CALLABLE) DTD 09/03/2010 1.150% 09/03/2013	3134G1SB1	25,000,000.00	AAA	Aaa	08/24/10	09/03/10	25,000,000.00	1.15	46,319.44	25,000,000.00	25,046,625.00
FHLB NOTES TAP ISSUE DTD 08/09/2010 1.000% 09/13/2013	313370LB2	25,000,000.00	AAA	Aaa	10/26/10	10/27/10	25,195,250.00	0.73	56,944.44	25,194,505.75	25,298,025.00
FNMA NOTES (CALLABLE) DTD 09/17/2010 1.125% 09/17/2013	31398A3L4	1,980,000.00	AAA	Aaa	09/21/10	09/22/10	1,979,901.00	1.13	2,722.50	1,979,904.70	1,984,342.14
FNMA NOTES (CALLABLE) DTD 09/17/2010 1.125% 09/17/2013	31398A3L4	12,500,000.00	AAA	Aaa	09/21/10	09/22/10	12,499,750.00	1.13	17,187.50	12,499,760.00	12,527,412.50
FNMA NOTES (CALLABLE) DTD 09/17/2010 1.125% 09/17/2013	31398A3L4	12,500,000.00	AAA	Aaa	09/21/10	09/22/10	12,499,750.00	1.13	17,187.50	12,499,760.00	12,527,412.50



**Managed Account Detail of Securities Held**

For the Month Ending **October 31, 2010**

**SAN BERNARDINO COUNTY - 76990800**

Security Type/Description Dated Date/Coupon/Maturity	CUSIP	Par	S&P Rating	Moody's Rating	Trade Date	Settle Date	Original Cost	YTM at Cost	Accrued Interest	Amortized Cost	Market Value
<b>Federal Agency Bond / Note</b>											
FNMA NOTES DTD 08/02/2010 1.125% 09/30/2013	31398A2M3	25,000,000.00	AAA	Aaa	09/09/10	09/10/10	25,041,250.00	1.07	24,218.75	25,039,346.00	25,352,475.00
FNMA NOTES (CALLABLE) DTD 09/30/2010 1.250% 09/30/2013	31398A4D1	25,000,000.00	AAA	Aaa	09/23/10	09/30/10	25,018,625.00	1.22	26,909.72	25,015,417.25	25,064,775.00
FNMA NOTES (CALLABLE) DTD 10/08/2010 1.125% 10/08/2013	31398A4H2	25,000,000.00	AAA	Aaa	09/23/10	10/08/10	25,000,000.00	1.13	17,968.75	25,000,000.00	25,049,200.00
FNMA NOTES (CALLABLE) DTD 10/18/2010 1.000% 10/18/2013	31398A4Q2	5,000,000.00	AAA	Aaa	09/28/10	10/18/10	5,000,000.00	1.00	1,805.56	5,000,000.00	5,015,485.00
FNMA NOTES (CALLABLE) DTD 10/18/2010 1.000% 10/18/2013	31398A4Q2	5,000,000.00	AAA	Aaa	09/28/10	10/18/10	5,000,000.00	1.00	1,805.56	5,000,000.00	5,015,485.00
FNMA NOTES (CALLABLE) DTD 10/18/2010 1.000% 10/18/2013	31398A4Q2	5,000,000.00	AAA	Aaa	09/28/10	10/18/10	5,000,000.00	1.00	1,805.56	5,000,000.00	5,015,485.00
FNMA NOTES (CALLABLE) DTD 10/18/2010 1.000% 10/18/2013	31398A4Q2	5,000,000.00	AAA	Aaa	09/28/10	10/18/10	5,000,000.00	1.00	1,805.56	5,000,000.00	5,015,485.00
FNMA STEP-RATE NOTES (CALLABLE) DTD 10/18/2010 0.625% 10/18/2013	3136FPNT0	25,000,000.00	AAA	Aaa	10/08/10	10/18/10	24,992,500.00	1.05	5,642.36	24,996,331.00	25,006,150.00
FHLMC NOTES DTD 08/20/2010 0.875% 10/28/2013	3137EACL1	25,000,000.00	AAA	Aaa	09/02/10	09/03/10	24,903,675.75	1.00	43,142.36	24,908,568.25	25,166,550.00
<b>Security Type Sub-Total</b>		<b>2,246,780,000.00</b>					<b>2,266,079,690.32</b>	<b>1.61</b>	<b>11,088,022.06</b>	<b>2,250,647,138.34</b>	<b>2,267,311,376.67</b>
<b>Commercial Paper</b>											
GENERAL ELEC CAP SVCS COMM PAPER -- 0.000% 11/01/2010	36959SL19	25,000,000.00	A-1+	P-1	08/27/10	08/27/10	24,989,000.00	0.24	0.00	25,000,000.00	24,999,625.00
GENERAL ELEC CAP SVCS COMM PAPER -- 0.000% 11/01/2010	36959SL19	50,000,000.00	A-1+	P-1	08/27/10	08/27/10	49,978,000.00	0.24	0.00	50,000,000.00	49,999,250.00
SOCIETE GENERALE N AMER COMM PAPER -- 0.000% 11/01/2010	83365SL19	50,000,000.00	A-1	P-1	10/29/10	10/29/10	49,999,041.67	0.23	0.00	50,000,000.00	49,999,150.00
CREDIT AGRICOLE NA COMM PAPER -- 0.000% 11/01/2010	22532CL10	50,000,000.00	A-1+	P-1	10/29/10	10/29/10	49,999,083.33	0.22	0.00	50,000,000.00	49,999,250.00





**Managed Account Detail of Securities Held**

For the Month Ending **October 31, 2010**

**SAN BERNARDINO COUNTY - 76990800**

Security Type/Description Dated Date/Coupon/Maturity	CUSIP	Par	S&P Rating	Moody's Rating	Trade Date	Settle Date	Original Cost	YTM at Cost	Accrued Interest	Amortized Cost	Market Value
<b>Commercial Paper</b>											
CREDIT AGRICOLE NA COMM PAPER -- 0.000% 11/01/2010	22532CL10	50,000,000.00	A-1+	P-1	10/29/10	10/29/10	49,999,083.33	0.22	0.00	50,000,000.00	49,999,250.00
SOCIETE GENERALE N AMER COMM PAPER -- 0.000% 11/01/2010	83365SL19	50,000,000.00	A-1	P-1	10/29/10	10/29/10	49,999,125.00	0.21	0.00	50,000,000.00	49,999,150.00
BNP PARIBAS FINANCE INC COMM PAPER -- 0.000% 11/01/2010	0556N1L19	50,000,000.00	A-1+	P-1	10/29/10	10/29/10	49,999,166.67	0.20	0.00	50,000,000.00	49,999,250.00
BNP PARIBAS FINANCE INC COMM PAPER -- 0.000% 11/01/2010	0556N1L19	50,000,000.00	A-1+	P-1	10/29/10	10/29/10	49,999,166.67	0.20	0.00	50,000,000.00	49,999,250.00
RABOBANK USA FIN CORP COMM PAPER -- 0.000% 11/01/2010	74977LL13	50,000,000.00	A-1+	P-1	10/29/10	10/29/10	49,999,208.33	0.19	0.00	50,000,000.00	49,999,350.00
RABOBANK USA FIN CORP COMM PAPER -- 0.000% 11/01/2010	74977LL13	50,000,000.00	A-1+	P-1	10/29/10	10/29/10	49,999,208.33	0.19	0.00	50,000,000.00	49,999,350.00
NORDEA NORTH AMERICA INC COMM PAPER -- 0.000% 12/01/2010	6555P1M12	24,900,000.00	A-1+	P-1	10/04/10	10/04/10	24,889,970.83	0.25	0.00	24,894,812.58	24,894,746.10
GENERAL ELEC CAP SVCS COMM PAPER -- 0.000% 12/01/2010	36959SM18	25,000,000.00	A-1+	P-1	09/27/10	09/27/10	24,989,618.06	0.23	0.00	24,995,208.25	24,995,550.00
GENERAL ELEC CAP SVCS COMM PAPER -- 0.000% 12/01/2010	36959SM18	50,000,000.00	A-1+	P-1	09/27/10	09/27/10	49,979,236.11	0.23	0.00	49,990,416.50	49,991,100.00
<b>Security Type Sub-Total</b>		<b>574,900,000.00</b>					<b>574,818,908.33</b>	<b>0.22</b>	<b>0.00</b>	<b>574,880,437.33</b>	<b>574,874,271.10</b>
<b>Certificate of Deposit</b>											
TORONTO DOMINION BANK NY CERT DEPOS DTD 08/31/2010 0.210% 11/01/2010	89112YJW4	25,000,000.00	A-1+	P-1	08/31/10	08/31/10	25,000,000.00	0.21	9,041.67	25,000,000.00	24,999,972.25
CREDIT AGRICOLE CIB NY CERT DEPOS DTD 10/29/2010 0.220% 11/01/2010	22532YVE3	40,000,000.00	A-1+	P-1	10/29/10	10/29/10	40,000,000.00	0.22	733.33	40,000,000.00	39,999,966.80
CREDIT AGRICOLE CIB NY CERT DEPOS DTD 10/29/2010 0.220% 11/01/2010	22532YVE3	50,000,000.00	A-1+	P-1	10/29/10	10/29/10	50,000,000.00	0.22	916.67	50,000,000.00	49,999,958.50



**Managed Account Detail of Securities Held**

For the Month Ending **October 31, 2010**

**SAN BERNARDINO COUNTY - 76990800**

<b>Security Type/Description</b>	<b>Dated Date/Coupon/Maturity</b>	<b>CUSIP</b>	<b>Par</b>	<b>S&amp;P Rating</b>	<b>Moody's Rating</b>	<b>Trade Date</b>	<b>Settle Date</b>	<b>Original Cost</b>	<b>YTM at Cost</b>	<b>Accrued Interest</b>	<b>Amortized Cost</b>	<b>Market Value</b>
<b>Certificate of Deposit</b>												
BNP PARIBAS SF CERT DEPOS DTD 10/26/2010 0.210% 11/02/2010		05566Q5D5	10,000,000.00	A-1+	P-1	10/26/10	10/26/10	10,000,000.00	0.21	350.00	10,000,000.00	9,999,977.80
TORONTO DOMINION BANK NY CERT DEPOS DTD 08/31/2010 0.210% 11/02/2010		89112YJX2	25,000,000.00	A-1+	P-1	08/31/10	08/31/10	25,000,000.00	0.21	9,041.67	25,000,000.00	24,999,944.25
BNP PARIBAS SF CERT DEPOS DTD 09/23/2010 0.250% 11/03/2010		05566Q4J3	20,000,000.00	A-1+	P-1	09/23/10	09/23/10	20,000,000.00	0.25	5,416.67	20,000,000.00	19,999,999.80
NORDEA BANK FINLAND NY CERT DEPOS DTD 09/16/2010 0.220% 11/03/2010		65557VAJ0	25,000,000.00	A-1+	P-1	09/16/10	09/16/10	25,000,000.00	0.22	7,027.78	25,000,000.00	24,999,937.25
NORDEA BANK FINLAND NY CERT DEPOS DTD 10/25/2010 0.210% 11/05/2010		65557VCY5	25,000,000.00	A-1+	P-1	10/25/10	10/25/10	25,000,000.00	0.21	1,020.83	25,000,000.00	24,999,861.00
RABOBANK NEDERLAND NV NY CERT DEPOS DTD 05/19/2010 0.540% 11/12/2010		74977MFL4	25,000,000.00	A-1+	P-1	05/18/10	05/19/10	25,000,000.00	0.54	62,250.00	25,000,000.00	25,002,412.50
BNP PARIBAS SF CERT DEPOS DTD 10/22/2010 0.240% 11/19/2010		05566Q5A1	10,000,000.00	A-1+	P-1	10/22/10	10/22/10	10,000,000.00	0.24	666.67	10,000,000.00	9,999,947.20
BNP PARIBAS SF CERT DEPOS DTD 10/25/2010 0.240% 11/19/2010		05566Q5B9	25,000,000.00	A-1+	P-1	10/25/10	10/25/10	25,000,000.00	0.24	1,166.67	25,000,000.00	24,999,868.00
NORDEA BANK FINLAND NY CERT DEPOS DTD 09/23/2010 0.240% 11/24/2010		65557VAZ4	50,000,000.00	A-1+	P-1	09/23/10	09/23/10	50,000,000.00	0.24	13,000.00	50,000,000.00	49,999,664.50
TORONTO DOMINION BANK NY CERT DEPOS DTD 06/10/2010 0.590% 12/06/2010		89112YEP4	25,000,000.00	A-1+	P-1	06/09/10	06/10/10	25,000,000.00	0.59	59,000.00	25,000,000.00	25,008,330.00
SVENSKA HANDELSBANKEN NY CERT DEPOS DTD 09/28/2010 0.250% 12/21/2010		86959BHP3	25,000,000.00	A-1+	P-1	09/27/10	09/28/10	25,000,000.00	0.25	5,902.78	25,000,000.00	24,999,250.25
SVENSKA HANDELSBANKEN NY CERT DEPOS DTD 09/23/2010 0.260% 12/23/2010		86959BHE8	25,000,000.00	A-1+	P-1	09/23/10	09/23/10	25,000,631.55	0.25	7,041.67	25,000,361.00	24,999,514.50
SVENSKA HANDELSBANKEN NY CERT DEPOS DTD 09/23/2010 0.260% 12/23/2010		86959BHE8	25,000,000.00	A-1+	P-1	09/27/10	09/27/10	25,000,603.37	0.25	7,041.67	25,000,360.75	24,999,514.50



**Managed Account Detail of Securities Held**

For the Month Ending **October 31, 2010**

SAN BERNARDINO COUNTY - 76990800

Security Type/Description Dated Date/Coupon/Maturity	CUSIP	Par	S&P Rating	Moody's Rating	Trade Date	Settle Date	Original Cost	YTM at Cost	Accrued Interest	Amortized Cost	Market Value
<b>Certificate of Deposit</b>											
RABOBANK NEDERLAND NV NY CERT DEPOS DTD 09/24/2010 0.250% 12/31/2010	74977JJY9	25,000,000.00	A-1+	P-1	09/24/10	09/24/10	25,000,000.00	0.25	6,597.22	25,000,000.00	24,998,696.00
<b>Security Type Sub-Total</b>		<b>455,000,000.00</b>					<b>455,001,234.92</b>	<b>0.27</b>	<b>196,215.30</b>	<b>455,000,721.75</b>	<b>455,006,815.10</b>
<b>Managed Account Sub-Total</b>		<b>3,966,780,000.00</b>					<b>3,991,564,426.77</b>	<b>1.09</b>	<b>13,153,896.35</b>	<b>3,972,669,060.95</b>	<b>3,991,810,535.27</b>
<b>Securities Sub-Total</b>		<b>\$3,966,780,000.00</b>					<b>\$3,991,564,426.77</b>	<b>1.09%</b>	<b>\$13,153,896.35</b>	<b>\$3,972,669,060.95</b>	<b>\$3,991,810,535.27</b>
<b>Accrued Interest</b>											<b>\$13,153,896.35</b>
<b>Total Investments</b>											<b>\$4,004,964,431.62</b>



**Managed Account Fair Market Value & Analytics**

For the Month Ending **October 31, 2010**

**SAN BERNARDINO COUNTY - 76990800**

<b>Security Type/Description</b>	<b>CUSIP</b>	<b>Par</b>	<b>Broker</b>	<b>Next Call Date</b>	<b>Market Price</b>	<b>Market Value</b>	<b>Unreal G/L On Cost</b>	<b>Unreal G/L Amort Cost</b>	<b>Duration to Worst</b>	<b>YTM at Mkt</b>
<b>U.S. Treasury Bond / Note</b>										
US TREASURY NOTES DTD 11/30/2008 1.250% 11/30/2010	912828JS0	25,000,000.00	UBS PW		100.08	25,020,500.00	(138,679.68)	10,928.25	0.08	0.25
US TREASURY NOTES DTD 12/31/2008 0.875% 12/31/2010	912828JV3	25,000,000.00	JPMCHASE		100.11	25,028,325.00	(83,979.69)	12,403.75	0.17	0.19
US TREASURY NOTES DTD 12/31/2008 0.875% 12/31/2010	912828JV3	25,000,000.00	BK AMER		100.11	25,028,325.00	(99,604.69)	9,667.50	0.17	0.19
US TREASURY NOTES DTD 01/31/2009 0.875% 01/31/2011	912828JY7	25,000,000.00	DEUTSCHE		100.18	25,043,950.00	(86,909.38)	11,823.25	0.25	0.17
US TREASURY NOTES DTD 01/31/2009 0.875% 01/31/2011	912828JY7	25,000,000.00	MIZUHO		100.18	25,043,950.00	(71,284.38)	12,085.50	0.25	0.17
US TREASURY NOTES DTD 02/15/2001 5.000% 02/15/2011	9128276T4	20,000,000.00	CSFB		101.39	20,277,340.00	(713,285.00)	24,410.60	0.29	0.23
US TREASURY NOTES DTD 02/28/2009 0.875% 02/28/2011	912828KE9	25,000,000.00	DEUTSCHE		100.23	25,057,625.00	(60,539.06)	25,961.00	0.33	0.18
US TREASURY NOTES DTD 02/28/2009 0.875% 02/28/2011	912828KE9	25,000,000.00	DEUTSCHE		100.23	25,057,625.00	(70,304.69)	16,659.00	0.33	0.18
US TREASURY NOTES DTD 03/31/2006 4.750% 03/31/2011	912828FA3	25,000,000.00	UBS AG		101.88	25,469,725.00	(813,478.13)	32,432.75	0.41	0.22
US TREASURY NOTES DTD 04/30/2009 0.875% 04/30/2011	912828KL3	50,000,000.00	UBS AG		100.34	50,171,900.00	(3,881.25)	107,133.00	0.50	0.19
US TREASURY NOTES DTD 05/31/2009 0.875% 05/31/2011	912828KU3	25,000,000.00	GOLDMAN		100.40	25,099,600.00	(4,892.18)	43,185.25	0.58	0.19
US TREASURY NOTES DTD 07/31/2006 4.875% 07/31/2011	912828FN5	25,000,000.00	CSFB		103.47	25,868,175.00	(1,038,075.00)	158,331.00	0.74	0.24
US TREASURY NOTES DTD 05/15/2009 1.375% 05/15/2012	912828KP4	5,000,000.00	DEUTSCHE		101.65	5,082,615.00	133,786.88	109,744.50	1.52	0.30
US TREASURY NOTES DTD 05/15/2009 1.375% 05/15/2012	912828KP4	10,000,000.00	CITIGRP		101.65	10,165,230.00	326,948.75	251,174.90	1.52	0.30
US TREASURY NOTES DTD 05/15/2009 1.375% 05/15/2012	912828KP4	10,000,000.00	CSFB		101.65	10,165,230.00	312,886.25	243,744.00	1.52	0.30



**Managed Account Fair Market Value & Analytics**

For the Month Ending **October 31, 2010**

**SAN BERNARDINO COUNTY - 76990800**

<b>Security Type/Description</b>	<b>Dated Date/Coupon/Maturity</b>	<b>CUSIP</b>	<b>Par</b>	<b>Broker</b>	<b>Next Call Date</b>	<b>Market Price</b>	<b>Market Value</b>	<b>Unreal G/L On Cost</b>	<b>Unreal G/L Amort Cost</b>	<b>Duration to Worst</b>	<b>YTM at Mkt</b>
<b>U.S. Treasury Bond / Note</b>											
US TREASURY NOTES DTD 05/15/2009 1.375% 05/15/2012		912828KP4	25,000,000.00	DEUTSCHE		101.65	25,413,075.00	324,207.82	347,863.50	1.52	0.30
<b>Security Type Sub-Total</b>			<b>370,000,000.00</b>				<b>372,993,190.00</b>	<b>(2,087,083.43)</b>	<b>1,417,547.75</b>	<b>0.51</b>	<b>0.21</b>
<b>U.S. Government Supported Corporate Debt</b>											
GENERAL ELEC CAP CORP (FDIC) GLOBAL FRN DTD 03/12/2009 0.373% 03/11/2011		36967HAM9	22,100,000.00	MORGANST		100.08	22,117,215.90	(27,183.00)	8,004.62	0.36	0.16
GOLDMAN SACHS GROUP INC (FDIC) GL NOTES DTD 01/21/2009 1.625% 07/15/2011		38146FAF8	25,000,000.00	CITIGRP		100.94	25,234,850.00	303,350.00	254,749.00	0.70	0.29
GOLDMAN SACHS GROUP INC (FDIC) GL NOTES DTD 01/21/2009 1.625% 07/15/2011		38146FAF8	25,000,000.00	GOLDMAN		100.94	25,234,850.00	84,350.00	179,961.00	0.70	0.29
GENERAL ELEC CAP CORP (FDIC) GLOBAL NOTE DTD 03/12/2009 2.250% 03/12/2012		36967HAN7	25,000,000.00	DEUTSCHE		102.51	25,626,375.00	68,625.00	242,636.25	1.34	0.41
CITIGROUP FUNDING INC (FDIC) GLOBAL NOTE DTD 03/30/2009 2.000% 03/30/2012		17314AAF9	25,000,000.00	CSFB		102.22	25,553,975.00	106,602.75	243,092.50	1.40	0.43
<b>Security Type Sub-Total</b>			<b>122,100,000.00</b>				<b>123,767,265.90</b>	<b>535,744.75</b>	<b>928,443.37</b>	<b>0.92</b>	<b>0.32</b>
<b>Money Market Fund</b>											
FEDERATED PRIME OBLIGATION MUTUAL		60934N203	1,000,000.00			1.00	1,000,000.00	0.00	0.00	0.00	0.08
FEDERATED GOVT OBLIGATIONS FUND		60934N104	1,000,000.00			1.00	1,000,000.00	0.00	0.00	0.00	0.08
GOLDMAN FS GOVERNMENT MM FUND		38141W273	21,000,000.00			1.00	21,000,000.00	0.00	0.00	0.00	0.08
<b>Security Type Sub-Total</b>			<b>23,000,000.00</b>				<b>23,000,000.00</b>	<b>0.00</b>	<b>0.00</b>	<b>0.00</b>	<b>0.08</b>
<b>Federal Agency Discount Note</b>											



**Managed Account Fair Market Value & Analytics**

For the Month Ending **October 31, 2010**

**SAN BERNARDINO COUNTY - 76990800**

Security Type/Description Dated Date/Coupon/Maturity	CUSIP	Par	Broker	Next Call Date	Market Price	Market Value	Unreal G/L On Cost	Unreal G/L Amort Cost	Duration to Worst	YTM at Mkt
<b>Federal Agency Discount Note</b>										
FHLMC DISC NOTE -- 0.000% 11/18/2010	313397P88	50,000,000.00	DEUTSCHE		99.99	49,996,409.00	111,131.22	3,020.00	0.05	0.14
FNMA DISC NOTE -- 0.000% 02/14/2011	313588BW4	25,000,000.00	CSFB		99.94	24,984,930.00	74,603.61	11,909.25	0.29	0.20
FNMA DISC NOTE -- 0.000% 02/17/2011	313588BZ7	25,000,000.00	DAINRAUS		99.94	24,984,429.00	74,873.44	12,179.00	0.30	0.21
FHLB DISC NOTE -- 0.000% 05/25/2011	313384GA1	25,000,000.00	CSFB		99.87	24,966,773.00	93,509.11	37,953.50	0.56	0.23
FHLB DISC NOTE -- 0.000% 05/25/2011	313384GA1	25,000,000.00	MIZUHO		99.87	24,966,773.00	93,509.11	37,953.50	0.56	0.23
FNMA DISC NOTE -- 0.000% 07/11/2011	313588HZ1	25,000,000.00	MIZUHO		99.83	24,958,302.50	57,191.39	28,302.50	0.69	0.24
<b>Security Type Sub-Total</b>		<b>175,000,000.00</b>				<b>174,857,616.50</b>	<b>504,817.88</b>	<b>131,317.75</b>	<b>0.36</b>	<b>0.20</b>

<b>Federal Agency Bond / Note</b>										
FNMA GLOBAL NOTE (CALLED, OMD 5/10/2013) DTD 05/10/2010 2.000% 11/10/2010	31398AQ96	50,000,000.00	MORGANST	11/10/10	100.04	50,017,600.00	42,600.00	38,740.50	0.03	1.99
FNMA GLOBAL BENCHMARK NOTES DTD 11/03/2000 6.625% 11/15/2010	31359MGJ6	25,000,000.00	UBS AG		100.26	25,064,200.00	(2,413,800.00)	26,089.50	0.04	0.02
FFCB BONDS DTD 11/22/2000 6.700% 11/22/2010	31331H4M6	9,315,000.00	1ST TENN		100.39	9,351,011.79	(897,328.67)	14,621.01	0.06	0.07
FHLMC GLOBAL REFERENCE NOTES DTD 10/10/2008 2.875% 11/23/2010	3137EABV0	25,000,000.00	UBS PW		100.18	25,043,925.00	146,925.00	47,047.50	0.06	0.00
FHLB TAP BONDS DTD 06/02/2008 3.500% 12/10/2010	3133XRFK1	5,200,000.00	LOOP CAP		100.36	5,218,912.40	(173,955.60)	7,859.28	0.11	0.14
FHLB TAP BONDS DTD 05/05/2008 3.000% 12/10/2010	3133XR4S6	11,385,000.00	MERRILL		100.31	11,420,623.67	(292,890.51)	16,804.38	0.11	0.11
FHLB BONDS (EX-CALLABLE) DTD 07/03/2003 3.150% 01/03/2011	31339XUJ1	8,485,000.00	1ST TENN		100.52	8,529,402.01	63,832.66	45,710.14	0.18	0.11



**Managed Account Fair Market Value & Analytics**

For the Month Ending **October 31, 2010**

**SAN BERNARDINO COUNTY - 76990800**

<b>Security Type/Description</b>	<b>CUSIP</b>	<b>Par</b>	<b>Broker</b>	<b>Next Call Date</b>	<b>Market Price</b>	<b>Market Value</b>	<b>Unreal G/L On Cost</b>	<b>Unreal G/L Amort Cost</b>	<b>Duration to Worst</b>	<b>YTM at Mkt</b>
<b>Federal Agency Bond / Note</b>										
FFCB BONDS DTD 01/12/2009 1.600% 01/12/2011	31331GJY6	25,000,000.00	JPMCHASE		100.29	25,073,425.00	23,925.00	68,489.00	0.20	0.11
FFCB BONDS DTD 01/12/2009 1.600% 01/12/2011	31331GJY6	25,000,000.00	JPMCHASE		100.29	25,073,425.00	(11,575.00)	64,953.50	0.20	0.11
FFCB BONDS DTD 01/18/2008 3.500% 01/18/2011	31331YNJ5	10,000,000.00	MIZUHO		100.72	10,072,470.00	(13,330.00)	65,313.20	0.22	0.11
FHLMC GLOBAL REFERENCE NOTES DTD 12/16/2005 4.750% 01/18/2011	3134A4VJ0	10,000,000.00	UBS PW		100.99	10,099,190.00	(295,110.00)	66,370.10	0.22	0.11
FHLMC GLOBAL REFERENCE NOTES DTD 12/16/2005 4.750% 01/18/2011	3134A4VJ0	20,000,000.00	CITIGRP		100.99	20,198,380.00	(532,620.00)	137,278.00	0.22	0.11
FHLB GLOBAL BONDS DTD 08/03/2009 0.950% 02/03/2011	3133XUHG1	25,000,000.00	BARCLAYS		100.22	25,054,925.00	(92,825.00)	23,475.00	0.26	0.09
FFCB DESIGNATED BONDS DTD 03/06/2006 4.875% 02/18/2011	31331VSK3	12,500,000.00	1ST TENN		101.40	12,675,037.50	(403,636.25)	9,294.37	0.30	0.16
FFCB DESIGNATED BONDS DTD 03/06/2006 4.875% 02/18/2011	31331VSK3	12,500,000.00	UNION BK		101.40	12,675,037.50	(403,636.25)	9,294.37	0.30	0.16
FHLB TAP BONDS DTD 11/19/2009 0.375% 02/18/2011	3133XVU82	25,000,000.00	DAINRAUS		100.08	25,019,675.00	44,675.00	25,699.25	0.30	0.11
FFCB BONDS DTD 03/03/2008 3.000% 03/03/2011	31331YWG1	50,000,000.00	CITIGRP		100.98	50,489,400.00	(939,600.00)	265,213.00	0.34	0.11
FHLMC FLOATING MTN DTD 03/09/2009 0.362% 03/09/2011	3128X8RC8	10,000,000.00	MORGANST		100.05	10,004,890.00	(7,010.00)	4,890.00	0.36	0.22
FHLMC FLOATING MTN DTD 03/09/2009 0.362% 03/09/2011	3128X8RC8	10,000,000.00	UNION BK		100.05	10,004,890.00	(7,050.00)	4,890.00	0.36	0.22
FHLMC FLOATING MTN DTD 03/09/2009 0.362% 03/09/2011	3128X8RC8	10,000,000.00	OPPENHIE		100.05	10,004,890.00	(7,053.13)	4,890.00	0.36	0.22
FHLMC FLOATING MTN DTD 03/09/2009 0.362% 03/09/2011	3128X8RC8	25,000,000.00	MORGANST		100.05	25,012,225.00	7,725.00	12,225.00	0.36	0.22
FHLMC FLOATING MTN DTD 03/09/2009 0.362% 03/09/2011	3128X8RC8	25,000,000.00	MORGANST		100.05	25,012,225.00	7,225.00	12,225.00	0.36	0.22



**Managed Account Fair Market Value & Analytics**

For the Month Ending **October 31, 2010**

**SAN BERNARDINO COUNTY - 76990800**

<b>Security Type/Description Dated Date/Coupon/Maturity</b>	<b>CUSIP</b>	<b>Par</b>	<b>Broker</b>	<b>Next Call Date</b>	<b>Market Price</b>	<b>Market Value</b>	<b>Unreal G/L On Cost</b>	<b>Unreal G/L Amort Cost</b>	<b>Duration to Worst</b>	<b>YTM at Mkt</b>
<b>Federal Agency Bond / Note</b>										
FHLB TAP BONDS DTD 02/22/2008 3.250% 03/11/2011	3133XPWW0	25,000,000.00	MERRILL		101.13	25,283,325.00	210,825.00	271,587.50	0.36	0.11
FHLB TAP BONDS DTD 02/08/2008 2.875% 03/11/2011	3133XPNY6	25,000,000.00	JPMCHASE		100.98	25,244,900.00	(487,650.00)	36,036.25	0.36	0.16
FNMA GLOBAL BENCHMARK NOTES DTD 03/26/2001 5.500% 03/15/2011	31359MHK2	25,000,000.00	MERRILL		102.01	25,502,250.00	(1,008,400.00)	255,459.25	0.37	0.10
FNMA GLOBAL NOTES DTD 02/27/2009 1.750% 03/23/2011	31398AVO2	25,000,000.00	DEUTSCHE		100.65	25,161,625.00	(214,625.00)	45,699.00	0.40	0.11
FHLB GLOBAL BONDS DTD 09/10/2009 0.750% 03/25/2011	3133XUSX2	25,000,000.00	BARCLAYS		100.26	25,063,975.00	475.00	44,508.00	0.40	0.11
FFCB BONDS DTD 04/07/2004 3.750% 04/07/2011	31331TZN4	12,150,000.00	MIZUHO		101.57	12,340,159.65	(88,075.35)	148,801.05	0.44	0.13
FHLMC GLOBAL REFERENCE NOTES DTD 03/09/2006 5.125% 04/18/2011	3137EAAB5	12,000,000.00	GOLDMAN		102.30	12,275,496.00	(497,904.00)	155,182.20	0.47	0.17
FHLMC GLOBAL REFERENCE NOTES DTD 03/09/2006 5.125% 04/18/2011	3137EAAB5	25,000,000.00	CITIGRP		102.30	25,573,950.00	(1,038,550.00)	323,313.75	0.47	0.17
FHLMC GLOBAL REFERENCE NOTES DTD 03/09/2006 5.125% 04/18/2011	3137EAAB5	25,000,000.00	MERRILL		102.30	25,573,950.00	(456,050.00)	375,277.00	0.47	0.17
FFCB BONDS DTD 04/21/2008 2.625% 04/21/2011	31331YG46	25,000,000.00	CITIGRP		101.15	25,288,175.00	550,175.00	340,032.00	0.47	0.18
FFCB BONDS DTD 04/21/2008 2.625% 04/21/2011	31331YG46	50,000,000.00	BARCLAYS		101.15	50,576,350.00	1,639,850.00	784,523.00	0.47	0.18
FNMA GLOBAL BENCHMARK NOTES DTD 05/25/2001 6.000% 05/15/2011	31359MJH7	50,000,000.00	CITIGRP		103.11	51,552,700.00	(1,760,800.00)	813,169.50	0.52	0.23
FFCB FLOATING BONDS DTD 05/18/2009 0.346% 05/18/2011	31331GWG0	25,000,000.00	GOLDMAN		100.05	25,013,300.00	12,800.00	13,300.00	0.55	0.25
FHLB BONDS DTD 05/24/2010 0.580% 06/10/2011	3133XYNZ4	15,000,000.00	GOLDMAN		100.20	15,029,730.00	30,780.00	30,353.55	0.61	0.25
FHLB BONDS DTD 05/24/2010 0.580% 06/10/2011	3133XYNZ4	15,000,000.00	USBPJ		100.20	15,029,730.00	30,780.00	30,353.55	0.61	0.25





### Managed Account Fair Market Value & Analytics

For the Month Ending **October 31, 2010**

#### SAN BERNARDINO COUNTY - 76990800

Security Type/Description Dated Date/Coupon/Maturity	CUSIP	Par	Broker	Next Call Date	Market Price	Market Value	Unreal G/L On Cost	Unreal G/L Amort Cost	Duration to Worst	YTM at Mkt
<b>Federal Agency Bond / Note</b>										
FHLB TAP BONDS DTD 05/24/2005 4.250% 06/10/2011	3133XBYA7	25,000,000.00	BK AMER		102.32	25,578,925.00	420,675.00	543,780.75	0.60	0.43
FHLB GLOBAL BONDS DTD 05/27/2008 3.375% 06/24/2011	3133XRCW8	30,295,000.00	BARCLAYS		101.90	30,871,271.49	(349,240.76)	29,686.07	0.64	0.43
FHLB GLOBAL BONDS DTD 06/12/2009 1.625% 07/27/2011	3133XTXH4	11,100,000.00	JPMCHASE		100.99	11,209,357.20	(20,035.50)	26,120.19	0.73	0.29
FFCB BONDS DTD 06/25/2008 3.875% 08/25/2011	31331YZ86	25,000,000.00	BARCLAYS		102.94	25,734,650.00	216,650.00	578,985.75	0.81	0.27
FFCB BONDS DTD 06/25/2008 3.875% 08/25/2011	31331YZ86	50,000,000.00	BARCLAYS		102.94	51,469,300.00	575,300.00	1,200,546.50	0.81	0.27
FHLMC (FLOATING) MTN DTD 04/26/2010 0.256% 10/26/2011	3134G1BL7	20,800,000.00	MIZUHO		99.97	20,794,030.40	(1,809.60)	(1,809.60)	0.99	0.28
FFCB BONDS (FLOATING) DTD 11/02/2009 0.236% 11/02/2011	31331G2M0	25,000,000.00	MORGANST		99.98	24,994,925.00	(5,075.00)	(5,075.00)	1.00	0.26
FHLMC GLOBAL NOTES (CALLABLE) DTD 11/10/2009 1.200% 11/10/2011	3128X9K02	25,000,000.00	LOOP CAP	11/10/10	100.02	25,004,225.00	29,225.00	17,114.50	0.03	1.18
FHLMC GLOBAL NOTES (CALLABLE) DTD 11/10/2009 1.200% 11/10/2011	3128X9K02	25,000,000.00	MIZUHO	11/10/10	100.02	25,004,225.00	29,225.00	17,114.50	0.03	1.18
FFCB BONDS (CALLABLE) DTD 12/23/2009 1.050% 12/23/2011	31331G607	25,000,000.00	LOOP CAP	12/23/10	100.12	25,029,650.00	29,650.00	29,650.00	0.15	0.95
FFCB BONDS DTD 01/12/2010 1.100% 01/12/2012	31331JBL6	25,000,000.00	UBS AG		100.93	25,233,200.00	168,200.00	192,020.50	1.19	0.32
FHLMC GLOBAL NOTES (CALLABLE) DTD 01/25/2010 1.375% 01/25/2012	3128X9TM2	25,000,000.00	UBS AG	01/25/11	100.22	25,054,200.00	54,200.00	54,200.00	0.24	1.20
FHLB BONDS (CALLABLE) DTD 01/25/2010 1.125% 01/25/2012	3133XWPU7	25,000,000.00	LOOP CAP	01/25/11	100.19	25,046,675.00	49,175.00	48,222.75	0.24	0.97
FFCB BONDS (CALLABLE) DTD 02/09/2010 1.040% 02/09/2012	31331JDM2	25,000,000.00	DIRECT	02/09/11	100.22	25,055,250.00	62,750.00	60,037.75	0.27	0.86
FHLB BONDS DTD 12/24/2009 1.050% 02/24/2012	3133XWFP9	25,000,000.00	CSFB		100.94	25,236,200.00	381,950.00	325,785.50	1.30	0.33



**Managed Account Fair Market Value & Analytics**

For the Month Ending **October 31, 2010**

**SAN BERNARDINO COUNTY - 76990800**

<b>Security Type/Description</b>	<b>CUSIP</b>	<b>Par</b>	<b>Broker</b>	<b>Next Call Date</b>	<b>Market Price</b>	<b>Market Value</b>	<b>Unreal G/L On Cost</b>	<b>Unreal G/L Amort Cost</b>	<b>Duration to Worst</b>	<b>YTM at Mkt</b>
<b>Federal Agency Bond / Note</b>										
FHLB GLOBAL BONDS DTD 03/19/2010 1.125% 05/18/2012	3133XXPV3	25,000,000.00	UBS AG		101.19	25,296,250.00	260,500.00	268,760.00	1.53	0.36
FFCB NOTES (FLOAT) DTD 08/23/2010 0.315% 05/23/2012	31331JZB2	25,000,000.00	GOLDMAN		100.00	25,000,400.00	2,475.00	2,475.00	1.56	0.32
FNMA NOTES (CALLABLE) DTD 05/25/2010 1.300% 05/25/2012	31398AS37	25,000,000.00	CITIGRP	05/25/11	100.40	25,100,475.00	84,225.00	91,245.00	0.56	1.04
FNMA NOTES (CALLABLE) DTD 05/25/2010 1.300% 05/25/2012	31398AS37	25,000,000.00	CITIGRP	05/25/11	100.40	25,100,475.00	77,975.00	87,585.25	0.56	1.04
FHLMC GLOBAL NOTES DTD 05/21/2009 1.750% 06/15/2012	3137EACC1	25,000,000.00	CITIGRP		102.23	25,558,225.00	228,475.00	301,788.75	1.59	0.37
FHLMC NOTES (CALLABLE) DTD 07/26/2010 1.000% 07/26/2012	3134G1LT9	15,000,000.00	DEUTSCHE	01/26/11	100.13	15,019,395.00	19,395.00	19,395.00	0.24	0.92
FHLMC NOTES (CALLABLE) DTD 07/26/2010 1.000% 07/26/2012	3134G1LT9	15,000,000.00	JPMCHASE	01/26/11	100.13	15,019,395.00	19,395.00	19,395.00	0.24	0.92
FHLMC NOTES (CALLABLE) DTD 07/26/2010 1.000% 07/26/2012	3134G1LT9	20,000,000.00	BARCLAYS	01/26/11	100.13	20,025,860.00	25,860.00	25,860.00	0.24	0.92
FHLB BONDS (CALLABLE) DTD 02/03/2010 1.450% 08/03/2012	3133XWR76	25,000,000.00	GOLDMAN	02/03/11	100.31	25,076,675.00	81,675.00	80,204.25	0.26	1.27
FHLB GLOBAL BONDS DTD 07/23/2009 1.750% 08/22/2012	3133XUE41	50,000,000.00	CSFB		102.45	51,226,050.00	1,458,550.00	1,365,457.00	1.78	0.39
FHLMC NOTES (CALLABLE) DTD 09/17/2010 0.750% 09/17/2012	3134G1TBO	25,000,000.00	JPMCHASE	03/17/11	100.17	25,042,300.00	47,300.00	46,996.25	0.38	0.66
FHLMC GLOBAL REFERENCE NOTES DTD 08/06/2009 2.125% 09/21/2012	3137EACE7	25,000,000.00	BARCLAYS		103.23	25,807,950.00	414,950.00	535,567.75	1.85	0.41
FHLMC (FLOATING) NOTES DTD 10/12/2010 0.330% 10/12/2012	3134G1WN0	25,000,000.00	GILFORD		100.27	25,067,825.00	65,325.00	65,653.25	1.95	0.19
FHLB BONDS DTD 11/04/2009 1.750% 12/14/2012	3133XVNT4	25,000,000.00	BARCLAYS		102.66	25,664,375.00	448,125.00	512,324.00	2.07	0.49
FHLB BONDS DTD 11/04/2009 1.750% 12/14/2012	3133XVNT4	25,000,000.00	GILFORD		102.66	25,664,375.00	624,875.00	636,458.75	2.07	0.49



**Managed Account Fair Market Value & Analytics**

For the Month Ending **October 31, 2010**

**SAN BERNARDINO COUNTY - 76990800**

<b>Security Type/Description Dated Date/Coupon/Maturity</b>	<b>CUSIP</b>	<b>Par</b>	<b>Broker</b>	<b>Next Call Date</b>	<b>Market Price</b>	<b>Market Value</b>	<b>Unreal G/L On Cost</b>	<b>Unreal G/L Amort Cost</b>	<b>Duration to Worst</b>	<b>YTM at Mkt</b>
<b>Federal Agency Bond / Note</b>										
FHLMC GLOBAL NOTES (CALLABLE) DTD 12/17/2009 1.700% 12/17/2012	3128X9PN4	25,000,000.00	GOLDMAN	12/17/10	100.16	25,038,950.00	22,700.00	36,865.25	0.13	1.62
FHLMC GLOBAL NOTES (CALLABLE) DTD 12/17/2009 1.700% 12/17/2012	3128X9PN4	50,000,000.00	GOLDMAN	12/17/10	100.16	50,077,900.00	262,900.00	210,123.50	0.13	1.62
FFCB BONDS DTD 12/24/2009 1.625% 12/24/2012	31331JAB9	25,000,000.00	DIRECT		102.46	25,616,000.00	686,000.00	666,456.25	2.10	0.47
FNMA GLOBAL NOTES (CALLABLE) DTD 12/28/2009 1.750% 12/28/2012	31398AB76	25,000,000.00	DIRECT	12/28/10	100.20	25,050,975.00	160,975.00	130,723.00	0.16	1.65
FNMA GLOBAL NOTES (CALLABLE) DTD 12/28/2009 1.750% 12/28/2012	31398AB76	25,000,000.00	GOLDMAN	12/28/10	100.20	25,050,975.00	69,725.00	64,977.75	0.16	1.65
FFCB BONDS (CALLABLE) DTD 02/19/2010 1.670% 02/19/2013	31331JEK5	25,000,000.00	JPMCHASE	08/19/11	101.03	25,258,500.00	371,000.00	345,498.75	0.79	1.21
FFCB BONDS DTD 01/15/2010 1.750% 02/21/2013	31331JBV4	25,000,000.00	GILFORD		102.60	25,650,125.00	614,875.00	623,124.50	2.26	0.61
FNMA GLOBAL NOTES (CALLABLE) DTD 03/15/2010 1.800% 03/15/2013	31398AH70	50,000,000.00	JPMCHASE	03/15/11	100.46	50,229,750.00	304,750.00	289,386.00	0.37	1.60
FFCB BONDS DTD 04/15/2010 1.875% 04/15/2013	31331JKS1	25,000,000.00	JPMCHASE		103.23	25,806,850.00	688,750.00	709,281.00	2.40	0.55
FHLMC NOTES (CALLABLE) DTD 07/26/2010 1.400% 07/26/2013	3134G1ML5	10,000,000.00	CREDITAG	01/26/11	100.19	10,018,550.00	18,550.00	18,550.00	0.24	1.33
FHLMC NOTES (CALLABLE) DTD 07/26/2010 1.400% 07/26/2013	3134G1ML5	10,000,000.00	JPMCHASE	01/26/11	100.19	10,018,550.00	18,550.00	18,550.00	0.24	1.33
FHLMC NOTES (CALLABLE) DTD 07/26/2010 1.400% 07/26/2013	3134G1ML5	10,000,000.00	UBS PW	01/26/11	100.19	10,018,550.00	18,550.00	18,550.00	0.24	1.33
FNMA NOTES (CALLABLE) DTD 07/29/2010 1.250% 07/29/2013	31398AZ47	3,175,000.00	UBS AG	07/29/11	100.46	3,189,474.83	14,474.83	14,474.83	0.74	1.08
FNMA NOTES (CALLABLE) DTD 07/29/2010 1.250% 07/29/2013	31398AZ47	25,000,000.00	UBS AG	07/29/11	100.46	25,113,975.00	129,225.00	127,946.50	0.74	1.08
FNMA NOTES (CALLABLE) DTD 07/29/2010 1.250% 07/29/2013	31398AZ47	50,000,000.00	BARCLAYS	07/29/11	100.46	50,227,950.00	258,450.00	255,893.00	0.74	1.08



### Managed Account Fair Market Value & Analytics

For the Month Ending **October 31, 2010**

#### SAN BERNARDINO COUNTY - 76990800

Security Type/Description Dated Date/Coupon/Maturity	CUSIP	Par	Broker	Next Call Date	Market Price	Market Value	Unreal G/L On Cost	Unreal G/L Amort Cost	Duration to Worst	YTM at Mkt
<b>Federal Agency Bond / Note</b>										
FNMA NOTES (CALLABLE) DTD 08/16/2010 1.350% 08/16/2013	31398A2H4	20,895,000.00	UBS AG	02/16/11	100.21	20,939,360.09	44,360.09	44,360.09	0.29	1.27
FNMA NOTES (CALLABLE) DTD 08/27/2010 1.000% 08/27/2013	3136FPCR6	10,390,000.00	LOOP CAP	08/27/12	100.62	10,454,116.69	68,272.69	68,029.46	1.80	0.78
FNMA NOTES (CALLABLE) DTD 08/27/2010 1.000% 08/27/2013	3136FPCR6	39,610,000.00	RBC CAP	08/27/12	100.62	39,854,433.31	256,316.31	255,621.15	1.80	0.78
FHLMC NOTES (CALLABLE) DTD 09/03/2010 1.150% 09/03/2013	3134G1SB1	25,000,000.00	OPPENHIE	03/03/11	100.19	25,046,625.00	46,625.00	46,625.00	0.34	1.08
FHLB NOTES TAP ISSUE DTD 08/09/2010 1.000% 09/13/2013	313370LB2	25,000,000.00	USBPJ		101.19	25,298,025.00	102,775.00	103,519.25	2.82	0.58
FNMA NOTES (CALLABLE) DTD 09/17/2010 1.125% 09/17/2013	31398A3L4	1,980,000.00	CITIGRP	03/17/11	100.22	1,984,342.14	4,441.14	4,437.44	0.38	1.05
FNMA NOTES (CALLABLE) DTD 09/17/2010 1.125% 09/17/2013	31398A3L4	12,500,000.00	JPMCHASE	03/17/11	100.22	12,527,412.50	27,662.50	27,652.50	0.38	1.05
FNMA NOTES (CALLABLE) DTD 09/17/2010 1.125% 09/17/2013	31398A3L4	12,500,000.00	JPMCHASE	03/17/11	100.22	12,527,412.50	27,662.50	27,652.50	0.38	1.05
FNMA NOTES DTD 08/02/2010 1.125% 09/30/2013	31398A2M3	25,000,000.00	BARCLAYS		101.41	25,352,475.00	311,225.00	313,129.00	2.87	0.64
FNMA NOTES (CALLABLE) DTD 09/30/2010 1.250% 09/30/2013	31398A4D1	25,000,000.00	CITIGRP	03/30/11	100.26	25,064,775.00	46,150.00	49,357.75	0.42	1.16
FNMA NOTES (CALLABLE) DTD 10/08/2010 1.125% 10/08/2013	31398A4H2	25,000,000.00	DEUTSCHE	04/08/11	100.20	25,049,200.00	49,200.00	49,200.00	0.44	1.06
FNMA NOTES (CALLABLE) DTD 10/18/2010 1.000% 10/18/2013	31398A4Q2	5,000,000.00	GILFORD	10/18/11	100.31	5,015,485.00	15,485.00	15,485.00	0.96	0.89
FNMA NOTES (CALLABLE) DTD 10/18/2010 1.000% 10/18/2013	31398A4Q2	5,000,000.00	LOOP CAP	10/18/11	100.31	5,015,485.00	15,485.00	15,485.00	0.96	0.89
FNMA NOTES (CALLABLE) DTD 10/18/2010 1.000% 10/18/2013	31398A4Q2	5,000,000.00	OPPENHIE	10/18/11	100.31	5,015,485.00	15,485.00	15,485.00	0.96	0.89
FNMA NOTES (CALLABLE) DTD 10/18/2010 1.000% 10/18/2013	31398A4Q2	5,000,000.00	USBPJ	10/18/11	100.31	5,015,485.00	15,485.00	15,485.00	0.96	0.89



**Managed Account Fair Market Value & Analytics**

For the Month Ending **October 31, 2010**

**SAN BERNARDINO COUNTY - 76990800**

<b>Security Type/Description</b>	<b>CUSIP</b>	<b>Par</b>	<b>Broker</b>	<b>Next Call Date</b>	<b>Market Price</b>	<b>Market Value</b>	<b>Unreal G/L On Cost</b>	<b>Unreal G/L Amort Cost</b>	<b>Duration to Worst</b>	<b>YTM at Mkt</b>
<b>Federal Agency Bond / Note</b>										
FNMA STEP-RATE NOTES (CALLABLE) DTD 10/18/2010 0.625% 10/18/2013	3136FPNT0	25,000,000.00	CSFB	10/18/11	100.02	25,006,150.00	13,650.00	9,819.00	0.96	1.04
FHLMC NOTES DTD 08/20/2010 0.875% 10/28/2013	3137EACL1	25,000,000.00	CSFB		100.67	25,166,550.00	262,874.25	257,981.75	2.95	0.65
<b>Security Type Sub-Total</b>		<b>2,246,780,000.00</b>				<b>2,267,311,376.67</b>	<b>1,231,686.35</b>	<b>16,664,238.33</b>	<b>0.74</b>	<b>0.63</b>
<b>Commercial Paper</b>										
GENERAL ELEC CAP SVCS COMM PAPER -- 0.000% 11/01/2010	36959SL19	25,000,000.00	GECS		100.00	24,999,625.00	10,625.00	(375.00)	0.00	0.54
GENERAL ELEC CAP SVCS COMM PAPER -- 0.000% 11/01/2010	36959SL19	50,000,000.00	GECS		100.00	49,999,250.00	21,250.00	(750.00)	0.00	0.54
SOCIETE GENERALE N AMER COMM PAPER -- 0.000% 11/01/2010	83365SL19	50,000,000.00	SOC GEN		100.00	49,999,150.00	108.33	(850.00)	0.00	0.61
CREDIT AGRICOLE NA COMM PAPER -- 0.000% 11/01/2010	22532CL10	50,000,000.00	CREDITAG		100.00	49,999,250.00	166.67	(750.00)	0.00	0.54
CREDIT AGRICOLE NA COMM PAPER -- 0.000% 11/01/2010	22532CL10	50,000,000.00	CREDITAG		100.00	49,999,250.00	166.67	(750.00)	0.00	0.54
SOCIETE GENERALE N AMER COMM PAPER -- 0.000% 11/01/2010	83365SL19	50,000,000.00	SOC GEN		100.00	49,999,150.00	25.00	(850.00)	0.00	0.61
BNP PARIBAS FINANCE INC COMM PAPER -- 0.000% 11/01/2010	0556N1L19	50,000,000.00	BNP DIR		100.00	49,999,250.00	83.33	(750.00)	0.00	0.54
BNP PARIBAS FINANCE INC COMM PAPER -- 0.000% 11/01/2010	0556N1L19	50,000,000.00	DIRECT		100.00	49,999,250.00	83.33	(750.00)	0.00	0.54
RABOBANK USA FIN CORP COMM PAPER -- 0.000% 11/01/2010	74977LL13	50,000,000.00	RABOBANK		100.00	49,999,350.00	141.67	(650.00)	0.00	0.47
RABOBANK USA FIN CORP COMM PAPER -- 0.000% 11/01/2010	74977LL13	50,000,000.00	RABOBANK		100.00	49,999,350.00	141.67	(650.00)	0.00	0.47



**Managed Account Fair Market Value & Analytics**

For the Month Ending **October 31, 2010**

**SAN BERNARDINO COUNTY - 76990800**

<b>Security Type/Description</b>	<b>Dated Date/Coupon/Maturity</b>	<b>CUSIP</b>	<b>Par</b>	<b>Broker</b>	<b>Next Call Date</b>	<b>Market Price</b>	<b>Market Value</b>	<b>Unreal G/L On Cost</b>	<b>Unreal G/L Amort Cost</b>	<b>Duration to Worst</b>	<b>YTM at Mkt</b>
<b>Commercial Paper</b>											
NORDEA NORTH AMERICA INC COMM PAPER	-- 0.000% 12/01/2010	6555P1M12	24,900,000.00	BK AMER		99.98	24,894,746.10	4,775.27	(66.48)	0.08	0.25
GENERAL ELEC CAP SVCS COMM PAPER	-- 0.000% 12/01/2010	36959SM18	25,000,000.00	GECS		99.98	24,995,550.00	5,931.94	341.75	0.08	0.21
GENERAL ELEC CAP SVCS COMM PAPER	-- 0.000% 12/01/2010	36959SM18	50,000,000.00	GECS		99.98	49,991,100.00	11,863.89	683.50	0.08	0.21
<b>Security Type Sub-Total</b>			<b>574,900,000.00</b>				<b>574,874,271.10</b>	<b>55,362.77</b>	<b>(6,166.23)</b>	<b>0.02</b>	<b>0.48</b>
<b>Certificate of Deposit</b>											
TORONTO DOMINION BANK NY CERT DEPOS	DTD 08/31/2010 0.210% 11/01/2010	89112YJW4	25,000,000.00	TOR DOM		100.00	24,999,972.25	(27.75)	(27.75)	0.00	0.25
CREDIT AGRICOLE CIB NY CERT DEPOS	DTD 10/29/2010 0.220% 11/01/2010	22532YVE3	40,000,000.00	CREDITAG		100.00	39,999,966.80	(33.20)	(33.20)	0.00	0.25
CREDIT AGRICOLE CIB NY CERT DEPOS	DTD 10/29/2010 0.220% 11/01/2010	22532YVE3	50,000,000.00	CREDITAG		100.00	49,999,958.50	(41.50)	(41.50)	0.00	0.25
BNP PARIBAS SF CERT DEPOS	DTD 10/26/2010 0.210% 11/02/2010	05566O5D5	10,000,000.00	BNP DIR		100.00	9,999,977.80	(22.20)	(22.20)	0.01	0.25
TORONTO DOMINION BANK NY CERT DEPOS	DTD 08/31/2010 0.210% 11/02/2010	89112YJX2	25,000,000.00	TOR DOM		100.00	24,999,944.25	(55.75)	(55.75)	0.01	0.25
BNP PARIBAS SF CERT DEPOS	DTD 09/23/2010 0.250% 11/03/2010	05566O4J3	20,000,000.00	BNP DIR		100.00	19,999,999.80	(0.20)	(0.20)	0.01	0.25
NORDEA BANK FINLAND NY CERT DEPOS	DTD 09/16/2010 0.220% 11/03/2010	65557VAJ0	25,000,000.00	NORDEA		100.00	24,999,937.25	(62.75)	(62.75)	0.01	0.25
NORDEA BANK FINLAND NY CERT DEPOS	DTD 10/25/2010 0.210% 11/05/2010	65557VCY5	25,000,000.00	NORDEA		100.00	24,999,861.00	(139.00)	(139.00)	0.01	0.25
RABOBANK NEDERLAND NV NY CERT DEPOS	DTD 05/19/2010 0.540% 11/12/2010	74977MFL4	25,000,000.00	RABOBANK		100.01	25,002,412.50	2,412.50	2,412.50	0.03	0.25



**Managed Account Fair Market Value & Analytics**

For the Month Ending **October 31, 2010**

**SAN BERNARDINO COUNTY - 76990800**

<b>Security Type/Description</b>	<b>CUSIP</b>	<b>Par</b>	<b>Broker</b>	<b>Next Call Date</b>	<b>Market Price</b>	<b>Market Value</b>	<b>Unreal G/L On Cost</b>	<b>Unreal G/L Amort Cost</b>	<b>Duration to Worst</b>	<b>YTM at Mkt</b>
<b>Certificate of Deposit</b>										
BNP PARIBAS SF CERT DEPOS DTD 10/22/2010 0.240% 11/19/2010	0556605A1	10,000,000.00	BNP DIR		100.00	9,999,947.20	(52.80)	(52.80)	0.05	0.25
BNP PARIBAS SF CERT DEPOS DTD 10/25/2010 0.240% 11/19/2010	0556605B9	25,000,000.00	BNP DIR		100.00	24,999,868.00	(132.00)	(132.00)	0.05	0.25
NORDEA BANK FINLAND NY CERT DEPOS DTD 09/23/2010 0.240% 11/24/2010	65557VAZ4	50,000,000.00	NORDEA		100.00	49,999,664.50	(335.50)	(335.50)	0.07	0.25
TORONTO DOMINION BANK NY CERT DEPOS DTD 06/10/2010 0.590% 12/06/2010	89112YEP4	25,000,000.00	TOR DOM		100.03	25,008,330.00	8,330.00	8,330.00	0.10	0.26
SVENSKA HANDELSBANKEN NY CERT DEPOS DTD 09/28/2010 0.250% 12/21/2010	86959BHP3	25,000,000.00	RBC CAP		100.00	24,999,250.25	(749.75)	(749.75)	0.14	0.27
SVENSKA HANDELSBANKEN NY CERT DEPOS DTD 09/23/2010 0.260% 12/23/2010	86959BHE8	25,000,000.00	RBC CAP		100.00	24,999,514.50	(1,117.05)	(846.50)	0.14	0.27
SVENSKA HANDELSBANKEN NY CERT DEPOS DTD 09/23/2010 0.260% 12/23/2010	86959BHE8	25,000,000.00	RBC CAP		100.00	24,999,514.50	(1,088.87)	(846.25)	0.14	0.27
RABOBANK NEDERLAND NV NY CERT DEPOS DTD 09/24/2010 0.250% 12/31/2010	74977JJY9	25,000,000.00	RABOBANK		99.99	24,998,696.00	(1,304.00)	(1,304.00)	0.17	0.28
<b>Security Type Sub-Total</b>		<b>455,000,000.00</b>				<b>455,006,815.10</b>	<b>5,580.18</b>	<b>6,093.35</b>	<b>0.05</b>	<b>0.26</b>
<b>Managed Account Sub-Total</b>		<b>3,966,780,000.00</b>				<b>3,991,810,535.27</b>	<b>246,108.50</b>	<b>19,141,474.32</b>	<b>0.52</b>	<b>0.50</b>
<b>Securities Sub-Total</b>		<b>\$3,966,780,000.00</b>				<b>\$3,991,810,535.27</b>	<b>\$246,108.50</b>	<b>\$19,141,474.32</b>	<b>0.52</b>	<b>0.50%</b>
<b>Accrued Interest</b>						<b>\$13,153,896.35</b>				
<b>Total Investments</b>						<b>\$4,004,964,431.62</b>				



**Managed Account Security Transactions & Interest**

For the Month Ending **October 31, 2010**

**SAN BERNARDINO COUNTY - 76990800**

Transaction Type		Security Description	CUSIP	Par	Principal Proceeds	Accrued Interest	Total	Realized G/L Cost	Realized G/L Amort Cost	Sale Method
Trade	Settle									
<b>BUY</b>										
09/23/10	10/08/10	FNMA NOTES (CALLABLE) DTD 10/08/2010 1.125% 10/08/2013	31398A4H2	25,000,000.00	(25,000,000.00)	0.00	(25,000,000.00)			
09/28/10	10/18/10	FNMA NOTES (CALLABLE) DTD 10/18/2010 1.000% 10/18/2013	31398A4Q2	5,000,000.00	(5,000,000.00)	0.00	(5,000,000.00)			
09/28/10	10/18/10	FNMA NOTES (CALLABLE) DTD 10/18/2010 1.000% 10/18/2013	31398A4Q2	5,000,000.00	(5,000,000.00)	0.00	(5,000,000.00)			
09/28/10	10/18/10	FNMA NOTES (CALLABLE) DTD 10/18/2010 1.000% 10/18/2013	31398A4Q2	5,000,000.00	(5,000,000.00)	0.00	(5,000,000.00)			
09/28/10	10/18/10	FNMA NOTES (CALLABLE) DTD 10/18/2010 1.000% 10/18/2013	31398A4Q2	5,000,000.00	(5,000,000.00)	0.00	(5,000,000.00)			
10/01/10	10/01/10	RABOBANK USA FIN CORP COMM PAPER -- 0.000% 10/04/2010	74977LK48	50,000,000.00	(49,999,166.67)	0.00	(49,999,166.67)			
10/01/10	10/01/10	RABOBANK USA FIN CORP COMM PAPER -- 0.000% 10/04/2010	74977LK48	40,000,000.00	(39,999,333.33)	0.00	(39,999,333.33)			
10/01/10	10/01/10	BNP PARIBAS FINANCE INC COMM PAPER -- 0.000% 10/04/2010	0556N1K44	11,000,000.00	(10,999,798.33)	0.00	(10,999,798.33)			
10/01/10	10/01/10	CREDIT AGRI NORTH AMERIC COMM PAPER -- 0.000% 10/04/2010	22532CK45	50,000,000.00	(49,999,000.00)	0.00	(49,999,000.00)			
10/01/10	10/01/10	CREDIT AGRI NORTH AMERIC COMM PAPER -- 0.000% 10/04/2010	22532CK45	50,000,000.00	(49,999,000.00)	0.00	(49,999,000.00)			
10/01/10	10/01/10	SOCIETE GENERALE N AMER COMM PAPER -- 0.000% 10/04/2010	83365SK44	50,000,000.00	(49,999,125.00)	0.00	(49,999,125.00)			





**Managed Account Security Transactions & Interest**

For the Month Ending **October 31, 2010**

**SAN BERNARDINO COUNTY - 76990800**

Transaction Type		Security Description	CUSIP	Par	Principal Proceeds	Accrued Interest	Total	Realized G/L Cost	Realized G/L Amort Cost	Sale Method
Trade	Settle									
<b>BUY</b>										
10/01/10	10/01/10	SOCIETE GENERALE N AMER COMM PAPER -- 0.000% 10/04/2010	83365SK44	50,000,000.00	(49,999,125.00)	0.00	(49,999,125.00)			
10/04/10	10/04/10	RABOBANK USA FIN CORP COMM PAPER -- 0.000% 10/05/2010	74977LK55	40,000,000.00	(39,999,788.89)	0.00	(39,999,788.89)			
10/04/10	10/04/10	NORDEA NORTH AMERICA INC COMM PAPER -- 0.000% 12/01/2010	6555P1M12	24,900,000.00	(24,889,970.83)	0.00	(24,889,970.83)			
10/04/10	10/04/10	BNP PARIBAS SF CERT DEPOS DTD 10/04/2010 0.230% 10/18/2010	05566O4R5	30,000,000.00	(30,000,000.00)	0.00	(30,000,000.00)			
10/04/10	10/04/10	SOCIETE GENERALE N AMER COMM PAPER -- 0.000% 10/05/2010	83365SK51	50,000,000.00	(49,999,694.44)	0.00	(49,999,694.44)			
10/04/10	10/04/10	SOCIETE GENERALE N AMER COMM PAPER -- 0.000% 10/05/2010	83365SK51	50,000,000.00	(49,999,694.44)	0.00	(49,999,694.44)			
10/04/10	10/04/10	BNP PARIBAS FINANCE INC COMM PAPER -- 0.000% 10/05/2010	0556N1K51	50,000,000.00	(49,999,722.22)	0.00	(49,999,722.22)			
10/04/10	10/04/10	BNP PARIBAS FINANCE INC COMM PAPER -- 0.000% 10/05/2010	0556N1K51	50,000,000.00	(49,999,722.22)	0.00	(49,999,722.22)			
10/04/10	10/04/10	CREDIT AGRICOLE NA COMM PAPER -- 0.000% 10/05/2010	22532CK52	50,000,000.00	(49,999,680.56)	0.00	(49,999,680.56)			
10/04/10	10/04/10	CREDIT AGRICOLE NA COMM PAPER -- 0.000% 10/05/2010	22532CK52	50,000,000.00	(49,999,680.56)	0.00	(49,999,680.56)			
10/05/10	10/05/10	SOCIETE GENERALE NA COMM PAPER -- 0.000% 10/06/2010	83365SK69	50,000,000.00	(49,999,694.44)	0.00	(49,999,694.44)			



**Managed Account Security Transactions & Interest**

For the Month Ending **October 31, 2010**

**SAN BERNARDINO COUNTY - 76990800**

Transaction Type	Trade	Settle	Security Description	CUSIP	Par	Principal Proceeds	Accrued Interest	Total	Realized G/L Cost	Realized G/L Amort Cost	Sale Method
<b>BUY</b>											
	10/05/10	10/05/10	SOCIETE GENERALE NA COMM PAPER -- 0.000% 10/06/2010	83365SK69	50,000,000.00	(49,999,694.44)	0.00	(49,999,694.44)			
	10/05/10	10/05/10	CREDIT AGRICOLE NA COMM PAPER -- 0.000% 10/06/2010	22532CK60	50,000,000.00	(49,999,694.44)	0.00	(49,999,694.44)			
	10/05/10	10/05/10	CREDIT AGRICOLE NA COMM PAPER -- 0.000% 10/06/2010	22532CK60	50,000,000.00	(49,999,694.44)	0.00	(49,999,694.44)			
	10/05/10	10/05/10	BNP PARIBAS FINANCE INC COMM PAPER -- 0.000% 10/06/2010	0556N1K69	50,000,000.00	(49,999,708.33)	0.00	(49,999,708.33)			
	10/05/10	10/05/10	BNP PARIBAS FINANCE INC COMM PAPER -- 0.000% 10/06/2010	0556N1K69	50,000,000.00	(49,999,708.33)	0.00	(49,999,708.33)			
	10/05/10	10/05/10	RABOBANK USA FIN CORP COMM PAPER -- 0.000% 10/06/2010	74977LK63	45,000,000.00	(44,999,762.50)	0.00	(44,999,762.50)			
	10/05/10	10/06/10	FFCB NOTES (FLOAT) DTD 08/23/2010 0.315% 05/23/2012	31331JZB2	25,000,000.00	(24,997,925.00)	(9,687.50)	(25,007,612.50)			
	10/06/10	10/06/10	SOCIETE GENERALE NA COMM PAPER -- 0.000% 10/07/2010	83365SK77	50,000,000.00	(49,999,708.33)	0.00	(49,999,708.33)			
	10/06/10	10/06/10	SOCIETE GENERALE NA COMM PAPER -- 0.000% 10/07/2010	83365SK77	50,000,000.00	(49,999,708.33)	0.00	(49,999,708.33)			
	10/06/10	10/06/10	BNP PARIBAS FINANCE INC COMM PAPER -- 0.000% 10/07/2010	0556N1K77	50,000,000.00	(49,999,708.33)	0.00	(49,999,708.33)			
	10/06/10	10/06/10	BNP PARIBAS FINANCE INC COMM PAPER -- 0.000% 10/07/2010	0556N1K77	50,000,000.00	(49,999,708.33)	0.00	(49,999,708.33)			
	10/06/10	10/06/10	RABOBANK USA FIN CORP COMM PAPER -- 0.000% 10/07/2010	74977LK71	20,000,000.00	(19,999,894.44)	0.00	(19,999,894.44)			



**Managed Account Security Transactions & Interest**

For the Month Ending **October 31, 2010**

**SAN BERNARDINO COUNTY - 76990800**

Transaction Type	Trade	Settle	Security Description	CUSIP	Par	Principal Proceeds	Accrued Interest	Total	Realized G/L Cost	Realized G/L Amort Cost	Sale Method
<b>BUY</b>											
	10/06/10	10/06/10	CREDIT AGRICOLE NA COMM PAPER -- 0.000% 10/07/2010	22532CK78	50,000,000.00	(49,999,694.44)	0.00	(49,999,694.44)			
	10/06/10	10/06/10	CREDIT AGRICOLE NA COMM PAPER -- 0.000% 10/07/2010	22532CK78	50,000,000.00	(49,999,694.44)	0.00	(49,999,694.44)			
	10/07/10	10/07/10	RABOBANK USA FIN CORP COMM PAPER -- 0.000% 10/08/2010	74977LK89	20,000,000.00	(19,999,894.44)	0.00	(19,999,894.44)			
	10/07/10	10/07/10	CREDIT AGRICOLE NA COMM PAPER -- 0.000% 10/08/2010	22532CK86	50,000,000.00	(49,999,680.56)	0.00	(49,999,680.56)			
	10/07/10	10/07/10	CREDIT AGRICOLE NA COMM PAPER -- 0.000% 10/08/2010	22532CK86	50,000,000.00	(49,999,680.56)	0.00	(49,999,680.56)			
	10/07/10	10/07/10	BNP PARIBAS FINANCE INC COMM PAPER -- 0.000% 10/08/2010	0556N1K85	50,000,000.00	(49,999,708.33)	0.00	(49,999,708.33)			
	10/07/10	10/07/10	BNP PARIBAS FINANCE INC COMM PAPER -- 0.000% 10/08/2010	0556N1K85	50,000,000.00	(49,999,708.33)	0.00	(49,999,708.33)			
	10/07/10	10/07/10	SOCIETE GENERALE N AMER COMM PAPER -- 0.000% 10/08/2010	83365SK85	50,000,000.00	(49,999,708.33)	0.00	(49,999,708.33)			
	10/07/10	10/07/10	SOCIETE GENERALE N AMER COMM PAPER -- 0.000% 10/08/2010	83365SK85	50,000,000.00	(49,999,708.33)	0.00	(49,999,708.33)			
	10/08/10	10/08/10	BNP PARIBAS FINANCE INC COMM PAPER -- 0.000% 10/12/2010	0556N1KC6	35,000,000.00	(34,999,222.22)	0.00	(34,999,222.22)			
	10/08/10	10/08/10	BNP PARIBAS FINANCE INC COMM PAPER -- 0.000% 10/12/2010	0556N1KC6	50,000,000.00	(49,998,888.89)	0.00	(49,998,888.89)			



**Managed Account Security Transactions & Interest**

For the Month Ending **October 31, 2010**

**SAN BERNARDINO COUNTY - 76990800**

Transaction Type	Trade	Settle	Security Description	CUSIP	Par	Principal Proceeds	Accrued Interest	Total	Realized G/L Cost	Realized G/L Amort Cost	Sale Method
<b>BUY</b>											
	10/08/10	10/08/10	SOCIETE GENERALE N AMER COMM PAPER -- 0.000% 10/12/2010	83365SKC6	50,000,000.00	(49,998,833.33)	0.00	(49,998,833.33)			
	10/08/10	10/08/10	SOCIETE GENERALE N AMER COMM PAPER -- 0.000% 10/12/2010	83365SKC6	50,000,000.00	(49,998,833.33)	0.00	(49,998,833.33)			
	10/08/10	10/08/10	RABOBANK USA FIN CORP COMM PAPER -- 0.000% 10/12/2010	74977LKC0	35,000,000.00	(34,999,300.00)	0.00	(34,999,300.00)			
	10/08/10	10/08/10	CREDIT AGRI NORTH AMERIC COMM PAPER -- 0.000% 10/12/2010	22532CKC7	50,000,000.00	(49,998,777.78)	0.00	(49,998,777.78)			
	10/08/10	10/08/10	CREDIT AGRI NORTH AMERIC COMM PAPER -- 0.000% 10/12/2010	22532CKC7	50,000,000.00	(49,998,777.78)	0.00	(49,998,777.78)			
	10/08/10	10/18/10	FNMA STEP-RATE NOTES (CALLABLE) DTD 10/18/2010 0.625% 10/18/2013	3136FPNT0	25,000,000.00	(24,992,500.00)	0.00	(24,992,500.00)			
	10/12/10	10/12/10	BNP PARIBAS FINANCE INC COMM PAPER -- 0.000% 10/13/2010	0556N1KD4	50,000,000.00	(49,999,722.22)	0.00	(49,999,722.22)			
	10/12/10	10/12/10	BNP PARIBAS FINANCE INC COMM PAPER -- 0.000% 10/13/2010	0556N1KD4	35,000,000.00	(34,999,805.56)	0.00	(34,999,805.56)			
	10/12/10	10/12/10	RABOBANK USA FIN CORP COMM PAPER -- 0.000% 10/13/2010	74977LKD8	10,000,000.00	(9,999,950.00)	0.00	(9,999,950.00)			
	10/12/10	10/12/10	SOCIETE GENERALE NA COMM PAPER -- 0.000% 10/13/2010	83365SKD4	50,000,000.00	(49,999,694.44)	0.00	(49,999,694.44)			
	10/12/10	10/12/10	SOCIETE GENERALE NA COMM PAPER -- 0.000% 10/13/2010	83365SKD4	50,000,000.00	(49,999,694.44)	0.00	(49,999,694.44)			



**Managed Account Security Transactions & Interest**

For the Month Ending **October 31, 2010**

**SAN BERNARDINO COUNTY - 76990800**

Transaction Type	Trade	Settle	Security Description	CUSIP	Par	Principal Proceeds	Accrued Interest	Total	Realized G/L Cost	Realized G/L Amort Cost	Sale Method
<b>BUY</b>											
	10/12/10	10/12/10	CREDIT AGRICOLE NA COMM PAPER -- 0.000% 10/13/2010	22532CKD5	50,000,000.00	(49,999,694.44)	0.00	(49,999,694.44)			
	10/12/10	10/12/10	CREDIT AGRICOLE NA COMM PAPER -- 0.000% 10/13/2010	22532CKD5	50,000,000.00	(49,999,694.44)	0.00	(49,999,694.44)			
	10/13/10	10/13/10	SOCIETE GENERALE NA COMM PAPER -- 0.000% 10/14/2010	83365SKE2	50,000,000.00	(49,999,694.44)	0.00	(49,999,694.44)			
	10/13/10	10/13/10	SOCIETE GENERALE NA COMM PAPER -- 0.000% 10/14/2010	83365SKE2	50,000,000.00	(49,999,694.44)	0.00	(49,999,694.44)			
	10/13/10	10/13/10	BNP PARIBAS FINANCE INC COMM PAPER -- 0.000% 10/14/2010	0556N1KE2	50,000,000.00	(49,999,722.22)	0.00	(49,999,722.22)			
	10/13/10	10/13/10	BNP PARIBAS FINANCE INC COMM PAPER -- 0.000% 10/14/2010	0556N1KE2	30,000,000.00	(29,999,833.33)	0.00	(29,999,833.33)			
	10/13/10	10/13/10	CREDIT AGRICOLE NA COMM PAPER -- 0.000% 10/14/2010	22532CKE3	50,000,000.00	(49,999,694.44)	0.00	(49,999,694.44)			
	10/13/10	10/13/10	CREDIT AGRICOLE NA COMM PAPER -- 0.000% 10/14/2010	22532CKE3	50,000,000.00	(49,999,694.44)	0.00	(49,999,694.44)			
	10/13/10	10/13/10	RABOBANK USA FIN CORP COMM PAPER -- 0.000% 10/14/2010	74977LKE6	20,000,000.00	(19,999,900.00)	0.00	(19,999,900.00)			
	10/13/10	10/14/10	FHLMC (FLOATING) NOTES DTD 10/12/2010 0.330% 10/12/2012	3134G1WN0	25,000,000.00	(25,002,500.00)	(444.45)	(25,002,944.45)			
	10/14/10	10/14/10	GOLDMAN SACHS GROUP INC REPO AGRMT DTD 10/14/2010 0.210% 10/15/2010	RE0813759	100,000,000.00	(100,000,000.00)	0.00	(100,000,000.00)			
	10/14/10	10/14/10	CREDIT AGRICOLE NA COMM PAPER -- 0.000% 10/15/2010	22532CKF0	50,000,000.00	(49,999,694.44)	0.00	(49,999,694.44)			
	10/14/10	10/14/10	SOCIETE GENERALE NA COMM PAPER -- 0.000% 10/15/2010	83365SKF9	50,000,000.00	(49,999,694.44)	0.00	(49,999,694.44)			



**Managed Account Security Transactions & Interest**

For the Month Ending **October 31, 2010**

**SAN BERNARDINO COUNTY - 76990800**

Transaction Type	Trade	Settle	Security Description	CUSIP	Par	Principal Proceeds	Accrued Interest	Total	Realized G/L Cost	Realized G/L Amort Cost	Sale Method
<b>BUY</b>											
	10/14/10	10/14/10	SOCIETE GENERALE NA COMM PAPER -- 0.000% 10/15/2010	83365SKF9	50,000,000.00	(49,999,694.44)	0.00	(49,999,694.44)			
	10/14/10	10/14/10	CREDIT AGRICOLE NA COMM PAPER -- 0.000% 10/15/2010	22532CKF0	50,000,000.00	(49,999,694.44)	0.00	(49,999,694.44)			
	10/15/10	10/15/10	SOCIETE GENERALE NA COMM PAPER -- 0.000% 10/18/2010	83365SKJ1	40,000,000.00	(39,999,266.67)	0.00	(39,999,266.67)			
	10/15/10	10/15/10	GOLDMAN SACHS GROUP INC REPO AGRMT DTD 10/15/2010 0.240% 10/18/2010	RE0813767	175,000,000.00	(175,000,000.00)	0.00	(175,000,000.00)			
	10/15/10	10/15/10	BNP PARIBAS FINANCE INC COMM PAPER -- 0.000% 10/18/2010	0556N1KJ1	10,000,000.00	(9,999,833.33)	0.00	(9,999,833.33)			
	10/15/10	10/15/10	CREDIT AGRICOLE NA COMM PAPER -- 0.000% 10/18/2010	22532CKJ2	50,000,000.00	(49,999,000.00)	0.00	(49,999,000.00)			
	10/15/10	10/15/10	CREDIT AGRICOLE NA COMM PAPER -- 0.000% 10/18/2010	22532CKJ2	50,000,000.00	(49,999,000.00)	0.00	(49,999,000.00)			
	10/18/10	10/18/10	CREDIT AGRI NORTH AMERIC COMM PAPER -- 0.000% 10/19/2010	22532CKK9	50,000,000.00	(49,999,680.56)	0.00	(49,999,680.56)			
	10/18/10	10/18/10	GOLDMAN SACHS GROUP INC REPO AGRMT DTD 10/18/2010 0.230% 10/19/2010	RE0813825	180,000,000.00	(180,000,000.00)	0.00	(180,000,000.00)			
	10/18/10	10/18/10	CREDIT AGRI NORTH AMERIC COMM PAPER -- 0.000% 10/19/2010	22532CKK9	50,000,000.00	(49,999,680.56)	0.00	(49,999,680.56)			
	10/18/10	10/18/10	SOCIETE GENERALE NA COMM PAPER -- 0.000% 10/19/2010	83365SKK8	31,000,000.00	(30,999,819.17)	0.00	(30,999,819.17)			
	10/19/10	10/19/10	GOLDMAN SACHS GROUP INC REPO AGRMT DTD 10/19/2010 0.220% 10/20/2010	RE0813874	185,000,000.00	(185,000,000.00)	0.00	(185,000,000.00)			



**Managed Account Security Transactions & Interest**

For the Month Ending **October 31, 2010**

**SAN BERNARDINO COUNTY - 76990800**

Transaction Type		Security Description	CUSIP	Par	Principal Proceeds	Accrued Interest	Total	Realized G/L Cost	Realized G/L Amort Cost	Sale Method
Trade	Settle									
<b>BUY</b>										
10/19/10	10/19/10	SOCIETE GENERALE NA COMM PAPER -- 0.000% 10/20/2010	83365SKL6	25,000,000.00	(24,999,854.17)	0.00	(24,999,854.17)			
10/19/10	10/19/10	CREDIT AGRICOLE NA COMM PAPER -- 0.000% 10/20/2010	22532CKL7	50,000,000.00	(49,999,694.44)	0.00	(49,999,694.44)			
10/19/10	10/19/10	CREDIT AGRICOLE NA COMM PAPER -- 0.000% 10/20/2010	22532CKL7	50,000,000.00	(49,999,694.44)	0.00	(49,999,694.44)			
10/20/10	10/20/10	SOCIETE GENERALE NA COMM PAPER -- 0.000% 10/21/2010	83365SKM4	50,000,000.00	(49,999,708.33)	0.00	(49,999,708.33)			
10/20/10	10/20/10	SOCIETE GENERALE NA COMM PAPER -- 0.000% 10/21/2010	83365SKM4	50,000,000.00	(49,999,708.33)	0.00	(49,999,708.33)			
10/20/10	10/20/10	BNP PARIBAS FINANCE INC COMM PAPER -- 0.000% 10/21/2010	0556N1KM4	50,000,000.00	(49,999,722.22)	0.00	(49,999,722.22)			
10/20/10	10/20/10	BNP PARIBAS FINANCE INC COMM PAPER -- 0.000% 10/21/2010	0556N1KM4	50,000,000.00	(49,999,722.22)	0.00	(49,999,722.22)			
10/20/10	10/20/10	CREDIT AGRICOLE NA COMM PAPER -- 0.000% 10/21/2010	22532CKM5	50,000,000.00	(49,999,708.33)	0.00	(49,999,708.33)			
10/20/10	10/20/10	CREDIT AGRICOLE NA COMM PAPER -- 0.000% 10/21/2010	22532CKM5	50,000,000.00	(49,999,708.33)	0.00	(49,999,708.33)			
10/20/10	10/20/10	RABOBANK USA FIN CORP COMM PAPER -- 0.000% 10/21/2010	74977LKM8	6,000,000.00	(5,999,968.33)	0.00	(5,999,968.33)			
10/21/10	10/21/10	GOLDMAN SACHS GROUP INC REPO AGRMT DTD 10/21/2010 0.200% 10/22/2010	RE0813890	100,000,000.00	(100,000,000.00)	0.00	(100,000,000.00)			
10/21/10	10/21/10	SOCIETE GENERALE NA COMM PAPER -- 0.000% 10/22/2010	83365SKN2	50,000,000.00	(49,999,708.33)	0.00	(49,999,708.33)			
10/21/10	10/21/10	SOCIETE GENERALE NA COMM PAPER -- 0.000% 10/22/2010	83365SKN2	50,000,000.00	(49,999,708.33)	0.00	(49,999,708.33)			



**Managed Account Security Transactions & Interest**

For the Month Ending **October 31, 2010**

**SAN BERNARDINO COUNTY - 76990800**

Transaction Type	Trade	Settle	Security Description	CUSIP	Par	Principal Proceeds	Accrued Interest	Total	Realized G/L Cost	Realized G/L Amort Cost	Sale Method
<b>BUY</b>											
	10/21/10	10/21/10	CREDIT AGRI NORTH AMERICA COMM PAPER -- 0.000% 10/22/2010	22532CKN3	50,000,000.00	(49,999,694.44)	0.00	(49,999,694.44)			
	10/21/10	10/21/10	CREDIT AGRI NORTH AMERICA COMM PAPER -- 0.000% 10/22/2010	22532CKN3	50,000,000.00	(49,999,694.44)	0.00	(49,999,694.44)			
	10/22/10	10/22/10	BNP PARIBAS SF CERT DEPOS DTD 10/22/2010 0.240% 11/19/2010	05566O5A1	10,000,000.00	(10,000,000.00)	0.00	(10,000,000.00)			
	10/22/10	10/22/10	CREDIT AGRICOLE NA COMM PAPER -- 0.000% 10/25/2010	22532CKR4	50,000,000.00	(49,999,083.33)	0.00	(49,999,083.33)			
	10/22/10	10/22/10	CREDIT AGRICOLE NA COMM PAPER -- 0.000% 10/25/2010	22532CKR4	50,000,000.00	(49,999,083.33)	0.00	(49,999,083.33)			
	10/22/10	10/22/10	GOLDMAN SACHS GROUP INC REPO AGRMT DTD 10/22/2010 0.200% 10/25/2010	RE0813916	100,000,000.00	(100,000,000.00)	0.00	(100,000,000.00)			
	10/22/10	10/22/10	SOCIETE GENERALE NA COMM PAPER -- 0.000% 10/25/2010	83365SKR3	50,000,000.00	(49,999,166.67)	0.00	(49,999,166.67)			
	10/22/10	10/22/10	SOCIETE GENERALE NA COMM PAPER -- 0.000% 10/25/2010	83365SKR3	50,000,000.00	(49,999,166.67)	0.00	(49,999,166.67)			
	10/25/10	10/25/10	SOCIETE GENERALE NA COMM PAPER -- 0.000% 10/26/2010	83365SKS1	50,000,000.00	(49,999,694.44)	0.00	(49,999,694.44)			
	10/25/10	10/25/10	NORDEA BANK FINLAND NY CERT DEPOS DTD 10/25/2010 0.210% 11/05/2010	65557VCY5	25,000,000.00	(25,000,000.00)	0.00	(25,000,000.00)			
	10/25/10	10/25/10	SOCIETE GENERALE NA COMM PAPER -- 0.000% 10/26/2010	83365SKS1	50,000,000.00	(49,999,694.44)	0.00	(49,999,694.44)			
	10/25/10	10/25/10	BNP PARIBAS FINANCE INC COMM PAPER -- 0.000% 10/26/2010	0556N1KS1	50,000,000.00	(49,999,722.22)	0.00	(49,999,722.22)			





### Managed Account Security Transactions & Interest

For the Month Ending **October 31, 2010**

**SAN BERNARDINO COUNTY - 76990800**

Transaction Type		Security Description	CUSIP	Par	Principal Proceeds	Accrued Interest	Total	Realized G/L Cost	Realized G/L Amort Cost	Sale Method
Trade	Settle									
<b>BUY</b>										
10/25/10	10/25/10	BNP PARIBAS FINANCE INC COMM PAPER -- 0.000% 10/26/2010	0556N1KS1	50,000,000.00	(49,999,722.22)	0.00	(49,999,722.22)			
10/25/10	10/25/10	BNP PARIBAS SF CERT DEPOS DTD 10/25/2010 0.240% 11/19/2010	05566Q5B9	25,000,000.00	(25,000,000.00)	0.00	(25,000,000.00)			
10/25/10	10/25/10	CREDIT AGRICOLE NA COMM PAPER -- 0.000% 10/26/2010	22532CKS2	50,000,000.00	(49,999,694.44)	0.00	(49,999,694.44)			
10/25/10	10/25/10	CREDIT AGRICOLE NA COMM PAPER -- 0.000% 10/26/2010	22532CKS2	50,000,000.00	(49,999,694.44)	0.00	(49,999,694.44)			
10/26/10	10/26/10	CREDIT AGRICOLE NA COMM PAPER -- 0.000% 10/27/2010	22532CKT0	50,000,000.00	(49,999,694.44)	0.00	(49,999,694.44)			
10/26/10	10/26/10	SOCIETE GENERALE NA COMM PAPER -- 0.000% 10/27/2010	83365SKT9	50,000,000.00	(49,999,694.44)	0.00	(49,999,694.44)			
10/26/10	10/26/10	CREDIT AGRICOLE NA COMM PAPER -- 0.000% 10/27/2010	22532CKT0	50,000,000.00	(49,999,694.44)	0.00	(49,999,694.44)			
10/26/10	10/26/10	SOCIETE GENERALE NA COMM PAPER -- 0.000% 10/27/2010	83365SKT9	50,000,000.00	(49,999,694.44)	0.00	(49,999,694.44)			
10/26/10	10/26/10	BNP PARIBAS FINANCE INC COMM PAPER -- 0.000% 10/27/2010	0556N1KT9	50,000,000.00	(49,999,722.22)	0.00	(49,999,722.22)			
10/26/10	10/26/10	BNP PARIBAS FINANCE INC COMM PAPER -- 0.000% 10/27/2010	0556N1KT9	50,000,000.00	(49,999,722.22)	0.00	(49,999,722.22)			
10/26/10	10/26/10	BNP PARIBAS SF CERT DEPOS DTD 10/26/2010 0.210% 11/02/2010	05566Q5D5	10,000,000.00	(10,000,000.00)	0.00	(10,000,000.00)			
10/26/10	10/27/10	FHLB NOTES TAP ISSUE DTD 08/09/2010 1.000% 09/13/2013	313370LB2	25,000,000.00	(25,195,250.00)	(54,166.67)	(25,249,416.67)			
10/27/10	10/27/10	SOCIETE GENERALE NA COMM PAPER -- 0.000% 10/28/2010	83365SKU6	50,000,000.00	(49,999,708.33)	0.00	(49,999,708.33)			



**Managed Account Security Transactions & Interest**

For the Month Ending **October 31, 2010**

**SAN BERNARDINO COUNTY - 76990800**

Transaction Type	Trade	Settle	Security Description	CUSIP	Par	Principal Proceeds	Accrued Interest	Total	Realized G/L Cost	Realized G/L Amort Cost	Sale Method
<b>BUY</b>											
	10/27/10	10/27/10	SOCIETE GENERALE NA COMM PAPER -- 0.000% 10/28/2010	83365SKU6	50,000,000.00	(49,999,708.33)	0.00	(49,999,708.33)			
	10/27/10	10/27/10	RABOBANK USA FIN CORP COMM PAPER -- 0.000% 10/28/2010	74977LKU0	25,000,000.00	(24,999,875.00)	0.00	(24,999,875.00)			
	10/27/10	10/27/10	CREDIT AGRICOLE NA COMM PAPER -- 0.000% 10/28/2010	22532CKU7	50,000,000.00	(49,999,708.33)	0.00	(49,999,708.33)			
	10/27/10	10/27/10	CREDIT AGRICOLE NA COMM PAPER -- 0.000% 10/28/2010	22532CKU7	50,000,000.00	(49,999,708.33)	0.00	(49,999,708.33)			
	10/27/10	10/27/10	BNP PARIBAS FINANCE INC COMM PAPER -- 0.000% 10/28/2010	0556N1KU6	50,000,000.00	(49,999,722.22)	0.00	(49,999,722.22)			
	10/27/10	10/27/10	BNP PARIBAS FINANCE INC COMM PAPER -- 0.000% 10/28/2010	0556N1KU6	50,000,000.00	(49,999,722.22)	0.00	(49,999,722.22)			
	10/28/10	10/28/10	BNP PARIBAS FINANCE INC COMM PAPER -- 0.000% 10/29/2010	0556N1KV4	50,000,000.00	(49,999,722.22)	0.00	(49,999,722.22)			
	10/28/10	10/28/10	BNP PARIBAS FINANCE INC COMM PAPER -- 0.000% 10/29/2010	0556N1KV4	50,000,000.00	(49,999,722.22)	0.00	(49,999,722.22)			
	10/28/10	10/28/10	RABOBANK USA FIN CORP COMM PAPER -- 0.000% 10/29/2010	74977LKV8	25,000,000.00	(24,999,875.00)	0.00	(24,999,875.00)			
	10/28/10	10/28/10	SOCIETE GENERALE NA COMM PAPER -- 0.000% 10/29/2010	83365SKV4	50,000,000.00	(49,999,722.22)	0.00	(49,999,722.22)			
	10/28/10	10/28/10	GOLDMAN SACHS GROUP INC REPO AGRMT DTD 10/28/2010 0.190% 10/29/2010	RE0813940	175,000,000.00	(175,000,000.00)	0.00	(175,000,000.00)			



**Managed Account Security Transactions & Interest**

For the Month Ending **October 31, 2010**

**SAN BERNARDINO COUNTY - 76990800**

Transaction Type	Trade	Settle	Security Description	CUSIP	Par	Principal Proceeds	Accrued Interest	Total	Realized G/L Cost	Realized G/L Amort Cost	Sale Method
<b>BUY</b>											
	10/28/10	10/28/10	SOCIETE GENERALE NA COMM PAPER -- 0.000% 10/29/2010	83365SKV4	50,000,000.00	(49,999,722.22)	0.00	(49,999,722.22)			
	10/28/10	10/28/10	CREDIT AGRICOLE NA COMM PAPER -- 0.000% 10/29/2010	22532CKV5	50,000,000.00	(49,999,708.33)	0.00	(49,999,708.33)			
	10/28/10	10/28/10	CREDIT AGRICOLE NA COMM PAPER -- 0.000% 10/29/2010	22532CKV5	50,000,000.00	(49,999,708.33)	0.00	(49,999,708.33)			
	10/29/10	10/29/10	RABOBANK USA FIN CORP COMM PAPER -- 0.000% 11/01/2010	74977LL13	50,000,000.00	(49,999,208.33)	0.00	(49,999,208.33)			
	10/29/10	10/29/10	RABOBANK USA FIN CORP COMM PAPER -- 0.000% 11/01/2010	74977LL13	50,000,000.00	(49,999,208.33)	0.00	(49,999,208.33)			
	10/29/10	10/29/10	CREDIT AGRICOLE CIB NY CERT DEPOS DTD 10/29/2010 0.220% 11/01/2010	22532YVE3	50,000,000.00	(50,000,000.00)	0.00	(50,000,000.00)			
	10/29/10	10/29/10	CREDIT AGRICOLE CIB NY CERT DEPOS DTD 10/29/2010 0.220% 11/01/2010	22532YVE3	40,000,000.00	(40,000,000.00)	0.00	(40,000,000.00)			
	10/29/10	10/29/10	BNP PARIBAS FINANCE INC COMM PAPER -- 0.000% 11/01/2010	0556N1L19	50,000,000.00	(49,999,166.67)	0.00	(49,999,166.67)			
	10/29/10	10/29/10	BNP PARIBAS FINANCE INC COMM PAPER -- 0.000% 11/01/2010	0556N1L19	50,000,000.00	(49,999,166.67)	0.00	(49,999,166.67)			
	10/29/10	10/29/10	CREDIT AGRICOLE NA COMM PAPER -- 0.000% 11/01/2010	22532CL10	50,000,000.00	(49,999,083.33)	0.00	(49,999,083.33)			
	10/29/10	10/29/10	CREDIT AGRICOLE NA COMM PAPER -- 0.000% 11/01/2010	22532CL10	50,000,000.00	(49,999,083.33)	0.00	(49,999,083.33)			
	10/29/10	10/29/10	SOCIETE GENERALE N AMER COMM PAPER -- 0.000% 11/01/2010	83365SL19	50,000,000.00	(49,999,125.00)	0.00	(49,999,125.00)			



**Managed Account Security Transactions & Interest**

For the Month Ending **October 31, 2010**

**SAN BERNARDINO COUNTY - 76990800**

Transaction Type	Trade	Settle	Security Description	CUSIP	Par	Principal Proceeds	Accrued Interest	Total	Realized G/L Cost	Realized G/L Amort Cost	Sale Method
<b>BUY</b>											
	10/29/10	10/29/10	SOCIETE GENERALE N AMER COMM PAPER -- 0.000% 11/01/2010	83365SL19	50,000,000.00	(49,999,041.67)	0.00	(49,999,041.67)			

**Transaction Type Sub-Total** **6,877,900,000.00 (6,878,027,675.87) (64,298.62) (6,878,091,974.49)**

<b>INTEREST</b>											
	10/02/10	10/02/10	FFCB BONDS (FLOATING) DTD 11/02/2009 0.236% 11/02/2011	31331G2M0	25,000,000.00	0.00	4,954.38	4,954.38			
	10/04/10	10/04/10	FFCB BONDS DTD 10/04/2007 4.500% 10/04/2010	31331X6M9	25,000,000.00	0.00	562,500.00	562,500.00			
	10/07/10	10/07/10	FFCB BONDS DTD 04/07/2004 3.750% 04/07/2011	31331TZN4	12,150,000.00	0.00	227,812.50	227,812.50			
	10/14/10	10/14/10	FHLB GLOBAL BONDS DTD 04/14/2009 1.250% 10/14/2010	3133XTHN9	25,000,000.00	0.00	156,250.00	156,250.00			
	10/15/10	10/15/10	FFCB BONDS DTD 04/15/2010 1.875% 04/15/2013	31331JKS1	25,000,000.00	0.00	234,375.00	234,375.00			
	10/18/10	10/18/10	FFCB FLOATING BONDS DTD 05/18/2009 0.346% 05/18/2011	31331GWG0	25,000,000.00	0.00	7,236.25	7,236.25			
	10/18/10	10/18/10	FHLMC GLOBAL REFERENCE NOTES DTD 03/09/2006 5.125% 04/18/2011	3137EAAB5	25,000,000.00	0.00	640,625.00	640,625.00			
	10/18/10	10/18/10	FHLMC GLOBAL REFERENCE NOTES DTD 03/09/2006 5.125% 04/18/2011	3137EAAB5	12,000,000.00	0.00	307,500.00	307,500.00			
	10/18/10	10/18/10	FHLMC GLOBAL REFERENCE NOTES DTD 03/09/2006 5.125% 04/18/2011	3137EAAB5	25,000,000.00	0.00	640,625.00	640,625.00			
	10/21/10	10/21/10	FFCB BONDS DTD 04/21/2008 2.625% 04/21/2011	31331YG46	50,000,000.00	0.00	656,250.00	656,250.00			
	10/21/10	10/21/10	FFCB BONDS DTD 04/21/2008 2.625% 04/21/2011	31331YG46	25,000,000.00	0.00	328,125.00	328,125.00			



**Managed Account Security Transactions & Interest**

For the Month Ending **October 31, 2010**

**SAN BERNARDINO COUNTY - 76990800**

Transaction Type	Trade	Settle	Security Description	CUSIP	Par	Principal Proceeds	Accrued Interest	Total	Realized G/L Cost	Realized G/L Amort Cost	Sale Method
<b>INTEREST</b>											
	10/26/10	10/26/10	FHLMC (FLOATING) MTN DTD 04/26/2010 0.256% 10/26/2011	3134G1BL7	20,800,000.00	0.00	4,441.67	4,441.67			
	10/31/10	10/31/10	GOLDMAN FS GOVERNMENT MM FUND	38141W273	0.00	0.00	1,420.70	1,420.70			
	10/31/10	10/31/10	US TREASURY NOTES DTD 04/30/2009 0.875% 04/30/2011	912828KL3	50,000,000.00	0.00	218,750.00	218,750.00			
	10/31/10	10/31/10	FEDERATED PRIME OBLIGATION MUTUAL	60934N203	0.00	0.00	166.68	166.68			
	10/31/10	10/31/10	FEDERATED GOVT OBLIGATIONS FUND	60934N104	0.00	0.00	45.70	45.70			
	10/31/10	10/31/10	US TREASURY NOTES DTD 10/31/2008 1.500% 10/31/2010	912828JP6	25,000,000.00	0.00	187,500.00	187,500.00			
<b>Transaction Type Sub-Total</b>					<b>369,950,000.00</b>	<b>0.00</b>	<b>4,178,577.88</b>	<b>4,178,577.88</b>			
<b>MATURITY</b>											
	10/01/10	10/01/10	BNP PARIBAS FINANCE INC COMM PAPER -- 0.000% 10/01/2010	0556N1K10	25,000,000.00	25,000,000.00	0.00	25,000,000.00	38,333.33	0.00	
	10/01/10	10/01/10	NORDEA NORTH AMERICA INC COMM PAPER -- 0.000% 10/01/2010	6555P1K14	25,000,000.00	25,000,000.00	0.00	25,000,000.00	5,000.00	0.00	
	10/01/10	10/01/10	SOCIETE GENERALE NA COMM PAPER -- 0.000% 10/01/2010	83365SK10	50,000,000.00	50,000,000.00	0.00	50,000,000.00	291.67	0.00	
	10/01/10	10/01/10	SOCIETE GENERALE NA COMM PAPER -- 0.000% 10/01/2010	83365SK10	50,000,000.00	50,000,000.00	0.00	50,000,000.00	291.67	0.00	
	10/01/10	10/01/10	BNP PARIBAS SF CERT DEPOS DTD 08/27/2010 0.250% 10/01/2010	05566O3X3	30,000,000.00	30,000,000.00	7,291.67	30,007,291.67	0.00	0.00	
	10/01/10	10/01/10	FNMA DISC NOTE -- 0.000% 10/01/2010	313589H89	41,591,000.00	41,591,000.00	0.00	41,591,000.00	111,198.16	0.00	



**Managed Account Security Transactions & Interest**

For the Month Ending **October 31, 2010**

**SAN BERNARDINO COUNTY - 76990800**

Transaction Type	Trade	Settle	Security Description	CUSIP	Par	Principal Proceeds	Accrued Interest	Total	Realized G/L Cost	Realized G/L Amort Cost	Sale Method
<b>MATURITY</b>											
	10/01/10	10/01/10	CREDIT AGRI NORTH AMERIC COMM PAPER -- 0.000% 10/01/2010	22532CK11	50,000,000.00	50,000,000.00	0.00	50,000,000.00	277.78	0.00	
	10/01/10	10/01/10	CREDIT AGRI NORTH AMERIC COMM PAPER -- 0.000% 10/01/2010	22532CK11	50,000,000.00	50,000,000.00	0.00	50,000,000.00	277.78	0.00	
	10/01/10	10/01/10	RABOBANK USA FIN CORP COMM PAPER -- 0.000% 10/01/2010	74977LK14	50,000,000.00	50,000,000.00	0.00	50,000,000.00	138.89	0.00	
	10/04/10	10/04/10	RABOBANK USA FIN CORP COMM PAPER -- 0.000% 10/04/2010	74977LK48	50,000,000.00	50,000,000.00	0.00	50,000,000.00	833.33	0.00	
	10/04/10	10/04/10	RABOBANK USA FIN CORP COMM PAPER -- 0.000% 10/04/2010	74977LK48	40,000,000.00	40,000,000.00	0.00	40,000,000.00	666.67	0.00	
	10/04/10	10/04/10	CREDIT AGRI NORTH AMERIC COMM PAPER -- 0.000% 10/04/2010	22532CK45	50,000,000.00	50,000,000.00	0.00	50,000,000.00	1,000.00	0.00	
	10/04/10	10/04/10	CREDIT AGRI NORTH AMERIC COMM PAPER -- 0.000% 10/04/2010	22532CK45	50,000,000.00	50,000,000.00	0.00	50,000,000.00	1,000.00	0.00	
	10/04/10	10/04/10	FFCB BONDS DTD 10/04/2007 4.500% 10/04/2010	31331X6M9	25,000,000.00	25,000,000.00	0.00	25,000,000.00	(1,177,250.00)	0.00	
	10/04/10	10/04/10	BNP PARIBAS FINANCE INC COMM PAPER -- 0.000% 10/04/2010	0556N1K44	11,000,000.00	11,000,000.00	0.00	11,000,000.00	201.67	0.00	
	10/04/10	10/04/10	BNP PARIBAS FINANCE INC COMM PAPER -- 0.000% 10/04/2010	0556N1K44	50,000,000.00	50,000,000.00	0.00	50,000,000.00	833.33	0.00	



**Managed Account Security Transactions & Interest**

For the Month Ending **October 31, 2010**

**SAN BERNARDINO COUNTY - 76990800**

Transaction Type		Security Description	CUSIP	Par	Principal Proceeds	Accrued Interest	Total	Realized G/L Cost	Realized G/L Amort Cost	Sale Method
Trade	Settle									
<b>MATURITY</b>										
10/04/10	10/04/10	BNP PARIBAS FINANCE INC COMM PAPER -- 0.000% 10/04/2010	0556N1K44	25,000,000.00	25,000,000.00	0.00	25,000,000.00	416.67	0.00	
10/04/10	10/04/10	SOCIETE GENERALE N AMER COMM PAPER -- 0.000% 10/04/2010	83365SK44	50,000,000.00	50,000,000.00	0.00	50,000,000.00	875.00	0.00	
10/04/10	10/04/10	SOCIETE GENERALE N AMER COMM PAPER -- 0.000% 10/04/2010	83365SK44	50,000,000.00	50,000,000.00	0.00	50,000,000.00	875.00	0.00	
10/05/10	10/05/10	RABOBANK USA FIN CORP COMM PAPER -- 0.000% 10/05/2010	74977LK55	40,000,000.00	40,000,000.00	0.00	40,000,000.00	211.11	0.00	
10/05/10	10/05/10	SOCIETE GENERALE N AMER COMM PAPER -- 0.000% 10/05/2010	83365SK51	50,000,000.00	50,000,000.00	0.00	50,000,000.00	305.56	0.00	
10/05/10	10/05/10	SOCIETE GENERALE N AMER COMM PAPER -- 0.000% 10/05/2010	83365SK51	50,000,000.00	50,000,000.00	0.00	50,000,000.00	305.56	0.00	
10/05/10	10/05/10	NORDEA NORTH AMERICA INC COMM PAPER -- 0.000% 10/05/2010	6555P1K55	5,000,000.00	5,000,000.00	0.00	5,000,000.00	1,069.44	0.00	
10/05/10	10/05/10	BNP PARIBAS FINANCE INC COMM PAPER -- 0.000% 10/05/2010	0556N1K51	50,000,000.00	50,000,000.00	0.00	50,000,000.00	277.78	0.00	
10/05/10	10/05/10	BNP PARIBAS FINANCE INC COMM PAPER -- 0.000% 10/05/2010	0556N1K51	50,000,000.00	50,000,000.00	0.00	50,000,000.00	277.78	0.00	
10/05/10	10/05/10	CREDIT AGRICOLE NA COMM PAPER -- 0.000% 10/05/2010	22532CK52	50,000,000.00	50,000,000.00	0.00	50,000,000.00	319.44	0.00	
10/05/10	10/05/10	CREDIT AGRICOLE NA COMM PAPER -- 0.000% 10/05/2010	22532CK52	50,000,000.00	50,000,000.00	0.00	50,000,000.00	319.44	0.00	



**Managed Account Security Transactions & Interest**

For the Month Ending **October 31, 2010**

**SAN BERNARDINO COUNTY - 76990800**

Transaction Type	Trade	Settle	Security Description	CUSIP	Par	Principal Proceeds	Accrued Interest	Total	Realized G/L Cost	Realized G/L Amort Cost	Sale Method
<b>MATURITY</b>											
	10/06/10	10/06/10	SOCIETE GENERALE NA COMM PAPER -- 0.000% 10/06/2010	83365SK69	50,000,000.00	50,000,000.00	0.00	50,000,000.00	305.56	0.00	
	10/06/10	10/06/10	SOCIETE GENERALE NA COMM PAPER -- 0.000% 10/06/2010	83365SK69	50,000,000.00	50,000,000.00	0.00	50,000,000.00	305.56	0.00	
	10/06/10	10/06/10	CREDIT AGRICOLE NA COMM PAPER -- 0.000% 10/06/2010	22532CK60	50,000,000.00	50,000,000.00	0.00	50,000,000.00	305.56	0.00	
	10/06/10	10/06/10	CREDIT AGRICOLE NA COMM PAPER -- 0.000% 10/06/2010	22532CK60	50,000,000.00	50,000,000.00	0.00	50,000,000.00	305.56	0.00	
	10/06/10	10/06/10	BNP PARIBAS FINANCE INC COMM PAPER -- 0.000% 10/06/2010	0556N1K69	50,000,000.00	50,000,000.00	0.00	50,000,000.00	291.67	0.00	
	10/06/10	10/06/10	BNP PARIBAS FINANCE INC COMM PAPER -- 0.000% 10/06/2010	0556N1K69	50,000,000.00	50,000,000.00	0.00	50,000,000.00	291.67	0.00	
	10/06/10	10/06/10	RABOBANK USA FIN CORP COMM PAPER -- 0.000% 10/06/2010	74977LK63	45,000,000.00	45,000,000.00	0.00	45,000,000.00	237.50	0.00	
	10/06/10	10/06/10	NORDEA NORTH AMERICA INC COMM PAPER -- 0.000% 10/06/2010	6555P1K63	35,000,000.00	35,000,000.00	0.00	35,000,000.00	8,093.75	0.00	
	10/07/10	10/07/10	SOCIETE GENERALE NA COMM PAPER -- 0.000% 10/07/2010	83365SK77	50,000,000.00	50,000,000.00	0.00	50,000,000.00	291.67	0.00	
	10/07/10	10/07/10	SOCIETE GENERALE NA COMM PAPER -- 0.000% 10/07/2010	83365SK77	50,000,000.00	50,000,000.00	0.00	50,000,000.00	291.67	0.00	
	10/07/10	10/07/10	NORDEA NORTH AMERICA INC COMM PAPER -- 0.000% 10/07/2010	6555P1K71	35,000,000.00	35,000,000.00	0.00	35,000,000.00	8,312.50	0.00	
	10/07/10	10/07/10	BNP PARIBAS FINANCE INC COMM PAPER -- 0.000% 10/07/2010	0556N1K77	50,000,000.00	50,000,000.00	0.00	50,000,000.00	291.67	0.00	





**Managed Account Security Transactions & Interest**

For the Month Ending **October 31, 2010**

**SAN BERNARDINO COUNTY - 76990800**

Transaction Type		Security Description	CUSIP	Par	Principal Proceeds	Accrued Interest	Total	Realized G/L Cost	Realized G/L Amort Cost	Sale Method
Trade	Settle									
<b>MATURITY</b>										
10/07/10	10/07/10	BNP PARIBAS FINANCE INC COMM PAPER -- 0.000% 10/07/2010	0556N1K77	50,000,000.00	50,000,000.00	0.00	50,000,000.00	291.67	0.00	
10/07/10	10/07/10	RABOBANK USA FIN CORP COMM PAPER -- 0.000% 10/07/2010	74977LK71	20,000,000.00	20,000,000.00	0.00	20,000,000.00	105.56	0.00	
10/07/10	10/07/10	CREDIT AGRICOLE NA COMM PAPER -- 0.000% 10/07/2010	22532CK78	50,000,000.00	50,000,000.00	0.00	50,000,000.00	305.56	0.00	
10/07/10	10/07/10	CREDIT AGRICOLE NA COMM PAPER -- 0.000% 10/07/2010	22532CK78	50,000,000.00	50,000,000.00	0.00	50,000,000.00	305.56	0.00	
10/08/10	10/08/10	SVENSKA HANDELSBANKEN INC COMM PAPER -- 0.000% 10/08/2010	86958UK86	25,000,000.00	25,000,000.00	0.00	25,000,000.00	25,187.50	0.00	
10/08/10	10/08/10	RABOBANK USA FIN CORP COMM PAPER -- 0.000% 10/08/2010	74977LK89	20,000,000.00	20,000,000.00	0.00	20,000,000.00	105.56	0.00	
10/08/10	10/08/10	BNP PARIBAS FINANCE INC COMM PAPER -- 0.000% 10/08/2010	0556N1K85	50,000,000.00	50,000,000.00	0.00	50,000,000.00	291.67	0.00	
10/08/10	10/08/10	BNP PARIBAS FINANCE INC COMM PAPER -- 0.000% 10/08/2010	0556N1K85	50,000,000.00	50,000,000.00	0.00	50,000,000.00	291.67	0.00	
10/08/10	10/08/10	CREDIT AGRICOLE NA COMM PAPER -- 0.000% 10/08/2010	22532CK86	50,000,000.00	50,000,000.00	0.00	50,000,000.00	319.44	0.00	
10/08/10	10/08/10	CREDIT AGRICOLE NA COMM PAPER -- 0.000% 10/08/2010	22532CK86	50,000,000.00	50,000,000.00	0.00	50,000,000.00	319.44	0.00	
10/08/10	10/08/10	SOCIETE GENERALE N AMER COMM PAPER -- 0.000% 10/08/2010	83365SK85	50,000,000.00	50,000,000.00	0.00	50,000,000.00	291.67	0.00	



**Managed Account Security Transactions & Interest**

For the Month Ending **October 31, 2010**

**SAN BERNARDINO COUNTY - 76990800**

Transaction Type	Trade	Settle	Security Description	CUSIP	Par	Principal Proceeds	Accrued Interest	Total	Realized G/L Cost	Realized G/L Amort Cost	Sale Method
<b>MATURITY</b>											
	10/08/10	10/08/10	SOCIETE GENERALE N AMER COMM PAPER -- 0.000% 10/08/2010	83365SK85	50,000,000.00	50,000,000.00	0.00	50,000,000.00	291.67	0.00	
	10/12/10	10/12/10	BNP PARIBAS FINANCE INC COMM PAPER -- 0.000% 10/12/2010	0556N1KC6	50,000,000.00	50,000,000.00	0.00	50,000,000.00	1,111.11	0.00	
	10/12/10	10/12/10	BNP PARIBAS FINANCE INC COMM PAPER -- 0.000% 10/12/2010	0556N1KC6	35,000,000.00	35,000,000.00	0.00	35,000,000.00	777.78	0.00	
	10/12/10	10/12/10	SOCIETE GENERALE N AMER COMM PAPER -- 0.000% 10/12/2010	83365SKC6	50,000,000.00	50,000,000.00	0.00	50,000,000.00	1,166.67	0.00	
	10/12/10	10/12/10	SOCIETE GENERALE N AMER COMM PAPER -- 0.000% 10/12/2010	83365SKC6	50,000,000.00	50,000,000.00	0.00	50,000,000.00	1,166.67	0.00	
	10/12/10	10/12/10	RABOBANK USA FIN CORP COMM PAPER -- 0.000% 10/12/2010	74977LKC0	35,000,000.00	35,000,000.00	0.00	35,000,000.00	700.00	0.00	
	10/12/10	10/12/10	CREDIT AGRI NORTH AMERIC COMM PAPER -- 0.000% 10/12/2010	22532CKC7	50,000,000.00	50,000,000.00	0.00	50,000,000.00	1,222.22	0.00	
	10/12/10	10/12/10	CREDIT AGRI NORTH AMERIC COMM PAPER -- 0.000% 10/12/2010	22532CKC7	50,000,000.00	50,000,000.00	0.00	50,000,000.00	1,222.22	0.00	
	10/13/10	10/13/10	RABOBANK USA FIN CORP COMM PAPER -- 0.000% 10/13/2010	74977LKD8	10,000,000.00	10,000,000.00	0.00	10,000,000.00	50.00	0.00	
	10/13/10	10/13/10	BNP PARIBAS FINANCE INC COMM PAPER -- 0.000% 10/13/2010	0556N1KD4	50,000,000.00	50,000,000.00	0.00	50,000,000.00	277.78	0.00	



**Managed Account Security Transactions & Interest**

For the Month Ending **October 31, 2010**

**SAN BERNARDINO COUNTY - 76990800**

Transaction Type	Trade	Settle	Security Description	CUSIP	Par	Principal Proceeds	Accrued Interest	Total	Realized G/L Cost	Realized G/L Amort Cost	Sale Method
<b>MATURITY</b>											
	10/13/10	10/13/10	BNP PARIBAS FINANCE INC COMM PAPER -- 0.000% 10/13/2010	0556N1KD4	35,000,000.00	35,000,000.00	0.00	35,000,000.00	194.44	0.00	
	10/13/10	10/13/10	SOCIETE GENERALE NA COMM PAPER -- 0.000% 10/13/2010	83365SKD4	50,000,000.00	50,000,000.00	0.00	50,000,000.00	305.56	0.00	
	10/13/10	10/13/10	SOCIETE GENERALE NA COMM PAPER -- 0.000% 10/13/2010	83365SKD4	50,000,000.00	50,000,000.00	0.00	50,000,000.00	305.56	0.00	
	10/13/10	10/13/10	CREDIT AGRICOLE NA COMM PAPER -- 0.000% 10/13/2010	22532CKD5	50,000,000.00	50,000,000.00	0.00	50,000,000.00	305.56	0.00	
	10/13/10	10/13/10	CREDIT AGRICOLE NA COMM PAPER -- 0.000% 10/13/2010	22532CKD5	50,000,000.00	50,000,000.00	0.00	50,000,000.00	305.56	0.00	
	10/14/10	10/14/10	SOCIETE GENERALE NA COMM PAPER -- 0.000% 10/14/2010	83365SKE2	50,000,000.00	50,000,000.00	0.00	50,000,000.00	305.56	0.00	
	10/14/10	10/14/10	SOCIETE GENERALE NA COMM PAPER -- 0.000% 10/14/2010	83365SKE2	50,000,000.00	50,000,000.00	0.00	50,000,000.00	305.56	0.00	
	10/14/10	10/14/10	BNP PARIBAS FINANCE INC COMM PAPER -- 0.000% 10/14/2010	0556N1KE2	50,000,000.00	50,000,000.00	0.00	50,000,000.00	277.78	0.00	
	10/14/10	10/14/10	BNP PARIBAS FINANCE INC COMM PAPER -- 0.000% 10/14/2010	0556N1KE2	30,000,000.00	30,000,000.00	0.00	30,000,000.00	166.67	0.00	
	10/14/10	10/14/10	CREDIT AGRICOLE NA COMM PAPER -- 0.000% 10/14/2010	22532CKE3	50,000,000.00	50,000,000.00	0.00	50,000,000.00	305.56	0.00	
	10/14/10	10/14/10	CREDIT AGRICOLE NA COMM PAPER -- 0.000% 10/14/2010	22532CKE3	50,000,000.00	50,000,000.00	0.00	50,000,000.00	305.56	0.00	
	10/14/10	10/14/10	RABOBANK USA FIN CORP COMM PAPER -- 0.000% 10/14/2010	74977LKE6	20,000,000.00	20,000,000.00	0.00	20,000,000.00	100.00	0.00	



**Managed Account Security Transactions & Interest**

For the Month Ending **October 31, 2010**

**SAN BERNARDINO COUNTY - 76990800**

Transaction Type	Trade	Settle	Security Description	CUSIP	Par	Principal Proceeds	Accrued Interest	Total	Realized G/L Cost	Realized G/L Amort Cost	Sale Method
<b>MATURITY</b>											
	10/14/10	10/14/10	RABOBANK USA FIN CORP COMM PAPER -- 0.000% 10/14/2010	74977LKE6	10,000,000.00	10,000,000.00	0.00	10,000,000.00	888.89	0.00	
	10/14/10	10/14/10	FHLB GLOBAL BONDS DTD 04/14/2009 1.250% 10/14/2010	3133XTHN9	25,000,000.00	25,000,000.00	0.00	25,000,000.00	(71,500.00)	0.00	
	10/15/10	10/15/10	CREDIT AGRICOLE NA COMM PAPER -- 0.000% 10/15/2010	22532CKF0	50,000,000.00	50,000,000.00	0.00	50,000,000.00	305.56	0.00	
	10/15/10	10/15/10	CREDIT AGRICOLE NA COMM PAPER -- 0.000% 10/15/2010	22532CKF0	50,000,000.00	50,000,000.00	0.00	50,000,000.00	305.56	0.00	
	10/15/10	10/15/10	SOCIETE GENERALE NA COMM PAPER -- 0.000% 10/15/2010	83365SKF9	50,000,000.00	50,000,000.00	0.00	50,000,000.00	305.56	0.00	
	10/15/10	10/15/10	SOCIETE GENERALE NA COMM PAPER -- 0.000% 10/15/2010	83365SKF9	50,000,000.00	50,000,000.00	0.00	50,000,000.00	305.56	0.00	
	10/15/10	10/15/10	BNP PARIBAS SF CERT DEPOS DTD 09/14/2010 0.250% 10/15/2010	05566O4B0	20,000,000.00	20,000,000.00	4,305.56	20,004,305.56	0.00	0.00	
	10/15/10	10/15/10	GOLDMAN SACHS GROUP INC REPO AGRMT DTD 10/14/2010 0.210% 10/15/2010	RE0813759	100,000,000.00	100,000,000.00	583.33	100,000,583.33	0.00	0.00	
	10/18/10	10/18/10	BNP PARIBAS FINANCE INC COMM PAPER -- 0.000% 10/18/2010	0556N1KJ1	10,000,000.00	10,000,000.00	0.00	10,000,000.00	166.67	0.00	
	10/18/10	10/18/10	GOLDMAN SACHS GROUP INC REPO AGRMT DTD 10/15/2010 0.240% 10/18/2010	RE0813767	175,000,000.00	175,000,000.00	3,500.00	175,003,500.00	0.00	0.00	
	10/18/10	10/18/10	BNP PARIBAS SF CERT DEPOS DTD 10/04/2010 0.230% 10/18/2010	05566O4R5	30,000,000.00	30,000,000.00	2,683.33	30,002,683.33	0.00	0.00	
	10/18/10	10/18/10	CREDIT AGRICOLE NA COMM PAPER -- 0.000% 10/18/2010	22532CKJ2	50,000,000.00	50,000,000.00	0.00	50,000,000.00	1,000.00	0.00	
	10/18/10	10/18/10	CREDIT AGRICOLE NA COMM PAPER -- 0.000% 10/18/2010	22532CKJ2	50,000,000.00	50,000,000.00	0.00	50,000,000.00	1,000.00	0.00	



**Managed Account Security Transactions & Interest**

For the Month Ending **October 31, 2010**

**SAN BERNARDINO COUNTY - 76990800**

Transaction Type	Trade	Settle	Security Description	CUSIP	Par	Principal Proceeds	Accrued Interest	Total	Realized G/L Cost	Realized G/L Amort Cost	Sale Method
<b>MATURITY</b>											
	10/18/10	10/18/10	SOCIETE GENERALE NA COMM PAPER -- 0.000% 10/18/2010	83365SKJ1	40,000,000.00	40,000,000.00	0.00	40,000,000.00	733.33	0.00	
	10/19/10	10/19/10	CREDIT AGRI NORTH AMERIC COMM PAPER -- 0.000% 10/19/2010	22532CKK9	50,000,000.00	50,000,000.00	0.00	50,000,000.00	319.44	0.00	
	10/19/10	10/19/10	SOCIETE GENERALE NA COMM PAPER -- 0.000% 10/19/2010	83365SKK8	31,000,000.00	31,000,000.00	0.00	31,000,000.00	180.83	0.00	
	10/19/10	10/19/10	GOLDMAN SACHS GROUP INC REPO AGRMT DTD 10/18/2010 0.230% 10/19/2010	RE0813825	180,000,000.00	180,000,000.00	1,150.00	180,001,150.00	0.00	0.00	
	10/19/10	10/19/10	CREDIT AGRI NORTH AMERIC COMM PAPER -- 0.000% 10/19/2010	22532CKK9	50,000,000.00	50,000,000.00	0.00	50,000,000.00	319.44	0.00	
	10/20/10	10/20/10	BNP PARIBAS SF CERT DEPOS DTD 09/14/2010 0.250% 10/20/2010	05566O4C8	30,000,000.00	30,000,000.00	7,500.00	30,007,500.00	0.00	0.00	
	10/20/10	10/20/10	GOLDMAN SACHS GROUP INC REPO AGRMT DTD 10/19/2010 0.220% 10/20/2010	RE0813874	185,000,000.00	185,000,000.00	1,130.56	185,001,130.56	0.00	0.00	
	10/20/10	10/20/10	SOCIETE GENERALE NA COMM PAPER -- 0.000% 10/20/2010	83365SKL6	25,000,000.00	25,000,000.00	0.00	25,000,000.00	145.83	0.00	
	10/20/10	10/20/10	CREDIT AGRICOLE NA COMM PAPER -- 0.000% 10/20/2010	22532CKL7	50,000,000.00	50,000,000.00	0.00	50,000,000.00	305.56	0.00	
	10/20/10	10/20/10	CREDIT AGRICOLE NA COMM PAPER -- 0.000% 10/20/2010	22532CKL7	50,000,000.00	50,000,000.00	0.00	50,000,000.00	305.56	0.00	
	10/21/10	10/21/10	SOCIETE GENERALE NA COMM PAPER -- 0.000% 10/21/2010	83365SKM4	50,000,000.00	50,000,000.00	0.00	50,000,000.00	291.67	0.00	
	10/21/10	10/21/10	SOCIETE GENERALE NA COMM PAPER -- 0.000% 10/21/2010	83365SKM4	50,000,000.00	50,000,000.00	0.00	50,000,000.00	291.67	0.00	
	10/21/10	10/21/10	CREDIT AGRICOLE NA COMM PAPER -- 0.000% 10/21/2010	22532CKM5	50,000,000.00	50,000,000.00	0.00	50,000,000.00	291.67	0.00	



**Managed Account Security Transactions & Interest**

For the Month Ending **October 31, 2010**

**SAN BERNARDINO COUNTY - 76990800**

Transaction Type		Security Description	CUSIP	Par	Principal Proceeds	Accrued Interest	Total	Realized G/L Cost	Realized G/L Amort Cost	Sale Method
Trade	Settle									
<b>MATURITY</b>										
10/21/10	10/21/10	CREDIT AGRICOLE NA COMM PAPER -- 0.000% 10/21/2010	22532CKM5	50,000,000.00	50,000,000.00	0.00	50,000,000.00	291.67	0.00	
10/21/10	10/21/10	RABOBANK USA FIN CORP COMM PAPER -- 0.000% 10/21/2010	74977LKM8	6,000,000.00	6,000,000.00	0.00	6,000,000.00	31.67	0.00	
10/21/10	10/21/10	BNP PARIBAS FINANCE INC COMM PAPER -- 0.000% 10/21/2010	0556N1KM4	50,000,000.00	50,000,000.00	0.00	50,000,000.00	277.78	0.00	
10/21/10	10/21/10	BNP PARIBAS FINANCE INC COMM PAPER -- 0.000% 10/21/2010	0556N1KM4	50,000,000.00	50,000,000.00	0.00	50,000,000.00	277.78	0.00	
10/22/10	10/22/10	SOCIETE GENERALE NA COMM PAPER -- 0.000% 10/22/2010	83365SKN2	50,000,000.00	50,000,000.00	0.00	50,000,000.00	291.67	0.00	
10/22/10	10/22/10	SOCIETE GENERALE NA COMM PAPER -- 0.000% 10/22/2010	83365SKN2	50,000,000.00	50,000,000.00	0.00	50,000,000.00	291.67	0.00	
10/22/10	10/22/10	GOLDMAN SACHS GROUP INC REPO AGRMT DTD 10/21/2010 0.200% 10/22/2010	RE0813890	100,000,000.00	100,000,000.00	555.56	100,000,555.56	0.00	0.00	
10/22/10	10/22/10	CREDIT AGRI NORTH AMERICA COMM PAPER -- 0.000% 10/22/2010	22532CKN3	50,000,000.00	50,000,000.00	0.00	50,000,000.00	305.56	0.00	
10/22/10	10/22/10	CREDIT AGRI NORTH AMERICA COMM PAPER -- 0.000% 10/22/2010	22532CKN3	50,000,000.00	50,000,000.00	0.00	50,000,000.00	305.56	0.00	
10/25/10	10/25/10	CREDIT AGRICOLE NA COMM PAPER -- 0.000% 10/25/2010	22532CKR4	50,000,000.00	50,000,000.00	0.00	50,000,000.00	916.67	0.00	
10/25/10	10/25/10	CREDIT AGRICOLE NA COMM PAPER -- 0.000% 10/25/2010	22532CKR4	50,000,000.00	50,000,000.00	0.00	50,000,000.00	916.67	0.00	



**Managed Account Security Transactions & Interest**

For the Month Ending **October 31, 2010**

**SAN BERNARDINO COUNTY - 76990800**

Transaction Type		Security Description	CUSIP	Par	Principal Proceeds	Accrued Interest	Total	Realized G/L Cost	Realized G/L Amort Cost	Sale Method
Trade	Settle									
<b>MATURITY</b>										
10/25/10	10/25/10	TORONTO DOMINION BANK NY CERT DEPOS DTD 09/24/2010 0.200% 10/25/2010	89112YKY8	25,000,000.00	25,000,000.00	4,305.56	25,004,305.56	0.00	0.00	
10/25/10	10/25/10	SOCIETE GENERALE NA COMM PAPER -- 0.000% 10/25/2010	83365SKR3	50,000,000.00	50,000,000.00	0.00	50,000,000.00	833.33	0.00	
10/25/10	10/25/10	SOCIETE GENERALE NA COMM PAPER -- 0.000% 10/25/2010	83365SKR3	50,000,000.00	50,000,000.00	0.00	50,000,000.00	833.33	0.00	
10/25/10	10/25/10	GOLDMAN SACHS GROUP INC REPO AGRMT DTD 10/22/2010 0.200% 10/25/2010	RE0813916	100,000,000.00	100,000,000.00	1,666.67	100,001,666.67	0.00	0.00	
10/25/10	10/25/10	NORDEA BANK FINLAND NY CERT DEPOS DTD 06/23/2010 0.480% 10/25/2010	65556O2Y8	12,000,000.00	12,000,000.00	19,840.00	12,019,840.00	(3,549.12)	0.00	
10/25/10	10/25/10	NORDEA BANK FINLAND NY CERT DEPOS DTD 06/23/2010 0.480% 10/25/2010	65556O2Y8	13,000,000.00	13,000,000.00	21,493.33	13,021,493.33	(2,531.81)	0.00	
10/26/10	10/26/10	BNP PARIBAS FINANCE INC COMM PAPER -- 0.000% 10/26/2010	0556N1KS1	50,000,000.00	50,000,000.00	0.00	50,000,000.00	277.78	0.00	
10/26/10	10/26/10	BNP PARIBAS FINANCE INC COMM PAPER -- 0.000% 10/26/2010	0556N1KS1	50,000,000.00	50,000,000.00	0.00	50,000,000.00	277.78	0.00	
10/26/10	10/26/10	SOCIETE GENERALE NA COMM PAPER -- 0.000% 10/26/2010	83365SKS1	50,000,000.00	50,000,000.00	0.00	50,000,000.00	305.56	0.00	
10/26/10	10/26/10	SOCIETE GENERALE NA COMM PAPER -- 0.000% 10/26/2010	83365SKS1	50,000,000.00	50,000,000.00	0.00	50,000,000.00	305.56	0.00	
10/26/10	10/26/10	CREDIT AGRICOLE NA COMM PAPER -- 0.000% 10/26/2010	22532CKS2	50,000,000.00	50,000,000.00	0.00	50,000,000.00	305.56	0.00	
10/26/10	10/26/10	CREDIT AGRICOLE NA COMM PAPER -- 0.000% 10/26/2010	22532CKS2	50,000,000.00	50,000,000.00	0.00	50,000,000.00	305.56	0.00	



**Managed Account Security Transactions & Interest**

For the Month Ending **October 31, 2010**

**SAN BERNARDINO COUNTY - 76990800**

Transaction Type	Trade	Settle	Security Description	CUSIP	Par	Principal Proceeds	Accrued Interest	Total	Realized G/L Cost	Realized G/L Amort Cost	Sale Method
<b>MATURITY</b>											
	10/27/10	10/27/10	BNP PARIBAS FINANCE INC COMM PAPER -- 0.000% 10/27/2010	0556N1KT9	50,000,000.00	50,000,000.00	0.00	50,000,000.00	277.78	0.00	
	10/27/10	10/27/10	BNP PARIBAS FINANCE INC COMM PAPER -- 0.000% 10/27/2010	0556N1KT9	50,000,000.00	50,000,000.00	0.00	50,000,000.00	277.78	0.00	
	10/27/10	10/27/10	SOCIETE GENERALE NA COMM PAPER -- 0.000% 10/27/2010	83365SKT9	50,000,000.00	50,000,000.00	0.00	50,000,000.00	305.56	0.00	
	10/27/10	10/27/10	SOCIETE GENERALE NA COMM PAPER -- 0.000% 10/27/2010	83365SKT9	50,000,000.00	50,000,000.00	0.00	50,000,000.00	305.56	0.00	
	10/27/10	10/27/10	CREDIT AGRICOLE NA COMM PAPER -- 0.000% 10/27/2010	22532CKT0	50,000,000.00	50,000,000.00	0.00	50,000,000.00	305.56	0.00	
	10/27/10	10/27/10	CREDIT AGRICOLE NA COMM PAPER -- 0.000% 10/27/2010	22532CKT0	50,000,000.00	50,000,000.00	0.00	50,000,000.00	305.56	0.00	
	10/28/10	10/28/10	SOCIETE GENERALE NA COMM PAPER -- 0.000% 10/28/2010	83365SKU6	50,000,000.00	50,000,000.00	0.00	50,000,000.00	291.67	0.00	
	10/28/10	10/28/10	SOCIETE GENERALE NA COMM PAPER -- 0.000% 10/28/2010	83365SKU6	50,000,000.00	50,000,000.00	0.00	50,000,000.00	291.67	0.00	
	10/28/10	10/28/10	RABOBANK USA FIN CORP COMM PAPER -- 0.000% 10/28/2010	74977LKU0	25,000,000.00	25,000,000.00	0.00	25,000,000.00	125.00	0.00	
	10/28/10	10/28/10	CREDIT AGRICOLE NA COMM PAPER -- 0.000% 10/28/2010	22532CKU7	50,000,000.00	50,000,000.00	0.00	50,000,000.00	291.67	0.00	
	10/28/10	10/28/10	CREDIT AGRICOLE NA COMM PAPER -- 0.000% 10/28/2010	22532CKU7	50,000,000.00	50,000,000.00	0.00	50,000,000.00	291.67	0.00	
	10/28/10	10/28/10	BNP PARIBAS FINANCE INC COMM PAPER -- 0.000% 10/28/2010	0556N1KU6	50,000,000.00	50,000,000.00	0.00	50,000,000.00	277.78	0.00	





## Managed Account Security Transactions & Interest

For the Month Ending **October 31, 2010**

**SAN BERNARDINO COUNTY - 76990800**

Transaction Type	Trade	Settle	Security Description	CUSIP	Par	Principal Proceeds	Accrued Interest	Total	Realized G/L Cost	Realized G/L Amort Cost	Sale Method
<b>MATURITY</b>											
	10/28/10	10/28/10	BNP PARIBAS FINANCE INC COMM PAPER -- 0.000% 10/28/2010	0556N1KU6	50,000,000.00	50,000,000.00	0.00	50,000,000.00	277.78	0.00	
	10/29/10	10/29/10	BNP PARIBAS FINANCE INC COMM PAPER -- 0.000% 10/29/2010	0556N1KV4	50,000,000.00	50,000,000.00	0.00	50,000,000.00	277.78	0.00	
	10/29/10	10/29/10	BNP PARIBAS FINANCE INC COMM PAPER -- 0.000% 10/29/2010	0556N1KV4	50,000,000.00	50,000,000.00	0.00	50,000,000.00	277.78	0.00	
	10/29/10	10/29/10	RABOBANK USA FIN CORP COMM PAPER -- 0.000% 10/29/2010	74977LKV8	25,000,000.00	25,000,000.00	0.00	25,000,000.00	125.00	0.00	
	10/29/10	10/29/10	SOCIETE GENERALE NA COMM PAPER -- 0.000% 10/29/2010	83365SKV4	50,000,000.00	50,000,000.00	0.00	50,000,000.00	277.78	0.00	
	10/29/10	10/29/10	GOLDMAN SACHS GROUP INC REPO AGRMT DTD 10/28/2010 0.190% 10/29/2010	RE0813940	175,000,000.00	175,000,000.00	923.61	175,000,923.61	0.00	0.00	
	10/29/10	10/29/10	SOCIETE GENERALE NA COMM PAPER -- 0.000% 10/29/2010	83365SKV4	50,000,000.00	50,000,000.00	0.00	50,000,000.00	277.78	0.00	
	10/29/10	10/29/10	CREDIT AGRICOLE NA COMM PAPER -- 0.000% 10/29/2010	22532CKV5	50,000,000.00	50,000,000.00	0.00	50,000,000.00	291.67	0.00	
	10/29/10	10/29/10	CREDIT AGRICOLE NA COMM PAPER -- 0.000% 10/29/2010	22532CKV5	50,000,000.00	50,000,000.00	0.00	50,000,000.00	291.67	0.00	
	10/31/10	10/31/10	US TREASURY NOTES DTD 10/31/2008 1.500% 10/31/2010	912828JP6	25,000,000.00	25,000,000.00	0.00	25,000,000.00	(258,789.05)	0.00	
<b>Transaction Type Sub-Total</b>					<b>6,879,591,000.00</b>	<b>6,879,591,000.00</b>	<b>76,929.18</b>	<b>6,879,667,929.18</b>	<b>(1,269,455.33)</b>	<b>0.00</b>	
<b>SELL</b>											
	10/01/10	10/01/10	GOLDMAN FS GOVERNMENT MM FUND	38141W273	10,000,000.00	10,000,000.00	0.00	10,000,000.00	0.00	0.00	FIFO
	10/01/10	10/01/10	GOLDMAN FS GOVERNMENT MM FUND	38141W273	2,000,000.00	2,000,000.00	0.00	2,000,000.00	0.00	0.00	FIFO



**Managed Account Security Transactions & Interest**

For the Month Ending **October 31, 2010**

SAN BERNARDINO COUNTY - 76990800

Transaction Type		Security Description	CUSIP	Par	Principal Proceeds	Accrued Interest	Total	Realized G/L Cost	Realized G/L Amort Cost	Sale Method
Trade	Settle									
<b>SELL</b>										
10/01/10	10/01/10	GOLDMAN FS GOVERNMENT MM FUND	38141W273	9,000,000.00	9,000,000.00	0.00	9,000,000.00	0.00	0.00	FIFO
10/01/10	10/01/10	GOLDMAN FS GOVERNMENT MM FUND	38141W273	10,000,000.00	10,000,000.00	0.00	10,000,000.00	0.00	0.00	FIFO
<b>Transaction Type Sub-Total</b>				<b>31,000,000.00</b>	<b>31,000,000.00</b>	<b>0.00</b>	<b>31,000,000.00</b>	<b>0.00</b>	<b>0.00</b>	
<b>Managed Account Sub-Total</b>			<b>14,158,441,000.00</b>	<b>32,563,324.13</b>	<b>4,191,208.44</b>	<b>36,754,532.57</b>	<b>(1,269,455.33)</b>	<b>0.00</b>		
<b>Total Security Transactions</b>			<b>\$14,158,441,000.00</b>	<b>\$32,563,324.13</b>	<b>\$4,191,208.44</b>	<b>\$36,754,532.57</b>	<b>(\$1,269,455.33)</b>	<b>\$0.00</b>		