



Customer Service
PO Box 11813
Harrisburg, PA 17108-1813

ACCOUNT STATEMENT

For the Month Ending

November 30, 2012

SAN BERNARDINO COUNTY

Client Management Team

Kenneth Schiebel, CFA

Managing Director
One Keystone Plaza, Suite 300
Harrisburg, PA 17101
717-232-2723
schiebelk@pfm.com

Contents

Cover/Disclosures
Summary Statement
Individual Accounts

Accounts included in Statement

76990800 SAN BERNARDINO COUNTY

SAN BERNARDINO COUNTY
JOHN JOHNSON
172 WEST THIRD STREET
1ST FLOOR
SAN BERNARDINO, CA 92415

Online Access <http://www.pfm.com>

Customer Service 1-717-232-2723

**Important Disclosures****Important Disclosures**

This statement is for general information purposes only and is not intended to provide specific advice or recommendations. PFM Asset Management LLC ("PFM") is an investment advisor registered with the Securities and Exchange Commission, and is required to maintain a written disclosure statement of our background and business experience. If you would like to receive a copy of our current disclosure statement, please contact Service Operations at the address below.

Proxy Voting PFM does not normally receive proxies to vote on behalf of its clients. However, it does on occasion receive consent requests. In the event a consent request is received the portfolio manager contacts the client and then proceeds according to their instructions. PFM's Proxy Voting Policy is available upon request by contacting Service Operations at the address below.

Questions About an Account PFM's monthly statement is intended to detail our investment advisory activity as well as the activity of any accounts held by clients in pools that are managed by PFM. The custodian bank maintains the control of assets and executes (i.e., settles) all investment transactions. The custodian statement is the official record of security and cash holdings and transactions. PFM recognizes that clients may use these reports to facilitate record keeping; therefore the custodian bank statement and the PFM statement should be reconciled and differences resolved. Many custodians use a settlement date basis which may result in the need to reconcile due to a timing difference.

Account Control PFM does not have the authority to withdraw funds from or deposit funds to the custodian. Our clients retain responsibility for their internal accounting policies; implementing and enforcing internal controls and generating ledger entries or otherwise recording transactions.

Market Value Generally, PFM's market prices are derived from closing bid prices as of the last business day of the month as supplied by Interactive Data, Bloomberg or Telerate. Where prices are not available from generally recognized sources the securities are priced using a yield-based matrix system to arrive at an estimated market value. Prices that fall between data points are interpolated. Non-negotiable FDIC-insured bank certificates of deposit are priced at par. Although PFM believes the prices to be reliable, the values of the securities do not always represent the prices at which the securities could have been bought or sold. Explanation of the valuation methods for money market and TERM funds is contained in the appropriate fund information statement.

Amortized Cost The original cost of the principal of the security is adjusted for the amount of the periodic reduction of any discount or premium from the purchase date until the date of the report. Discount or premium with respect to short term securities (those with less than one year to maturity at time of issuance) is amortized on a straightline basis. Such discount or premium with respect to longer term securities is amortized using the constant yield basis.

Tax Reporting Cost data and realized gains / losses are provided for informational purposes only. Please review for accuracy and consult your tax advisor to determine the tax consequences of your security transactions. PFM does not report such information to the IRS or other taxing authorities and is not responsible for the accuracy of such information that may be required to be reported to federal, state or other taxing authorities.

Financial Situation In order to better serve you, PFM should be promptly notified of any material change in your investment objective or financial situation.

Callable Securities Securities subject to redemption prior to maturity may be redeemed in whole or in part before maturity, which could affect the yield represented.

Portfolio The securities in this portfolio, including shares of mutual funds, are not guaranteed or otherwise protected by PFM, the FDIC (except for certain non-negotiable certificates of deposit) or any government agency. Investment in securities involves risks, including the possible loss of the amount invested.

Rating Information provided for ratings is based upon a good faith inquiry of selected sources, but its accuracy and completeness cannot be guaranteed. Shares of some money market and TERM funds are marketed through representatives of PFM's wholly owned subsidiary, PFM Fund Distributors, Inc. PFM Fund Distributors, Inc. is registered with the SEC as a broker/dealer and is a member of the Financial Industry Regulatory Authority ("FINRA") and the Municipal Securities Rulemaking Board ("MSRB"). You may reach the FINRA by calling the FINRA Regulator Public Disclosure Hotline at 1-888-289-9999 or at the FINRA Regulation Internet website address www.nasd.com. A brochure describing the FINRA Regulation Public Disclosure Program is also available from the FINRA upon request.

Key Terms and Definitions

Dividends on money market funds consist of interest earned, plus any discount ratably amortized to the date of maturity, plus all realized gains and losses on the sale of securities prior to maturity, less ratable amortization of any premium and all accrued expenses to the fund. Dividends are accrued daily and may be paid either monthly or quarterly. The monthly earnings on this statement represent the estimated dividend accrued for the month for any program that distributes earnings on a quarterly basis. There is no guarantee that the estimated amount will be paid on the actual distribution date.

Current Yield is the net change, exclusive of capital changes and income other than investment income, in the value of a hypothetical fund account with a balance of one share over the seven-day base period including the statement date, expressed as a percentage of the value of one share (normally \$1.00 per share) at the beginning of the seven-day period. This resulting net change in account value is then annualized by multiplying it by 365 and dividing the result by 7. The yields quoted should not be considered a representation of the yield of the fund in the future, since the yield is not fixed.

Average maturity represents the average maturity of all securities and investments of a portfolio, determined by multiplying the par or principal value of each security or investment by its maturity (days or years), summing the products, and dividing the sum by the total principal value of the portfolio. The stated maturity date of mortgage backed or callable securities are used in this statement. However the actual maturity of these securities could vary depending on the level or prepayments on the underlying mortgages or whether a callable security has or is still able to be called.

Monthly distribution yield represents the net change in the value of one share (normally \$1.00 per share) resulting from all dividends declared during the month by a fund expressed as a percentage of the value of one share at the beginning of the month. This resulting net change is then annualized by multiplying it by 365 and dividing it by the number of calendar days in the month.

YTM at Cost The yield to maturity at cost is the expected rate of return, based on the original cost, the annual interest receipts, maturity value and the time period from purchase date to maturity, stated as a percentage, on an annualized basis.

YTM at Market The yield to maturity at market is the rate of return, based on the current market value, the annual interest receipts, maturity value and the time period remaining until maturity, stated as a percentage, on an annualized basis.

Managed Account A portfolio of investments managed discretely by PFM according to the client's specific investment policy and requirements. The investments are directly owned by the client and held by the client's custodian.

Unsettled Trade A trade which has been executed however the final consummation of the security transaction and payment has not yet taken place.

Please review the detail pages of this statement carefully. If you think your statement is wrong, missing account information, or if you need more information about a transaction, please contact PFM within 60 days of receipt. If you have other concerns or questions regarding your account you should contact a member of your client management team or PFM Service Operations at the address below.

PFM Asset Management LLC
Attn: Service Operations
One Keystone Plaza, Suite 300
N. Front & Market Sts
Harrisburg, PA 17101



Account Statement

For the Month Ending **November 30, 2012**

Consolidated Summary Statement

SAN BERNARDINO COUNTY

Portfolio Summary

Portfolio Holdings	Cash Dividends and Income	Closing Market Value
PFM Managed Account	1,273,287.58	4,064,097,920.26
Cash Balance	0.00	315,485,620.03
Total	\$1,273,287.58	\$4,379,583,540.29

Investment Allocation

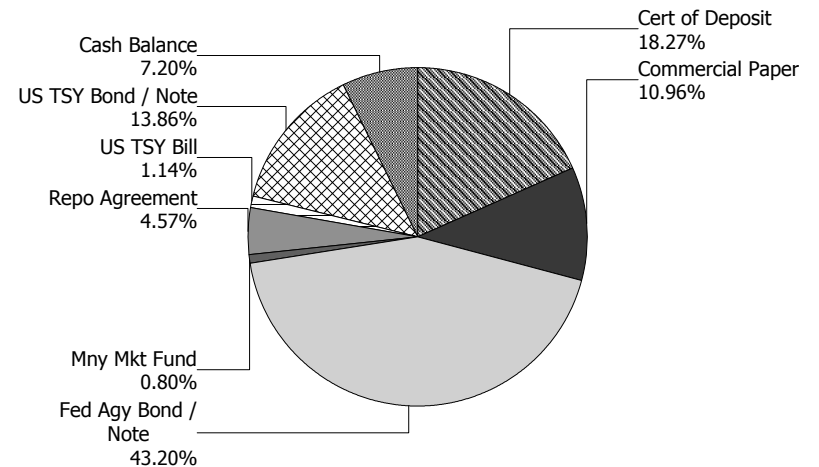
Investment Type	Closing Market Value	Percent
Certificate of Deposit	799,968,143.75	18.27
Commercial Paper	479,965,840.00	10.96
Federal Agency Bond / Note	1,892,315,435.13	43.20
Money Market Fund	35,000,000.00	0.80
Repurchase Agreement	199,998,692.00	4.57
U.S. Treasury Bill	49,998,250.00	1.14
U.S. Treasury Bond / Note	606,851,559.38	13.86
Cash Balance	315,485,620.03	7.20
Total	\$4,379,583,540.29	100.00%

Maturity Distribution (Fixed Income Holdings)

Portfolio Holdings	Closing Market Value	Percent
Under 30 days	1,330,537,597.03	30.38
31 to 60 days	500,133,206.00	11.42
61 to 90 days	195,504,149.00	4.46
91 to 180 days	275,134,560.65	6.28
181 days to 1 year	856,914,103.49	19.57
1 to 2 years	535,931,689.74	12.24
2 to 3 years	375,199,021.88	8.57
3 to 4 years	158,078,925.00	3.61
4 to 5 years	152,150,287.50	3.47
Over 5 years	0.00	0.00
Total	\$4,379,583,540.29	100.00%

Weighted Average Days to Maturity 313

Sector Allocation





Managed Account Summary Statement

For the Month Ending **November 30, 2012**

SAN BERNARDINO COUNTY - 76990800

Transaction Summary - Managed Account

Opening Market Value	\$4,023,707,479.34
Maturities/Calls	(6,014,389,000.00)
Principal Dispositions	(70,000,000.00)
Principal Acquisitions	6,049,902,194.91
Unsettled Trades	75,000,000.00
Change in Current Value	(122,753.99)
Closing Market Value	\$4,064,097,920.26

Cash Transactions Summary - Managed Account

Maturities/Calls	6,015,122,902.75
Sale Proceeds	70,000,000.00
Coupon/Interest/Dividend Income	995,996.05
Principal Payments	0.00
Security Purchases	(6,100,090,503.26)
Net Cash Contribution	13,971,604.46
Reconciling Transactions	0.00

Earnings Reconciliation (Cash Basis) - Managed Account

Interest/Dividends/Coupons Received	1,729,898.80
Less Purchased Interest Related to Interest/Coupons	(187,669.84)
Plus Net Realized Gains/Losses	(268,941.38)
Total Cash Basis Earnings	\$1,273,287.58

Cash Balance

Closing Cash Balance	\$0.00
-----------------------------	---------------

Earnings Reconciliation (Accrual Basis)

	Total
Ending Amortized Value of Securities	4,054,702,462.09
Ending Accrued Interest	8,979,595.73
Plus Proceeds from Sales	70,000,000.00
Plus Proceeds of Maturities/Calls/Principal Payments	6,015,122,902.75
Plus Coupons/Dividends Received	995,996.05
Less Cost of New Purchases	(6,125,089,864.75)
Less Beginning Amortized Value of Securities	(4,015,080,249.06)
Less Beginning Accrued Interest	(7,944,061.34)
Total Accrual Basis Earnings	\$1,686,781.47



Portfolio Summary and Statistics

For the Month Ending **November 30, 2012**

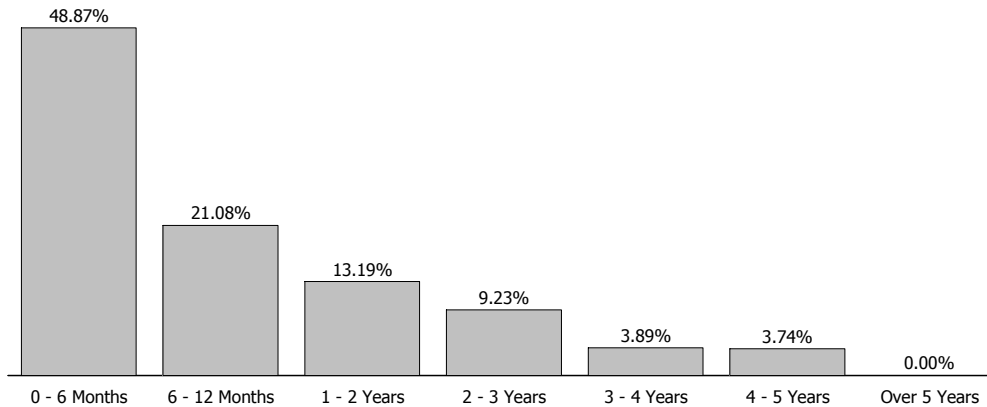
SAN BERNARDINO COUNTY - 76990800

Account Summary

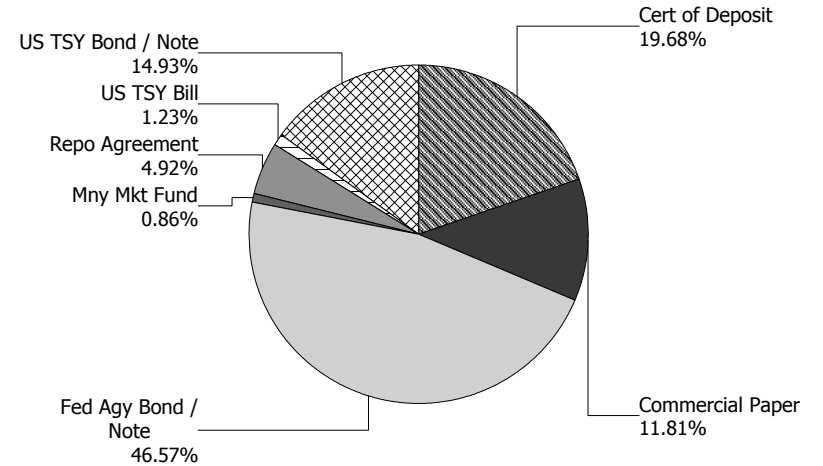
Description	Par Value	Market Value	Percent
U.S. Treasury Bond / Note	600,000,000.00	606,851,559.38	14.93
U.S. Treasury Bill	50,000,000.00	49,998,250.00	1.23
Repurchase Agreement	200,000,000.00	199,998,692.00	4.92
Money Market Fund	35,000,000.00	35,000,000.00	0.86
Federal Agency Bond / Note	1,875,845,000.00	1,892,315,435.13	46.57
Commercial Paper	480,000,000.00	479,965,840.00	11.81
Certificate of Deposit	800,000,000.00	799,968,143.75	19.68
Managed Account Sub-Total	4,040,845,000.00	4,064,097,920.26	100.00%
Accrued Interest		8,979,595.73	
Total Portfolio	4,040,845,000.00	4,073,077,515.99	

Unsettled Trades **75,000,000.00** **74,984,250.00**

Maturity Distribution



Sector Allocation



Characteristics

Yield to Maturity at Cost	0.50%
Yield to Maturity at Market	0.27%
Duration to Worst	0.89
Weighted Average Days to Maturity	338



Managed Account Issuer Summary

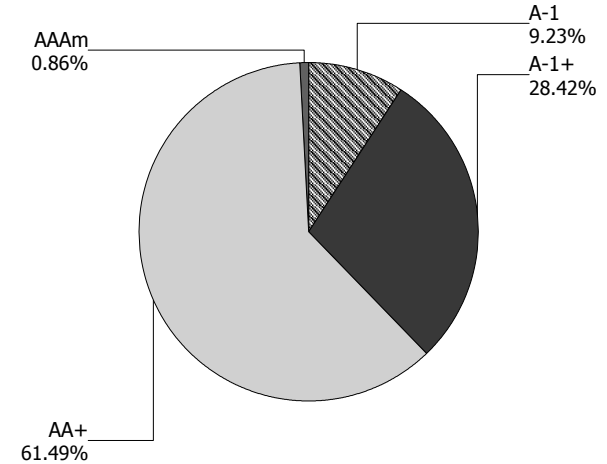
For the Month Ending **November 30, 2012**

SAN BERNARDINO COUNTY - 76990800

Issuer Summary

Issuer	Market Value of Holdings	Percent
BANK OF MONTREAL	174,995,927.50	4.31
BANK OF NOVA SCOTIA	174,964,238.50	4.31
COMMONWEALTH BANK OF AUSTRALIA	125,000,293.75	3.08
FANNIE MAE	545,900,694.95	13.43
FEDERAL FARM CREDIT BANKS	225,297,383.15	5.54
FEDERAL HOME LOAN BANKS	335,986,367.03	8.27
FEDERATED INVESTORS INC	2,000,000.00	0.05
FIDELITY INSTITUTIONAL FUND	3,000,000.00	0.07
FREDDIE MAC	785,130,990.00	19.32
GENERAL ELECTRIC CO	74,998,850.00	1.85
GOLDMAN SACHS GROUP INC	199,998,692.00	4.92
GOLDMAN SACHS MM FUND	30,000,000.00	0.74
NORDEA BANK AB	69,999,160.00	1.72
ROYAL BANK OF CANADA	100,031,107.50	2.46
SVENSKA HANDELSBANKEN	149,996,482.50	3.69
TORONTO-DOMINION BANK	100,022,107.75	2.46
TOYOTA MOTOR CORP	49,987,400.00	1.23
UNITED STATES TREASURY	656,849,809.38	16.16
US BANCORP	134,998,380.00	3.32
WESTPAC BANKING CORP NY	124,940,036.25	3.07
Total	\$4,064,097,920.26	100.00%

Credit Quality (S&P Ratings)





Managed Account Detail of Securities Held

For the Month Ending **November 30, 2012**

SAN BERNARDINO COUNTY - 76990800

Security Type/Description Dated Date/Coupon/Maturity	CUSIP	Par	S&P Rating	Moody's Rating	Trade Date	Settle Date	Original Cost	YTM at Cost	Accrued Interest	Amortized Cost	Market Value
U.S. Treasury Bond / Note											
US TREASURY NOTES DTD 12/31/2010 0.625% 12/31/2012	912828PW4	50,000,000.00	AA+	Aaa	11/28/12	11/29/12	50,019,531.25	0.18	130,774.46	50,018,310.50	50,015,600.00
US TREASURY NOTES DTD 01/15/2010 1.375% 01/15/2013	912828MG2	25,000,000.00	AA+	Aaa	12/28/10	12/29/10	25,302,734.38	0.78	129,840.35	25,018,202.00	25,037,100.00
US TREASURY NOTES DTD 03/15/2010 1.375% 03/15/2013	912828MT4	25,000,000.00	AA+	Aaa	01/05/11	01/06/11	25,310,546.88	0.80	73,118.09	25,041,065.00	25,087,900.00
US TREASURY NOTES DTD 06/15/2010 1.125% 06/15/2013	912828NH9	25,000,000.00	AA+	Aaa	03/28/11	03/29/11	25,117,187.50	0.91	129,866.80	25,028,718.25	25,128,900.00
US TREASURY NOTES DTD 06/15/2010 1.125% 06/15/2013	912828NH9	25,000,000.00	AA+	Aaa	03/29/11	03/30/11	25,109,375.00	0.92	129,866.80	25,026,841.25	25,128,900.00
US TREASURY NOTES DTD 07/15/2010 1.000% 07/15/2013	912828NN6	25,000,000.00	AA+	Aaa	04/05/11	04/06/11	25,028,320.31	0.95	94,429.35	25,007,820.50	25,128,900.00
US TREASURY NOTES DTD 07/15/2010 1.000% 07/15/2013	912828NN6	25,000,000.00	AA+	Aaa	04/06/11	04/07/11	25,000,000.00	1.00	94,429.35	25,000,000.00	25,128,900.00
US TREASURY NOTES DTD 02/15/2011 1.250% 02/15/2014	912828OH6	50,000,000.00	AA+	Aaa	07/02/12	07/03/12	50,763,671.88	0.30	183,423.91	50,569,757.00	50,611,350.00
US TREASURY NOTES DTD 06/30/2009 2.625% 06/30/2014	912828KY5	50,000,000.00	AA+	Aaa	03/20/12	03/21/12	52,464,843.75	0.45	549,252.72	51,714,336.50	51,865,250.00
US TREASURY NOTES DTD 07/02/2012 0.250% 06/30/2014	912828TA8	50,000,000.00	AA+	Aaa	11/23/12	11/26/12	49,988,281.25	0.26	52,309.78	49,988,381.50	50,005,850.00
US TREASURY N/B DTD 07/31/2012 0.125% 07/31/2014	912828TF7	25,000,000.00	AA+	Aaa	11/01/12	11/02/12	24,935,546.88	0.27	10,444.97	24,938,453.00	24,949,225.00
US TREASURY N/B DTD 08/15/2012 0.250% 08/15/2015	912828TK6	50,000,000.00	AA+	Aaa	08/17/12	08/20/12	49,759,765.63	0.41	36,684.78	49,782,166.00	49,921,900.00
US TREASURY NOTES DTD 10/15/2012 0.250% 10/15/2015	912828TT7	25,000,000.00	AA+	Aaa	10/18/12	10/19/12	24,884,765.63	0.41	8,070.05	24,889,297.00	24,951,171.88
US TREASURY NOTES DTD 01/31/2011 2.000% 01/31/2016	912828PS3	25,000,000.00	AA+	Aaa	10/23/12	10/24/12	26,249,023.44	0.46	167,119.57	26,209,865.00	26,289,050.00



Managed Account Detail of Securities Held

For the Month Ending **November 30, 2012**

SAN BERNARDINO COUNTY - 76990800

Security Type/Description Dated Date/Coupon/Maturity	CUSIP	Par	S&P Rating	Moody's Rating	Trade Date	Settle Date	Original Cost	YTM at Cost	Accrued Interest	Amortized Cost	Market Value
U.S. Treasury Bond / Note											
US TREASURY NOTES DTD 08/01/2011 1.500% 07/31/2016	912828QX1	25,000,000.00	AA+	Aaa	10/17/12	10/18/12	25,887,695.31	0.55	125,339.67	25,859,949.75	25,984,375.00
US TREASURY N/B DTD 01/03/2012 0.875% 12/31/2016	912828RX0	50,000,000.00	AA+	Aaa	02/07/12	02/08/12	50,214,843.75	0.79	183,084.24	50,179,840.00	50,808,593.75
US TREASURY N/B DTD 01/03/2012 0.875% 12/31/2016	912828RX0	50,000,000.00	AA+	Aaa	02/08/12	02/09/12	50,203,125.00	0.79	183,084.24	50,170,132.50	50,808,593.75
Security Type Sub-Total		600,000,000.00					606,239,257.84	0.56	2,281,139.13	604,443,135.75	606,851,559.38
U.S. Treasury Bill											
US TREASURY BILL -- 0.000% 12/20/2012	9127956X4	50,000,000.00	A-1+	P-1	09/19/12	09/20/12	49,986,729.17	0.11	0.00	49,997,229.00	49,998,250.00
Security Type Sub-Total		50,000,000.00					49,986,729.17	0.11	0.00	49,997,229.00	49,998,250.00
Repurchase Agreement											
GOLDMAN SACHS & CO REPO AGRMT DTD 09/07/2012 0.140% 12/03/2012	RE0936600	100,000,000.00	A-1	P-1	09/06/12	09/07/12	100,000,000.00	0.14	33,055.56	100,000,000.00	99,999,012.00
GOLDMAN SACHS & CO REPO AGRMT DTD 11/30/2012 0.220% 12/03/2012	RE0961087	100,000,000.00	A-1	P-1	11/30/12	11/30/12	100,000,000.00	0.22	611.11	100,000,000.00	99,999,680.00
Security Type Sub-Total		200,000,000.00					200,000,000.00	0.18	33,666.67	200,000,000.00	199,998,692.00
Money Market Fund											
FEDERATED PRIME OBLIGATION MUTUAL	60934N203	1,000,000.00	AAA	Aaa	08/27/08	08/27/08	1,000,000.00	0.06	0.00	1,000,000.00	1,000,000.00
FEDERATED GOVT OBLIGATIONS FUND	60934N104	1,000,000.00	AAA	Aaa	12/29/11	12/29/11	1,000,000.00	0.06	0.00	1,000,000.00	1,000,000.00
FIDELITY GOV'T MM FUND 57	316175108	3,000,000.00	AAA	Aaa	07/30/12	07/30/12	3,000,000.00	0.06	0.00	3,000,000.00	3,000,000.00
GOLDMAN FS GOVERNMENT MM FUND	38141W273	30,000,000.00	AAA	Aaa	11/01/12	11/01/12	30,000,000.00	0.06	0.00	30,000,000.00	30,000,000.00
Security Type Sub-Total		35,000,000.00					35,000,000.00	0.06	0.00	35,000,000.00	35,000,000.00
Federal Agency Bond / Note											



Managed Account Detail of Securities Held

For the Month Ending **November 30, 2012**

SAN BERNARDINO COUNTY - 76990800

Security Type/Description Dated Date/Coupon/Maturity	CUSIP	Par	S&P Rating	Moody's Rating	Trade Date	Settle Date	Original Cost	YTM at Cost	Accrued Interest	Amortized Cost	Market Value
Federal Agency Bond / Note											
FHLB BONDS DTD 11/04/2009 1.750% 12/14/2012	3133XVNT4	25,000,000.00	AA+	Aaa	12/01/09	12/02/09	25,216,250.00	1.46	202,951.39	25,002,621.50	25,011,600.00
FHLB BONDS DTD 11/04/2009 1.750% 12/14/2012	3133XVNT4	25,000,000.00	AA+	Aaa	12/04/09	12/07/09	25,039,500.00	1.70	202,951.39	25,000,482.25	25,011,600.00
FHLB BONDS DTD 11/04/2009 1.750% 12/14/2012	3133XVNT4	25,000,000.00	AA+	Aaa	11/18/10	11/19/10	25,565,250.00	0.65	202,951.39	25,009,914.25	25,011,600.00
FFCB BONDS DTD 12/24/2009 1.625% 12/24/2012	31331JAB9	25,000,000.00	AA+	Aaa	12/21/09	12/24/09	24,930,000.00	1.72	177,170.14	24,998,477.25	25,021,050.00
FHLMC NOTES (FLOATING) DTD 01/10/2011 0.350% 01/10/2013	3134G1U69	25,000,000.00	AA+	Aaa	03/24/11	03/25/11	25,010,200.00	0.30	12,659.73	25,001,449.00	25,004,700.00
FHLMC NOTES (FLOATING) DTD 01/10/2011 0.350% 01/10/2013	3134G1U69	50,000,000.00	AA+	Aaa	01/05/11	01/10/11	49,979,800.00	0.39	25,319.45	49,995,535.00	50,009,400.00
FFCB NOTES (FLOATING) DTD 01/14/2011 0.330% 01/14/2013	31331J7K3	50,000,000.00	AA+	Aaa	01/05/11	01/14/11	49,987,500.00	0.36	22,027.80	49,997,586.50	50,009,350.00
FHLB GLOBAL NOTES DTD 12/10/2009 1.500% 01/16/2013	3133XW7L7	25,000,000.00	AA+	Aaa	12/02/10	12/03/10	25,414,250.00	0.71	140,625.00	25,024,575.75	25,039,375.00
FHLMC NOTES (FLOATING) DTD 01/24/2011 0.330% 01/24/2013	3134G1X90	25,000,000.00	AA+	Aaa	01/18/11	01/24/11	24,982,350.00	0.37	8,763.89	24,999,714.00	25,005,825.00
FNMA GLOBAL BENCHMRK NOTES (EX-CALLABLE) DTD 02/18/2003 4.750% 02/21/2013	31359MOV8	20,000,000.00	AA+	Aaa	02/04/11	02/07/11	21,530,800.00	0.95	263,888.89	20,168,072.80	20,196,080.00
FFCB BONDS DTD 01/15/2010 1.750% 02/21/2013	31331JBV4	25,000,000.00	AA+	Aaa	02/11/10	02/12/10	25,035,250.00	1.70	121,527.78	25,002,643.00	25,079,500.00
FNMA GLOBAL BENCHMRK NOTES (EX-CALLABLE) DTD 02/18/2003 4.750% 02/21/2013	31359MQV8	25,000,000.00	AA+	Aaa	12/16/10	12/17/10	27,054,375.00	0.93	329,861.11	25,211,295.50	25,245,100.00
FHLMC NOTES DTD 02/04/2011 0.750% 03/28/2013	3137EACS6	25,000,000.00	AA+	Aaa	02/04/11	02/07/11	24,881,750.00	0.97	32,812.50	24,981,905.25	25,045,475.00



Managed Account Detail of Securities Held

For the Month Ending **November 30, 2012**

SAN BERNARDINO COUNTY - 76990800

Security Type/Description Dated Date/Coupon/Maturity	CUSIP	Par	S&P Rating	Moody's Rating	Trade Date	Settle Date	Original Cost	YTM at Cost	Accrued Interest	Amortized Cost	Market Value
Federal Agency Bond / Note											
FHLB BONDS (FLOATING) DTD 10/13/2011 0.360% 04/12/2013	313375ZY6	25,000,000.00	AA+	Aaa	10/13/11	10/14/11	24,997,500.00	0.08	12,270.84	24,999,005.25	25,016,575.00
FFCB BONDS DTD 04/15/2010 1.875% 04/15/2013	31331JKS1	25,000,000.00	AA+	Aaa	04/19/10	04/20/10	25,118,100.00	1.71	59,895.83	25,015,038.50	25,155,225.00
FFCB NOTES DTD 05/23/2011 0.600% 05/23/2013	31331KLR9	24,850,000.00	AA+	Aaa	10/11/11	10/12/11	24,916,101.00	0.43	3,313.33	24,869,620.07	24,894,208.15
FHLMC FLOATING NOTES DTD 06/17/2011 0.158% 06/17/2013	3134G2MJ8	50,000,000.00	AA+	Aaa	06/09/11	06/17/11	49,949,405.00	0.19	3,062.50	49,980,235.00	50,023,150.00
FNMA GLOBAL NOTES DTD 05/21/2010 1.500% 06/26/2013	31398AT44	25,000,000.00	AA+	Aaa	02/02/11	02/03/11	25,307,750.00	0.98	161,458.33	25,073,757.00	25,185,425.00
FHLB NOTES DTD 11/08/2010 0.500% 06/26/2013	313371PM2	40,565,000.00	AA+	Aaa	01/12/11	01/13/11	40,075,786.10	1.00	87,327.43	40,450,389.68	40,632,784.12
FHLB NOTES DTD 06/29/2012 0.250% 07/01/2013	313379YO6	25,000,000.00	AA+	Aaa	06/27/12	06/29/12	24,991,550.00	0.28	26,388.89	24,995,095.75	25,005,775.00
FHLMC GLOBAL REFERENCE NOTES DTD 07/18/2003 4.500% 07/15/2013	3134A4TZ7	25,000,000.00	AA+	Aaa	06/28/11	06/29/11	26,966,500.00	0.62	425,000.00	25,601,028.25	25,666,875.00
FNMA GLOBAL NOTES (EX-CALLABLE) DTD 07/14/2003 4.375% 07/17/2013	31359MSL8	13,500,000.00	AA+	Aaa	01/24/11	01/25/11	14,607,270.00	1.01	219,843.75	13,783,072.86	13,845,978.00
FNMA GLOBAL NOTES (EX-CALLABLE) DTD 07/14/2003 4.375% 07/17/2013	31359MSL8	19,950,000.00	AA+	Aaa	01/20/11	01/21/11	21,609,840.00	0.98	324,880.21	20,372,341.90	20,461,278.60
FNMA NOTES DTD 06/17/2011 0.500% 08/09/2013	3135G0BR3	12,500,000.00	AA+	Aaa	07/05/11	07/06/11	12,477,125.00	0.59	19,444.44	12,492,435.25	12,524,737.50
FNMA NOTES DTD 06/17/2011 0.500% 08/09/2013	3135G0BR3	12,500,000.00	AA+	Aaa	07/05/11	07/06/11	12,479,125.00	0.58	19,444.44	12,493,096.88	12,524,737.50
FNMA NOTES DTD 07/09/2010 1.250% 08/20/2013	31398AX31	50,000,000.00	AA+	Aaa	02/01/11	02/02/11	50,324,000.00	0.99	175,347.22	50,092,222.00	50,359,950.00
FHLMC NOTES (FLOATING) DTD 09/01/2011 0.390% 09/03/2013	3134G2B50	25,000,000.00	AA+	Aaa	08/29/11	09/01/11	24,987,250.00	0.35	23,798.62	24,999,177.75	25,036,175.00



Managed Account Detail of Securities Held

For the Month Ending **November 30, 2012**

SAN BERNARDINO COUNTY - 76990800

Security Type/Description Dated Date/Coupon/Maturity	CUSIP	Par	S&P Rating	Moody's Rating	Trade Date	Settle Date	Original Cost	YTM at Cost	Accrued Interest	Amortized Cost	Market Value
Federal Agency Bond / Note											
FHLMC NOTES (FLOATING) DTD 09/12/2011 0.370% 09/12/2013	3134G2K43	25,000,000.00	AA+	Aaa	09/12/11	09/13/11	24,982,250.00	0.34	20,319.45	24,997,071.00	25,033,250.00
FHLMC NOTES (FLOATING) DTD 09/12/2011 0.370% 09/12/2013	3134G2K43	25,000,000.00	AA+	Aaa	12/06/11	12/07/11	24,986,500.00	0.33	20,319.45	24,996,412.50	25,033,250.00
FHLB NOTES TAP ISSUE DTD 08/09/2010 1.000% 09/13/2013	313370LB2	25,000,000.00	AA+	Aaa	10/26/10	10/27/10	25,195,250.00	0.73	54,166.67	25,053,547.00	25,153,400.00
FHLB NOTES TAP ISSUE DTD 08/09/2010 1.000% 09/13/2013	313370LB2	25,000,000.00	AA+	Aaa	11/02/10	11/03/10	25,261,750.00	0.63	54,166.67	25,072,125.75	25,153,400.00
FHLB NOTES TAP ISSUE DTD 08/09/2010 1.000% 09/13/2013	313370LB2	25,000,000.00	AA+	Aaa	11/02/10	11/03/10	25,261,775.00	0.63	54,166.67	25,072,132.50	25,153,400.00
FHLB NOTES TAP ISSUE DTD 08/09/2010 1.000% 09/13/2013	313370LB2	25,000,000.00	AA+	Aaa	11/02/10	11/03/10	25,261,780.25	0.63	54,166.67	25,072,134.00	25,153,400.00
FHLB NOTES TAP ISSUE DTD 08/09/2010 1.000% 09/13/2013	313370LB2	25,000,000.00	AA+	Aaa	11/10/10	11/12/10	25,159,475.00	0.77	54,166.67	25,044,397.25	25,153,400.00
FNMA NOTES (EX-CALLABLE) DTD 09/17/2010 1.125% 09/17/2013	31398A3L4	1,980,000.00	AA+	Aaa	09/21/10	09/22/10	1,979,901.00	1.13	4,578.75	1,979,973.57	1,993,016.52
FNMA NOTES (EX-CALLABLE) DTD 09/17/2010 1.125% 09/17/2013	31398A3L4	12,500,000.00	AA+	Aaa	09/21/10	09/22/10	12,499,750.00	1.13	28,906.25	12,499,934.13	12,582,175.00
FNMA NOTES (EX-CALLABLE) DTD 09/17/2010 1.125% 09/17/2013	31398A3L4	12,500,000.00	AA+	Aaa	09/21/10	09/22/10	12,499,750.00	1.13	28,906.25	12,499,934.13	12,582,175.00
FHLMC GLOBAL REFERENCE NOTES DTD 08/20/2008 4.125% 09/27/2013	3137EABS7	25,000,000.00	AA+	Aaa	12/01/10	12/02/10	27,217,500.00	0.93	183,333.33	25,652,552.50	25,802,325.00
FHLMC GLOBAL REFERENCE NOTES DTD 08/20/2008 4.125% 09/27/2013	3137EABS7	25,000,000.00	AA+	Aaa	12/07/10	12/08/10	27,185,500.00	0.96	183,333.33	25,647,077.25	25,802,325.00
FNMA NOTES DTD 08/02/2010 1.125% 09/30/2013	31398A2M3	25,000,000.00	AA+	Aaa	09/09/10	09/10/10	25,041,250.00	1.07	47,656.25	25,011,336.50	25,188,450.00
FNMA NOTES (EX-CALLABLE) DTD 10/08/2010 1.125% 10/08/2013	31398A4H2	25,000,000.00	AA+	Aaa	09/23/10	10/08/10	25,000,000.00	1.13	41,406.25	25,000,000.00	25,193,525.00



Managed Account Detail of Securities Held

For the Month Ending **November 30, 2012**

SAN BERNARDINO COUNTY - 76990800

Security Type/Description Dated Date/Coupon/Maturity	CUSIP	Par	S&P Rating	Moody's Rating	Trade Date	Settle Date	Original Cost	YTM at Cost	Accrued Interest	Amortized Cost	Market Value
Federal Agency Bond / Note											
FHLMC NOTES DTD 08/20/2010 0.875% 10/28/2013	3137EACL1	25,000,000.00	AA+	Aaa	09/02/10	09/03/10	24,903,675.75	1.00	20,052.08	24,971,929.75	25,149,850.00
FHLB NOTES DTD 11/09/2010 0.500% 12/13/2013	313371PU4	845,000.00	AA+	Aaa	12/14/10	12/15/10	827,170.50	1.22	1,971.67	838,774.43	846,522.69
FHLB NOTES DTD 11/09/2010 0.500% 12/13/2013	313371PU4	18,610,000.00	AA+	Aaa	12/14/10	12/15/10	18,217,329.00	1.22	43,423.33	18,472,890.08	18,643,535.22
FNMA NOTES DTD 11/01/2010 0.750% 12/18/2013	31398A5W8	5,545,000.00	AA+	Aaa	03/22/11	03/23/11	5,479,846.25	1.19	18,829.90	5,519,822.26	5,577,016.83
FNMA NOTES DTD 11/01/2010 0.750% 12/18/2013	31398A5W8	25,000,000.00	AA+	Aaa	11/16/10	11/17/10	24,818,000.00	0.99	84,895.83	24,937,615.75	25,144,350.00
FHLMC NOTES DTD 01/06/2011 1.375% 02/25/2014	3137EACR8	25,000,000.00	AA+	Aaa	02/03/11	02/04/11	24,952,750.00	1.44	91,666.67	24,980,686.00	25,346,475.00
FNMA GLOBAL NOTES DTD 05/15/2009 2.500% 05/15/2014	31398AXJ6	25,000,000.00	AA+	Aaa	11/16/11	11/17/11	26,152,500.00	0.63	27,777.78	25,674,690.50	25,807,950.00
FHLMC NOTES DTD 06/02/2011 1.000% 07/30/2014	3137EACU1	25,000,000.00	AA+	Aaa	06/14/11	06/15/11	25,020,500.00	0.97	84,027.78	25,010,966.25	25,304,675.00
FFCB NOTES (FLOAT) DTD 08/01/2012 0.300% 08/01/2014	3133EAB49	50,000,000.00	AA+	Aaa	07/30/12	08/01/12	50,000,000.00	0.28	12,583.31	50,000,000.00	50,044,000.00
FREDDIE MAC GLOBAL NOTES DTD 07/26/2011 1.000% 08/20/2014	3134G2UA8	25,000,000.00	AA+	Aaa	11/28/11	11/29/11	25,154,750.00	0.77	70,138.89	25,098,046.75	25,295,675.00
FREDDIE MAC GLOBAL NOTES DTD 07/26/2011 1.000% 08/20/2014	3134G2UA8	25,000,000.00	AA+	Aaa	06/12/12	06/13/12	25,296,000.00	0.46	70,138.89	25,233,067.25	25,295,675.00
FREDDIE MAC GLOBAL NOTES DTD 07/26/2011 1.000% 08/20/2014	3134G2UA8	25,000,000.00	AA+	Aaa	09/11/12	09/12/12	25,332,500.00	0.31	70,138.89	25,294,959.25	25,295,675.00
FREDDIE MAC GLOBAL NOTES DTD 07/26/2011 1.000% 08/20/2014	3134G2UA8	25,000,000.00	AA+	Aaa	09/11/12	09/12/12	25,332,750.00	0.31	70,138.89	25,295,181.00	25,295,675.00
FREDDIE MAC GLOBAL NOTES DTD 08/05/2011 0.750% 09/22/2014	3134G2WG3	55,000,000.00	AA+	Aaa	09/27/11	09/28/11	55,082,500.00	0.70	79,062.50	55,050,213.35	55,449,790.00



Managed Account Detail of Securities Held

For the Month Ending **November 30, 2012**

SAN BERNARDINO COUNTY - 76990800

Security Type/Description Dated Date/Coupon/Maturity	CUSIP	Par	S&P Rating	Moody's Rating	Trade Date	Settle Date	Original Cost	YTM at Cost	Accrued Interest	Amortized Cost	Market Value
Federal Agency Bond / Note											
FANNIE MAE GLOBAL NOTES DTD 09/27/2011 0.625% 10/30/2014	3135G0DW0	25,000,000.00	AA+	Aaa	12/27/11	12/28/11	24,967,500.00	0.67	13,454.86	24,978,042.50	25,153,000.00
FHLMC NOTES DTD 12/03/2012 0.320% 12/03/2014	3134G32E9	25,000,000.00	AA+	Aaa	11/30/12	12/03/12	25,000,000.00	0.32	0.00	25,000,000.00	24,994,750.00
FHLMC NOTES DTD 12/03/2012 0.320% 12/03/2014	3134G32E9	50,000,000.00	AA+	Aaa	11/29/12	12/03/12	50,000,000.00	0.32	0.00	50,000,000.00	49,989,500.00
FHLMC NOTES DTD 08/27/2012 0.350% 12/05/2014	3134G3H78	25,000,000.00	AA+	Aaa	09/25/12	09/26/12	24,991,250.00	0.37	22,847.22	24,991,964.25	25,009,500.00
FHLMC NOTES DTD 08/27/2012 0.350% 12/05/2014	3134G3H78	50,000,000.00	AA+	Aaa	09/25/12	09/26/12	49,980,500.00	0.37	45,694.44	49,982,093.00	50,019,000.00
FHLMC NOTES DTD 12/16/2011 0.625% 12/29/2014	3137EADA4	25,000,000.00	AA+	Aaa	02/03/12	02/06/12	25,130,000.00	0.44	65,972.22	25,093,407.25	25,158,500.00
FFCB NOTES DTD 05/01/2012 0.500% 05/01/2015	3133EANJ3	25,000,000.00	AA+	Aaa	05/01/12	05/02/12	24,964,275.00	0.55	10,416.67	24,971,150.75	25,094,050.00
FNMA NOTES (CALLABLE) DTD 08/07/2012 0.500% 08/07/2015	3135G0NG4	50,000,000.00	AA+	Aaa	07/31/12	08/07/12	49,999,500.00	0.50	79,166.67	49,999,552.50	49,997,150.00
FHLMC NOTES (CALLABLE) DTD 09/25/2012 0.500% 09/25/2015	3134G3L24	15,000,000.00	AA+	Aaa	09/12/12	09/25/12	15,000,000.00	0.50	13,750.00	15,000,000.00	15,019,050.00
FHLMC NOTES (CALLABLE) DTD 09/25/2012 0.500% 09/25/2015	3134G3L24	15,000,000.00	AA+	Aaa	09/12/12	09/25/12	15,000,000.00	0.50	13,750.00	15,000,000.00	15,019,050.00
FHLMC NOTES (CALLABLE) DTD 09/25/2012 0.500% 09/25/2015	3134G3L24	20,000,000.00	AA+	Aaa	09/12/12	09/25/12	20,000,000.00	0.50	18,333.33	20,000,000.00	20,025,400.00
FNMA NOTES DTD 01/18/2011 2.250% 03/15/2016	3135G0AL7	50,000,000.00	AA+	Aaa	02/10/12	02/13/12	52,881,500.00	0.81	237,500.00	52,325,196.50	52,902,750.00
FNMA NOTES DTD 01/18/2011 2.250% 03/15/2016	3135G0AL7	50,000,000.00	AA+	Aaa	02/10/12	02/13/12	52,881,500.00	0.81	237,500.00	52,325,196.50	52,902,750.00
FANNIE MAE GLOBAL NOTES DTD 07/20/2012 0.875% 08/28/2017	3135G0MZ3	50,000,000.00	AA+	Aaa	09/18/12	09/19/12	50,046,000.00	0.86	113,020.83	50,044,193.50	50,533,100.00



Managed Account Detail of Securities Held

For the Month Ending **November 30, 2012**

SAN BERNARDINO COUNTY - 76990800

Security Type/Description Dated Date/Coupon/Maturity	CUSIP	Par	S&P Rating	Moody's Rating	Trade Date	Settle Date	Original Cost	YTM at Cost	Accrued Interest	Amortized Cost	Market Value
Security Type Sub-Total		1,875,845,000.00					1,898,379,304.85	0.71	5,750,831.60	1,885,299,055.64	1,892,315,435.13
Commercial Paper											
NORDEA NORTH AMERICA INC COMM PAPER -- 0.000% 12/03/2012	6555P0M30	20,000,000.00	A-1+	P-1	08/30/12	08/30/12	19,988,916.67	0.21	0.00	19,999,766.60	19,999,760.00
GENERAL ELECTRIC CO COMM PAPER -- 0.000% 12/03/2012	36960LM36	25,000,000.00	A-1+	P-1	10/29/12	10/29/12	24,996,597.22	0.14	0.00	24,999,805.50	24,999,800.00
US BANK NA COMM PAPER -- 0.000% 12/03/2012	9033E0M37	35,000,000.00	A-1+	P-1	11/30/12	11/30/12	34,999,766.67	0.08	0.00	34,999,844.60	34,999,580.00
NORDEA NORTH AMERICA INC COMM PAPER -- 0.000% 12/03/2012	6555P0M30	50,000,000.00	A-1+	P-1	08/30/12	08/30/12	49,972,291.67	0.21	0.00	49,999,416.50	49,999,400.00
BANK OF NOVA SCOTIA NY COMM PAPER -- 0.000% 12/03/2012	06416JM34	50,000,000.00	A-1+	P-1	11/30/12	11/30/12	49,999,500.00	0.12	0.00	49,999,666.50	49,999,500.00
BANK OF NOVA SCOTIA NY COMM PAPER -- 0.000% 12/03/2012	06416JM34	50,000,000.00	A-1+	P-1	11/30/12	11/30/12	49,999,500.00	0.12	0.00	49,999,666.50	49,999,500.00
US BANK NA COMM PAPER -- 0.000% 12/03/2012	9033E0M37	50,000,000.00	A-1+	P-1	11/30/12	11/30/12	49,999,666.67	0.08	0.00	49,999,778.00	49,999,400.00
US BANK NA COMM PAPER -- 0.000% 12/03/2012	9033E0M37	50,000,000.00	A-1+	P-1	11/30/12	11/30/12	49,999,666.67	0.08	0.00	49,999,778.00	49,999,400.00
GENERAL ELECTRIC CO COMM PAPER -- 0.000% 12/07/2012	36960LM77	50,000,000.00	A-1+	P-1	11/28/12	11/28/12	49,998,375.00	0.13	0.00	49,998,916.50	49,999,050.00
TOYOTA MOTOR CREDIT CORP COMM PAPER -- 0.000% 01/25/2013	89233GMR3	50,000,000.00	A-1+	P-1	11/14/12	11/15/12	49,978,305.56	0.22	0.00	49,983,194.50	49,987,400.00
BANK OF NOVA SCOTIA NY COMM PAPER -- 0.000% 02/01/2013	06416JP15	50,000,000.00	A-1+	P-1	10/17/12	10/17/12	49,970,277.78	0.20	0.00	49,982,778.00	49,983,050.00
Security Type Sub-Total		480,000,000.00					479,902,863.91	0.14	0.00	479,962,611.20	479,965,840.00
Certificate of Deposit											



Managed Account Detail of Securities Held

For the Month Ending **November 30, 2012**

SAN BERNARDINO COUNTY - 76990800

Security Type/Description Dated Date/Coupon/Maturity	CUSIP	Par	S&P Rating	Moody's Rating	Trade Date	Settle Date	Original Cost	YTM at Cost	Accrued Interest	Amortized Cost	Market Value
Certificate of Deposit											
CBA NY CERT DEPOS DTD 06/07/2012 0.380% 12/07/2012	20271EJA8	25,000,000.00	A-1+	P-1	06/05/12	06/07/12	25,000,000.00	0.38	46,708.33	25,000,000.00	25,000,727.50
ROYAL BANK OF CANADA NY CERT DEPOS DTD 12/12/2011 0.660% 12/12/2012	78009NCK0	50,000,000.00	A-1+	P-1	12/08/11	12/12/11	50,000,000.00	0.66	325,416.67	50,000,000.00	50,007,140.00
BANK OF MONTREAL CHICAGO CERT DEPOS DTD 11/20/2012 0.210% 12/20/2012	06366XGN6	25,000,000.00	A-1	P-1	11/20/12	11/20/12	25,000,000.00	0.21	1,604.17	25,000,000.00	24,999,722.00
BANK OF MONTREAL CHICAGO CERT DEPOS DTD 09/18/2012 0.170% 12/21/2012	06366V3U8	50,000,000.00	A-1	P-1	09/18/12	09/18/12	50,000,000.00	0.17	17,472.22	50,000,000.00	49,998,248.00
BANK OF MONTREAL CHICAGO CERT DEPOS DTD 11/14/2012 0.190% 12/21/2012	06366XFB3	50,000,000.00	A-1	P-1	11/13/12	11/14/12	50,000,000.00	0.19	4,486.11	50,000,000.00	49,998,833.00
BANK OF MONTREAL CHICAGO CERT DEPOS DTD 11/15/2012 0.200% 12/21/2012	06366XFS6	50,000,000.00	A-1	P-1	11/15/12	11/15/12	50,000,000.00	0.20	4,444.44	50,000,000.00	49,999,124.50
SVENSKA HANDELSBANKEN NY CERT DEPOS DTD 10/01/2012 0.215% 01/02/2013	86958CJR6	50,000,000.00	A-1+	P-1	10/01/12	10/01/12	50,000,000.00	0.22	18,215.28	50,000,000.00	49,999,215.00
SVENSKA HANDELSBANKEN NY CERT DEPOS DTD 11/01/2012 0.205% 01/02/2013	86958CLT9	50,000,000.00	A-1+	P-1	11/01/12	11/02/12	50,000,000.00	0.21	8,541.67	50,000,000.00	49,998,758.50
ROYAL BANK OF CANADA NY CERT DEPOS DTD 01/10/2012 0.650% 01/10/2013	78009NDH6	25,000,000.00	A-1+	P-1	01/10/12	01/10/12	25,000,000.00	0.65	147,152.78	25,000,000.00	25,011,705.00
CBA AUSTRALIA CERT DEPOS DTD 07/30/2012 0.280% 01/25/2013	20271EJD2	50,000,000.00	A-1+	P-1	07/26/12	07/30/12	50,000,000.00	0.28	48,222.22	50,000,000.00	50,002,515.00
ROYAL BANK OF CANADA NY CERT DEPOS DTD 01/27/2012 0.550% 01/28/2013	78009NDT0	25,000,000.00	A-1+	P-1	01/25/12	01/27/12	25,000,000.00	0.55	118,020.83	25,000,000.00	25,012,262.50
SVENSKA HANDELSBANKEN NY CERT DEPOS DTD 11/01/2012 0.235% 02/01/2013	86958CLR3	50,000,000.00	A-1+	P-1	10/31/12	11/01/12	50,000,638.51	0.23	9,791.67	50,000,430.50	49,998,509.00
COMMONWEALTH OF AUSTRALIA NY CERT DEPOS DTD 08/28/2012 0.300% 02/28/2013	20271EJG5	25,000,000.00	A-1+	P-1	08/27/12	08/28/12	25,000,000.00	0.30	19,791.67	25,000,000.00	25,001,910.00
CBA AUSTRALIA CERT DEPOS DTD 10/04/2012 0.230% 03/27/2013	20271EJL4	25,000,000.00	A-1+	P-1	10/02/12	10/04/12	25,000,000.00	0.23	9,263.89	25,000,000.00	24,995,141.25



Managed Account Detail of Securities Held

For the Month Ending **November 30, 2012**

SAN BERNARDINO COUNTY - 76990800

Security Type/Description Dated Date/Coupon/Maturity	CUSIP	Par	S&P Rating	Moody's Rating	Trade Date	Settle Date	Original Cost	YTM at Cost	Accrued Interest	Amortized Cost	Market Value
Certificate of Deposit											
WESTPAC BANKING CORP NY CERT DEPOS DTD 11/09/2012 0.220% 05/15/2013	96121TQN1	50,000,000.00	A-1+	P-1	11/08/12	11/09/12	50,000,000.00	0.22	6,722.22	50,000,000.00	49,975,279.50
WESTPAC BANKING CORP NY CERT DEPOS DTD 11/19/2012 0.220% 05/17/2013	96121TQQ4	25,000,000.00	A-1+	P-1	11/15/12	11/19/12	25,000,000.00	0.22	1,833.33	25,000,000.00	24,987,314.75
WESTPAC BANKING CORP NY CERT DEPOS DTD 11/23/2012 0.240% 05/24/2013	96121TQY7	50,000,000.00	A-1+	P-1	11/21/12	11/23/12	50,000,000.00	0.24	2,666.67	50,000,000.00	49,977,442.00
TORONTO DOMINION BANK NY CERT DEPOS DTD 06/20/2012 0.500% 06/21/2013	89112XA62	25,000,000.00	A-1+	P-1	06/19/12	06/20/12	25,000,000.00	0.50	56,944.44	25,000,000.00	25,032,275.00
TORONTO DOMINION BANK NY CERT DEPOS DTD 08/28/2012 0.400% 08/28/2013	89112X2K0	50,000,000.00	A-1+	P-1	08/27/12	08/28/12	50,000,000.00	0.40	52,777.78	50,000,000.00	50,007,810.00
BANK OF NOVA SCOTIA HOUSTON CERT DEPOS DTD 10/15/2012 0.320% 10/16/2013	06417FDU1	25,000,000.00	A-1+	P-1	10/15/12	10/15/12	25,000,000.00	0.32	10,444.44	25,000,000.00	24,982,188.50
TORONTO DOMINION BANK NY CERT DEPOS DTD 11/16/2012 0.330% 11/01/2013	89112WHX8	25,000,000.00	A-1+	P-1	11/15/12	11/16/12	25,000,000.00	0.33	3,437.50	25,000,000.00	24,982,022.75
Security Type Sub-Total		800,000,000.00					800,000,638.51	0.30	913,958.33	800,000,430.50	799,968,143.75
Managed Account Sub-Total		4,040,845,000.00					4,069,508,794.28	0.50	8,979,595.73	4,054,702,462.09	4,064,097,920.26
Securities Sub-Total		\$4,040,845,000.00					\$4,069,508,794.28	0.50%	\$8,979,595.73	\$4,054,702,462.09	\$4,064,097,920.26
Accrued Interest											\$8,979,595.73
Total Investments											\$4,073,077,515.99

Bolded items are forward settling trades.



Managed Account Fair Market Value & Analytics

For the Month Ending **November 30, 2012**

SAN BERNARDINO COUNTY - 76990800

Security Type/Description	Dated Date/Coupon/Maturity	CUSIP	Par	Broker	Next Call Date	Market Price	Market Value	Unreal G/L On Cost	Unreal G/L Amort Cost	Effective Duration	Duration to Worst at Mkt	YTM
U.S. Treasury Bond / Note												
US TREASURY NOTES	DTD 12/31/2010 0.625% 12/31/2012	912828PW4	50,000,000.00	JPMCHASE		100.03	50,015,600.00	(3,931.25)	(2,710.50)	0.08	0.08	0.25
US TREASURY NOTES	DTD 01/15/2010 1.375% 01/15/2013	912828MG2	25,000,000.00	DEUTSCHE		100.15	25,037,100.00	(265,634.38)	18,898.00	0.13	0.13	0.19
US TREASURY NOTES	DTD 03/15/2010 1.375% 03/15/2013	912828MT4	25,000,000.00	CITIGRP		100.35	25,087,900.00	(222,646.88)	46,835.00	0.29	0.29	0.16
US TREASURY NOTES	DTD 06/15/2010 1.125% 06/15/2013	912828NH9	25,000,000.00	DEUTSCHE		100.52	25,128,900.00	11,712.50	100,181.75	0.54	0.54	0.17
US TREASURY NOTES	DTD 06/15/2010 1.125% 06/15/2013	912828NH9	25,000,000.00	BK AMER		100.52	25,128,900.00	19,525.00	102,058.75	0.54	0.54	0.17
US TREASURY NOTES	DTD 07/15/2010 1.000% 07/15/2013	912828NN6	25,000,000.00	GOLDMAN		100.52	25,128,900.00	100,579.69	121,079.50	0.62	0.62	0.17
US TREASURY NOTES	DTD 07/15/2010 1.000% 07/15/2013	912828NN6	25,000,000.00	JPMCHASE		100.52	25,128,900.00	128,900.00	128,900.00	0.62	0.62	0.17
US TREASURY NOTES	DTD 02/15/2011 1.250% 02/15/2014	912828OH6	50,000,000.00	MORGANST		101.22	50,611,350.00	(152,321.88)	41,593.00	1.20	1.20	0.24
US TREASURY NOTES	DTD 06/30/2009 2.625% 06/30/2014	912828KY5	50,000,000.00	MORGANST		103.73	51,865,250.00	(599,593.75)	150,913.50	1.54	1.54	0.26
US TREASURY NOTES	DTD 07/02/2012 0.250% 06/30/2014	912828TA8	50,000,000.00	DIRECT		100.01	50,005,850.00	17,568.75	17,468.50	1.58	1.58	0.24
US TREASURY N/B	DTD 07/31/2012 0.125% 07/31/2014	912828TF7	25,000,000.00	BARCLAYS		99.80	24,949,225.00	13,678.12	10,772.00	1.66	1.66	0.25
US TREASURY N/B	DTD 08/15/2012 0.250% 08/15/2015	912828TK6	50,000,000.00	GOLDMAN		99.84	49,921,900.00	162,134.37	139,734.00	2.70	2.70	0.31
US TREASURY NOTES	DTD 10/15/2012 0.250% 10/15/2015	912828TT7	25,000,000.00	MORGANST		99.80	24,951,171.88	66,406.25	61,874.88	2.86	2.86	0.32
US TREASURY NOTES	DTD 01/31/2011 2.000% 01/31/2016	912828PS3	25,000,000.00	CITIGRP		105.16	26,289,050.00	40,026.56	79,185.00	3.06	3.06	0.36
US TREASURY NOTES	DTD 08/01/2011 1.500% 07/31/2016	912828OX1	25,000,000.00	BARCLAYS		103.94	25,984,375.00	96,679.69	124,425.25	3.56	3.56	0.42
US TREASURY N/B	DTD 01/03/2012 0.875% 12/31/2016	912828RX0	50,000,000.00	BARCLAYS		101.62	50,808,593.75	593,750.00	628,753.75	4.00	4.00	0.47
US TREASURY N/B	DTD 01/03/2012 0.875% 12/31/2016	912828RX0	50,000,000.00	JPMCHASE		101.62	50,808,593.75	605,468.75	638,461.25	4.00	4.00	0.47



Managed Account Fair Market Value & Analytics

For the Month Ending **November 30, 2012**

SAN BERNARDINO COUNTY - 76990800

Security Type/Description Dated Date/Coupon/Maturity	CUSIP	Par	Broker	Next Call Date	Market Price	Market Value	Unreal G/L On Cost	Unreal G/L Amort Cost	Effective Duration	Duration to Worst at Mkt	YTM
Security Type Sub-Total		600,000,000.00				606,851,559.38	612,301.54	2,408,423.63	1.84	1.84	0.29
U.S. Treasury Bill											
US TREASURY BILL -- 0.000% 12/20/2012	9127956X4	50,000,000.00	MORGANST		100.00	49,998,250.00	11,520.83	1,021.00	0.05	0.05	0.06
Security Type Sub-Total		50,000,000.00				49,998,250.00	11,520.83	1,021.00	0.05	0.05	0.06
Repurchase Agreement											
GOLDMAN SACHS & CO REPO AGRMT DTD 09/07/2012 0.140% 12/03/2012	RE0936600	100,000,000.00	GOLDMAN		100.00	99,999,012.00	(988.00)	(988.00)	0.01	0.01	0.26
GOLDMAN SACHS & CO REPO AGRMT DTD 11/30/2012 0.220% 12/03/2012	RE0961087	100,000,000.00	GOLDMAN		100.00	99,999,680.00	(320.00)	(320.00)	0.01	0.01	0.26
Security Type Sub-Total		200,000,000.00				199,998,692.00	(1,308.00)	(1,308.00)	0.01	0.01	0.26
Money Market Fund											
FEDERATED PRIME OBLIGATION MUTUAL	60934N203	1,000,000.00			1.00	1,000,000.00	0.00	0.00	0.00	0.00	0.06
FEDERATED GOVT OBLIGATIONS FUND	60934N104	1,000,000.00			1.00	1,000,000.00	0.00	0.00	0.00	0.00	0.06
FIDELITY GOV'T MM FUND 57	316175108	3,000,000.00			1.00	3,000,000.00	0.00	0.00	0.00	0.00	0.06
GOLDMAN FS GOVERNMENT MM FUND	38141W273	30,000,000.00			1.00	30,000,000.00	0.00	0.00	0.00	0.00	0.06
Security Type Sub-Total		35,000,000.00				35,000,000.00	0.00	0.00	0.00	0.00	0.06
Federal Agency Bond / Note											
FHLB BONDS DTD 11/04/2009 1.750% 12/14/2012	3133XVNT4	25,000,000.00	BARCLAYS		100.05	25,011,600.00	(204,650.00)	8,978.50	0.04	0.04	0.55
FHLB BONDS DTD 11/04/2009 1.750% 12/14/2012	3133XVNT4	25,000,000.00	GILFORD		100.05	25,011,600.00	(27,900.00)	11,117.75	0.04	0.04	0.55
FHLB BONDS DTD 11/04/2009 1.750% 12/14/2012	3133XVNT4	25,000,000.00	BARCLAYS		100.05	25,011,600.00	(553,650.00)	1,685.75	0.04	0.04	0.55
FFCB BONDS DTD 12/24/2009 1.625% 12/24/2012	31331JAB9	25,000,000.00	DIRECT		100.08	25,021,050.00	91,050.00	22,572.75	0.07	0.07	0.36
FHLMC NOTES (FLOATING) DTD 01/10/2011 0.350% 01/10/2013	3134G1U69	25,000,000.00	STIFEL		100.02	25,004,700.00	(5,500.00)	3,251.00	0.00	0.11	0.17



Managed Account Fair Market Value & Analytics

For the Month Ending **November 30, 2012**

SAN BERNARDINO COUNTY - 76990800

Security Type/Description	Dated Date/Coupon/Maturity	CUSIP	Par	Broker	Next Call Date	Market Price	Market Value	Unreal G/L On Cost	Unreal G/L Amort Cost	Effective Duration	Duration to Worst at Mkt	YTM
Federal Agency Bond / Note												
FHLMC NOTES (FLOATING)	DTD 01/10/2011 0.350% 01/10/2013	3134G1U69	50,000,000.00	UBS AG		100.02	50,009,400.00	29,600.00	13,865.00	0.00	0.11	0.17
FFCB NOTES (FLOATING)	DTD 01/14/2011 0.330% 01/14/2013	31331J7K3	50,000,000.00	UBS AG		100.02	50,009,350.00	21,850.00	11,763.50	0.00	0.13	0.17
FHLB GLOBAL NOTES	DTD 12/10/2009 1.500% 01/16/2013	3133XW7L7	25,000,000.00	MORGANST		100.16	25,039,375.00	(374,875.00)	14,799.25	0.13	0.13	0.27
FHLMC NOTES (FLOATING)	DTD 01/24/2011 0.330% 01/24/2013	3134G1X90	25,000,000.00	UBS AG		100.02	25,005,825.00	23,475.00	6,111.00	0.00	0.15	0.17
FNMA GLOBAL BENCHMRK NOTES (EX-CALLABLE)	DTD 02/18/2003 4.750% 02/21/2013	31359MOV8	20,000,000.00	CSFB		100.98	20,196,080.00	(1,334,720.00)	28,007.20	0.22	0.22	0.38
FFCB BONDS	DTD 01/15/2010 1.750% 02/21/2013	31331JBV4	25,000,000.00	GILFORD		100.32	25,079,500.00	44,250.00	76,857.00	0.22	0.22	0.33
FNMA GLOBAL BENCHMRK NOTES (EX-CALLABLE)	DTD 02/18/2003 4.750% 02/21/2013	31359MOV8	25,000,000.00	OPPENHIE		100.98	25,245,100.00	(1,809,275.00)	33,804.50	0.22	0.22	0.38
FHLMC NOTES	DTD 02/04/2011 0.750% 03/28/2013	3137EACS6	25,000,000.00	BARCLAYS		100.18	25,045,475.00	163,725.00	63,569.75	0.33	0.33	0.19
FHLB BONDS (FLOATING)	DTD 10/13/2011 0.360% 04/12/2013	313375ZY6	25,000,000.00	UBS AG		100.07	25,016,575.00	19,075.00	17,569.75	0.00	0.37	0.18
FFCB BONDS	DTD 04/15/2010 1.875% 04/15/2013	31331JKS1	25,000,000.00	JPMCHASE		100.62	25,155,225.00	37,125.00	140,186.50	0.37	0.37	0.22
FFCB NOTES	DTD 05/23/2011 0.600% 05/23/2013	31331KLR9	24,850,000.00	1ST TENN		100.18	24,894,208.15	(21,892.85)	24,588.08	0.48	0.48	0.23
FHLMC FLOATING NOTES	DTD 06/17/2011 0.158% 06/17/2013	3134G2MJ8	50,000,000.00	BARCLAYS		100.05	50,023,150.00	73,745.00	42,915.00	0.08	0.55	0.07
FNMA GLOBAL NOTES	DTD 05/21/2010 1.500% 06/26/2013	31398AT44	25,000,000.00	DEUTSCHE		100.74	25,185,425.00	(122,325.00)	111,668.00	0.57	0.57	0.20
FHLB NOTES	DTD 11/08/2010 0.500% 06/26/2013	313371PM2	40,565,000.00	MORGANST		100.17	40,632,784.12	556,998.02	182,394.44	0.57	0.57	0.21
FHLB NOTES	DTD 06/29/2012 0.250% 07/01/2013	313379YO6	25,000,000.00	JPMCHASE		100.02	25,005,775.00	14,225.00	10,679.25	0.58	0.58	0.21
FHLMC GLOBAL REFERENCE NOTES	DTD 07/18/2003 4.500% 07/15/2013	3134A4TZ7	25,000,000.00	BARCLAYS		102.67	25,666,875.00	(1,299,625.00)	65,846.75	0.61	0.61	0.23



Managed Account Fair Market Value & Analytics

For the Month Ending **November 30, 2012**

SAN BERNARDINO COUNTY - 76990800

Security Type/Description	Dated Date/Coupon/Maturity	CUSIP	Par	Broker	Next Call Date	Market Price	Market Value	Unreal G/L On Cost	Unreal G/L Amort Cost	Effective Duration	Duration to Worst at Mkt	YTM
Federal Agency Bond / Note												
FNMA GLOBAL NOTES (EX-CALLABLE)	DTD 07/14/2003 4.375% 07/17/2013	31359MSL8	13,500,000.00	GILFORD		102.56	13,845,978.00	(761,292.00)	62,905.14	0.62	0.62	0.30
FNMA GLOBAL NOTES (EX-CALLABLE)	DTD 07/14/2003 4.375% 07/17/2013	31359MSL8	19,950,000.00	BARCLAYS		102.56	20,461,278.60	(1,148,561.40)	88,936.70	0.62	0.62	0.30
FNMA NOTES	DTD 06/17/2011 0.500% 08/09/2013	3135G0BR3	12,500,000.00	CSFB		100.20	12,524,737.50	47,612.50	32,302.25	0.69	0.69	0.21
FNMA NOTES	DTD 06/17/2011 0.500% 08/09/2013	3135G0BR3	12,500,000.00	CSFB		100.20	12,524,737.50	45,612.50	31,640.62	0.69	0.69	0.21
FNMA NOTES	DTD 07/09/2010 1.250% 08/20/2013	31398AX31	50,000,000.00	JPMCHASE		100.72	50,359,950.00	35,950.00	267,728.00	0.72	0.72	0.25
FHLMC NOTES (FLOATING)	DTD 09/01/2011 0.390% 09/03/2013	3134G2B50	25,000,000.00	UBS PW		100.14	25,036,175.00	48,925.00	36,997.25	0.00	0.76	0.20
FHLMC NOTES (FLOATING)	DTD 09/12/2011 0.370% 09/12/2013	3134G2K43	25,000,000.00	UBS AG		100.13	25,033,250.00	51,000.00	36,179.00	0.00	0.78	0.21
FHLMC NOTES (FLOATING)	DTD 09/12/2011 0.370% 09/12/2013	3134G2K43	25,000,000.00	JPMCHASE		100.13	25,033,250.00	46,750.00	36,837.50	0.00	0.78	0.21
FHLB NOTES TAP ISSUE	DTD 08/09/2010 1.000% 09/13/2013	313370LB2	25,000,000.00	USBPJ		100.61	25,153,400.00	(41,850.00)	99,853.00	0.78	0.78	0.22
FHLB NOTES TAP ISSUE	DTD 08/09/2010 1.000% 09/13/2013	313370LB2	25,000,000.00	CSFB		100.61	25,153,400.00	(108,350.00)	81,274.25	0.78	0.78	0.22
FHLB NOTES TAP ISSUE	DTD 08/09/2010 1.000% 09/13/2013	313370LB2	25,000,000.00	RBC CAP		100.61	25,153,400.00	(108,375.00)	81,267.50	0.78	0.78	0.22
FHLB NOTES TAP ISSUE	DTD 08/09/2010 1.000% 09/13/2013	313370LB2	25,000,000.00	BARCLAYS		100.61	25,153,400.00	(108,380.25)	81,266.00	0.78	0.78	0.22
FHLB NOTES TAP ISSUE	DTD 08/09/2010 1.000% 09/13/2013	313370LB2	25,000,000.00	CSFB		100.61	25,153,400.00	(6,075.00)	109,002.75	0.78	0.78	0.22
FNMA NOTES (EX-CALLABLE)	DTD 09/17/2010 1.125% 09/17/2013	31398A3L4	1,980,000.00	CITIGRP		100.66	1,993,016.52	13,115.52	13,042.95	0.79	0.79	0.30
FNMA NOTES (EX-CALLABLE)	DTD 09/17/2010 1.125% 09/17/2013	31398A3L4	12,500,000.00	JPMCHASE		100.66	12,582,175.00	82,425.00	82,240.87	0.79	0.79	0.30
FNMA NOTES (EX-CALLABLE)	DTD 09/17/2010 1.125% 09/17/2013	31398A3L4	12,500,000.00	JPMCHASE		100.66	12,582,175.00	82,425.00	82,240.87	0.79	0.79	0.30
FHLMC GLOBAL REFERENCE NOTES	DTD 08/20/2008 4.125% 09/27/2013	3137EABS7	25,000,000.00	UBS AG		103.21	25,802,325.00	(1,415,175.00)	149,772.50	0.81	0.81	0.23



Managed Account Fair Market Value & Analytics

For the Month Ending **November 30, 2012**

SAN BERNARDINO COUNTY - 76990800

Security Type/Description	Dated Date/Coupon/Maturity	CUSIP	Par	Broker	Next Call Date	Market Price	Market Value	Unreal G/L On Cost	Unreal G/L Amort Cost	Effective Duration	Duration to Worst at Mkt	YTM
Federal Agency Bond / Note												
FHLMC GLOBAL REFERENCE NOTES	DTD 08/20/2008 4.125% 09/27/2013	3137EABS7	25,000,000.00	UBS AG		103.21	25,802,325.00	(1,383,175.00)	155,247.75	0.81	0.81	0.23
FNMA NOTES	DTD 08/02/2010 1.125% 09/30/2013	31398A2M3	25,000,000.00	BARCLAYS		100.75	25,188,450.00	147,200.00	177,113.50	0.83	0.83	0.22
FNMA NOTES (EX-CALLABLE)	DTD 10/08/2010 1.125% 10/08/2013	31398A4H2	25,000,000.00	DEUTSCHE		100.77	25,193,525.00	193,525.00	193,525.00	0.85	0.85	0.22
FHLMC NOTES	DTD 08/20/2010 0.875% 10/28/2013	3137EACL1	25,000,000.00	CSFB		100.60	25,149,850.00	246,174.25	177,920.25	0.91	0.91	0.22
FHLB NOTES	DTD 11/09/2010 0.500% 12/13/2013	313371PU4	845,000.00	RBC CAP		100.18	846,522.69	19,352.19	7,748.26	1.03	1.03	0.33
FHLB NOTES	DTD 11/09/2010 0.500% 12/13/2013	313371PU4	18,610,000.00	RBC CAP		100.18	18,643,535.22	426,206.22	170,645.14	1.03	1.03	0.33
FNMA NOTES	DTD 11/01/2010 0.750% 12/18/2013	31398A5W8	5,545,000.00	RBC CAP		100.58	5,577,016.83	97,170.58	57,194.57	1.04	1.04	0.20
FNMA NOTES	DTD 11/01/2010 0.750% 12/18/2013	31398A5W8	25,000,000.00	CITIGRP		100.58	25,144,350.00	326,350.00	206,734.25	1.04	1.04	0.20
FHLMC NOTES	DTD 01/06/2011 1.375% 02/25/2014	3137EACR8	25,000,000.00	MORGANST		101.39	25,346,475.00	393,725.00	365,789.00	1.22	1.22	0.25
FNMA GLOBAL NOTES	DTD 05/15/2009 2.500% 05/15/2014	31398AXJ6	25,000,000.00	BARCLAYS		103.23	25,807,950.00	(344,550.00)	133,259.50	1.44	1.44	0.28
FHLMC NOTES	DTD 06/02/2011 1.000% 07/30/2014	3137EACU1	25,000,000.00	BARCLAYS		101.22	25,304,675.00	284,175.00	293,708.75	1.65	1.65	0.27
FFCB NOTES (FLOAT)	DTD 08/01/2012 0.300% 08/01/2014	3133EAB49	50,000,000.00	JPMCHASE		100.09	50,044,000.00	44,000.00	44,000.00	0.00	1.67	0.25
FREDDIE MAC GLOBAL NOTES	DTD 07/26/2011 1.000% 08/20/2014	3134G2UA8	25,000,000.00	MORGANST		101.18	25,295,675.00	140,925.00	197,628.25	1.70	1.70	0.31
FREDDIE MAC GLOBAL NOTES	DTD 07/26/2011 1.000% 08/20/2014	3134G2UA8	25,000,000.00	MORGANST		101.18	25,295,675.00	(325.00)	62,607.75	1.70	1.70	0.31
FREDDIE MAC GLOBAL NOTES	DTD 07/26/2011 1.000% 08/20/2014	3134G2UA8	25,000,000.00	CSFB		101.18	25,295,675.00	(36,825.00)	715.75	1.70	1.70	0.31
FREDDIE MAC GLOBAL NOTES	DTD 07/26/2011 1.000% 08/20/2014	3134G2UA8	25,000,000.00	MIZUHO		101.18	25,295,675.00	(37,075.00)	494.00	1.70	1.70	0.31
FREDDIE MAC GLOBAL NOTES	DTD 08/05/2011 0.750% 09/22/2014	3134G2WG3	55,000,000.00	BARCLAYS		100.82	55,449,790.00	367,290.00	399,576.65	1.80	1.80	0.30



Managed Account Fair Market Value & Analytics

For the Month Ending **November 30, 2012**

SAN BERNARDINO COUNTY - 76990800

Security Type/Description Dated Date/Coupon/Maturity	CUSIP	Par	Broker	Next Call Date	Market Price	Market Value	Unreal G/L On Cost	Unreal G/L Amort Cost	Effective Duration	Duration to Worst at Mkt	YTM
Federal Agency Bond / Note											
FANNIE MAE GLOBAL NOTES DTD 09/27/2011 0.625% 10/30/2014	3135G0DW0	25,000,000.00	CSFB		100.61	25,153,000.00	185,500.00	174,957.50	1.90	1.90	0.30
FHLMC NOTES DTD 12/03/2012 0.320% 12/03/2014	3134G32E9	25,000,000.00	JPMCHASE		99.98	24,994,750.00	(5,250.00)	(5,250.00)	1.99	1.99	0.33
FHLMC NOTES DTD 12/03/2012 0.320% 12/03/2014	3134G32E9	50,000,000.00	JPMCHASE		99.98	49,989,500.00	(10,500.00)	(10,500.00)	1.99	1.99	0.33
FHLMC NOTES DTD 08/27/2012 0.350% 12/05/2014	3134G3H78	25,000,000.00	MIZUHO		100.04	25,009,500.00	18,250.00	17,535.75	2.00	2.00	0.33
FHLMC NOTES DTD 08/27/2012 0.350% 12/05/2014	3134G3H78	50,000,000.00	BARCLAYS		100.04	50,019,000.00	38,500.00	36,907.00	2.00	2.00	0.33
FHLMC NOTES DTD 12/16/2011 0.625% 12/29/2014	3137EADA4	25,000,000.00	BARCLAYS		100.63	25,158,500.00	28,500.00	65,092.75	2.06	2.06	0.32
FFCB NOTES DTD 05/01/2012 0.500% 05/01/2015	3133EANJ3	25,000,000.00	MORGANST		100.38	25,094,050.00	129,775.00	122,899.25	2.40	2.40	0.34
FNMA NOTES (CALLABLE) DTD 08/07/2012 0.500% 08/07/2015	3135G0NG4	50,000,000.00	JPMCHASE	08/07/13	99.99	49,997,150.00	(2,350.00)	(2,402.50)	1.85	2.66	0.50
FHLMC NOTES (CALLABLE) DTD 09/25/2012 0.500% 09/25/2015	3134G3L24	15,000,000.00	JPMCHASE	09/25/13	100.13	15,019,050.00	19,050.00	19,050.00	2.23	0.82	0.45
FHLMC NOTES (CALLABLE) DTD 09/25/2012 0.500% 09/25/2015	3134G3L24	15,000,000.00	UBS AG	09/25/13	100.13	15,019,050.00	19,050.00	19,050.00	2.23	0.82	0.45
FHLMC NOTES (CALLABLE) DTD 09/25/2012 0.500% 09/25/2015	3134G3L24	20,000,000.00	CSFB	09/25/13	100.13	20,025,400.00	25,400.00	25,400.00	2.23	0.82	0.45
FNMA NOTES DTD 01/18/2011 2.250% 03/15/2016	3135G0AL7	50,000,000.00	CANTFITZ		105.81	52,902,750.00	21,250.00	577,553.50	3.17	3.17	0.47
FNMA NOTES DTD 01/18/2011 2.250% 03/15/2016	3135G0AL7	50,000,000.00	CANTFITZ		105.81	52,902,750.00	21,250.00	577,553.50	3.17	3.17	0.47
FANNIE MAE GLOBAL NOTES DTD 07/20/2012 0.875% 08/28/2017	3135G0MZ3	50,000,000.00	MORGANST		101.07	50,533,100.00	487,100.00	488,906.50	4.63	4.63	0.65
Security Type Sub-Total		1,875,845,000.00				1,892,315,435.13	(6,063,869.72)	7,016,379.49	1.11	1.19	0.30

Commercial Paper



Managed Account Fair Market Value & Analytics

For the Month Ending **November 30, 2012**

SAN BERNARDINO COUNTY - 76990800

Security Type/Description Dated Date/Coupon/Maturity	CUSIP	Par	Broker	Next Call Date	Market Price	Market Value	Unreal G/L On Cost	Unreal G/L Amort Cost	Effective Duration	Duration to Worst at Mkt	YTM
Commercial Paper											
NORDEA NORTH AMERICA INC COMM PAPER -- 0.000% 12/03/2012	6555P0M30	20,000,000.00	CREDITAG		100.00	19,999,760.00	10,843.33	(6.60)	0.01	0.01	0.14
GENERAL ELECTRIC CO COMM PAPER -- 0.000% 12/03/2012	36960LM36	25,000,000.00	GE CO		100.00	24,999,800.00	3,202.78	(5.50)	0.01	0.01	0.10
US BANK NA COMM PAPER -- 0.000% 12/03/2012	9033E0M37	35,000,000.00	US BANK		100.00	34,999,580.00	(186.67)	(264.60)	0.01	0.01	0.14
NORDEA NORTH AMERICA INC COMM PAPER -- 0.000% 12/03/2012	6555P0M30	50,000,000.00	CREDITAG		100.00	49,999,400.00	27,108.33	(16.50)	0.01	0.01	0.14
BANK OF NOVA SCOTIA NY COMM PAPER -- 0.000% 12/03/2012	06416JM34	50,000,000.00	BNS		100.00	49,999,500.00	0.00	(166.50)	0.01	0.01	0.12
BANK OF NOVA SCOTIA NY COMM PAPER -- 0.000% 12/03/2012	06416JM34	50,000,000.00	BNS		100.00	49,999,500.00	0.00	(166.50)	0.01	0.01	0.12
US BANK NA COMM PAPER -- 0.000% 12/03/2012	9033E0M37	50,000,000.00	US BANK		100.00	49,999,400.00	(266.67)	(378.00)	0.01	0.01	0.14
US BANK NA COMM PAPER -- 0.000% 12/03/2012	9033E0M37	50,000,000.00	US BANK		100.00	49,999,400.00	(266.67)	(378.00)	0.01	0.01	0.14
GENERAL ELECTRIC CO COMM PAPER -- 0.000% 12/07/2012	36960LM77	50,000,000.00	GE CO		100.00	49,999,050.00	675.00	133.50	0.02	0.02	0.10
TOYOTA MOTOR CREDIT CORP COMM PAPER -- 0.000% 01/25/2013	89233GNR3	50,000,000.00	TOYOTA		99.97	49,987,400.00	9,094.44	4,205.50	0.15	0.15	0.16
BANK OF NOVA SCOTIA NY COMM PAPER -- 0.000% 02/01/2013	06416JP15	50,000,000.00	BNS		99.97	49,983,050.00	12,772.22	272.00	0.17	0.17	0.19
Security Type Sub-Total		480,000,000.00				479,965,840.00	62,976.09	3,228.80	0.04	0.04	0.14

Certificate of Deposit											
CBA NY CERT DEPOS DTD 06/07/2012 0.380% 12/07/2012	20271EJA8	25,000,000.00	ICAP		100.00	25,000,727.50	727.50	727.50	0.02	0.02	0.23
ROYAL BANK OF CANADA NY CERT DEPOS DTD 12/12/2011 0.660% 12/12/2012	78009NCK0	50,000,000.00	RBC CAP		100.01	50,007,140.00	7,140.00	7,140.00	0.03	0.03	0.23



Managed Account Fair Market Value & Analytics

For the Month Ending **November 30, 2012**

SAN BERNARDINO COUNTY - 76990800

Security Type/Description Dated Date/Coupon/Maturity	CUSIP	Par	Broker	Next Call Date	Market Price	Market Value	Unreal G/L On Cost	Unreal G/L Amort Cost	Effective Duration	Duration to Worst at Mkt	YTM
Certificate of Deposit											
BANK OF MONTREAL CHICAGO CERT DEPOS DTD 11/20/2012 0.210% 12/20/2012	06366XGN6	25,000,000.00	CITIGRP		100.00	24,999,722.00	(278.00)	(278.00)	0.05	0.05	0.23
BANK OF MONTREAL CHICAGO CERT DEPOS DTD 09/18/2012 0.170% 12/21/2012	06366V3U8	50,000,000.00	MORGANST		100.00	49,998,248.00	(1,752.00)	(1,752.00)	0.06	0.06	0.23
BANK OF MONTREAL CHICAGO CERT DEPOS DTD 11/14/2012 0.190% 12/21/2012	06366XFB3	50,000,000.00	MORGANST		100.00	49,998,833.00	(1,167.00)	(1,167.00)	0.06	0.06	0.23
BANK OF MONTREAL CHICAGO CERT DEPOS DTD 11/15/2012 0.200% 12/21/2012	06366XFS6	50,000,000.00	MORGANST		100.00	49,999,124.50	(875.50)	(875.50)	0.06	0.06	0.23
SVENSKA HANDELSBANKEN NY CERT DEPOS DTD 10/01/2012 0.215% 01/02/2013	86958CJR6	50,000,000.00	RBC CAP		100.00	49,999,215.00	(785.00)	(785.00)	0.09	0.09	0.23
SVENSKA HANDELSBANKEN NY CERT DEPOS DTD 11/01/2012 0.205% 01/02/2013	86958CLT9	50,000,000.00	UBS AG		100.00	49,998,758.50	(1,241.50)	(1,241.50)	0.09	0.09	0.23
ROYAL BANK OF CANADA NY CERT DEPOS DTD 01/10/2012 0.650% 01/10/2013	78009NDH6	25,000,000.00	RBC CAP		100.05	25,011,705.00	11,705.00	11,705.00	0.11	0.11	0.24
CBA AUSTRALIA CERT DEPOS DTD 07/30/2012 0.280% 01/25/2013	20271EJD2	50,000,000.00	ICAP		100.01	50,002,515.00	2,515.00	2,515.00	0.15	0.15	0.25
ROYAL BANK OF CANADA NY CERT DEPOS DTD 01/27/2012 0.550% 01/28/2013	78009NDT0	25,000,000.00	RBC CAP		100.05	25,012,262.50	12,262.50	12,262.50	0.16	0.16	0.25
SVENSKA HANDELSBANKEN NY CERT DEPOS DTD 11/01/2012 0.235% 02/01/2013	86958CLR3	50,000,000.00	BARCLAYS		100.00	49,998,509.00	(2,129.51)	(1,921.50)	0.17	0.17	0.25
COMMONWEALTH OF AUSTRALIA NY CERT DEPOS DTD 08/28/2012 0.300% 02/28/2013	20271EJG5	25,000,000.00	ICAP		100.01	25,001,910.00	1,910.00	1,910.00	0.25	0.25	0.27
CBA AUSTRALIA CERT DEPOS DTD 10/04/2012 0.230% 03/27/2013	20271EJL4	25,000,000.00	ICAP		99.98	24,995,141.25	(4,858.75)	(4,858.75)	0.32	0.32	0.29
WESTPAC BANKING CORP NY CERT DEPOS DTD 11/09/2012 0.220% 05/15/2013	96121TQN1	50,000,000.00	RBC CAP		99.95	49,975,279.50	(24,720.50)	(24,720.50)	0.45	0.45	0.33



Managed Account Fair Market Value & Analytics

For the Month Ending **November 30, 2012**

SAN BERNARDINO COUNTY - 76990800

Security Type/Description	Dated Date/Coupon/Maturity	CUSIP	Par	Broker	Next Call Date	Market Price	Market Value	Unreal G/L On Cost	Unreal G/L Amort Cost	Effective Duration	Duration to Worst at Mkt	YTM
Certificate of Deposit												
WESTPAC BANKING CORP NY CERT DEPOS DTD 11/19/2012 0.220% 05/17/2013		96121TOO4	25,000,000.00	ICAP		99.95	24,987,314.75	(12,685.25)	(12,685.25)	0.46	0.46	0.33
WESTPAC BANKING CORP NY CERT DEPOS DTD 11/23/2012 0.240% 05/24/2013		96121TQY7	50,000,000.00	ICAP		99.95	49,977,442.00	(22,558.00)	(22,558.00)	0.48	0.48	0.33
TORONTO DOMINION BANK NY CERT DEPOS DTD 06/20/2012 0.500% 06/21/2013		89112XA62	25,000,000.00	TOR DOM		100.13	25,032,275.00	32,275.00	32,275.00	0.55	0.55	0.27
TORONTO DOMINION BANK NY CERT DEPOS DTD 08/28/2012 0.400% 08/28/2013		89112X2K0	50,000,000.00	TOR DOM		100.02	50,007,810.00	7,810.00	7,810.00	0.74	0.74	0.38
BANK OF NOVA SCOTIA HOUSTON CERT DEPOS DTD 10/15/2012 0.320% 10/16/2013		06417FDU1	25,000,000.00	BNS		99.93	24,982,188.50	(17,811.50)	(17,811.50)	0.87	0.87	0.40
TORONTO DOMINION BANK NY CERT DEPOS DTD 11/16/2012 0.330% 11/01/2013		89112WHX8	25,000,000.00	TOR DOM		99.93	24,982,022.75	(17,977.25)	(17,977.25)	0.92	0.92	0.41
Security Type Sub-Total			800,000,000.00				799,968,143.75	(32,494.76)	(32,286.75)	0.26	0.26	0.27
Managed Account Sub-Total			4,040,845,000.00				4,064,097,920.26	(5,410,874.02)	9,395,458.17	0.85	0.89	0.27
Securities Sub-Total			\$4,040,845,000.00				\$4,064,097,920.26	(\$5,410,874.02)	\$9,395,458.17	0.85	0.89	0.27%
Accrued Interest							\$8,979,595.73					
Total Investments							\$4,073,077,515.99					

Bolded items are forward settling trades.



Managed Account Security Transactions & Interest

For the Month Ending **November 30, 2012**

SAN BERNARDINO COUNTY - 76990800

Transaction Type		Security Description	CUSIP	Par	Principal Proceeds	Accrued Interest	Total	Realized G/L Cost	Realized G/L Amort Cost	Sale Method
Trade	Settle									
BUY										
10/31/12	11/01/12	SVENSKA HANDELSBANKEN NY CERT DEPOS DTD 11/01/2012 0.235% 02/01/2013	86958CLR3	50,000,000.00	(50,000,638.51)	0.00	(50,000,638.51)			
11/01/12	11/01/12	US BANK NA COMM PAPER -- 0.000% 11/02/2012	9033E0L20	30,000,000.00	(29,999,941.67)	0.00	(29,999,941.67)			
11/01/12	11/01/12	GOLDMAN SACHS & CO REPO AGRMT DTD 11/01/2012 0.240% 11/02/2012	RE0937574	100,000,000.00	(100,000,000.00)	0.00	(100,000,000.00)			
11/01/12	11/01/12	GOLDMAN FS GOVERNMENT MM FUND	38141W273	50,000,000.00	(50,000,000.00)	0.00	(50,000,000.00)			
11/01/12	11/01/12	RABOBANK USA FIN CORP COMM PAPER -- 0.000% 11/02/2012	74977KL23	50,000,000.00	(49,999,805.56)	0.00	(49,999,805.56)			
11/01/12	11/01/12	RABOBANK USA FIN CORP COMM PAPER -- 0.000% 11/02/2012	74977KL23	50,000,000.00	(49,999,805.56)	0.00	(49,999,805.56)			
11/01/12	11/01/12	RABOBANK USA FIN CORP COMM PAPER -- 0.000% 11/02/2012	74977KL23	50,000,000.00	(49,999,805.56)	0.00	(49,999,805.56)			
11/01/12	11/01/12	RABOBANK USA FIN CORP COMM PAPER -- 0.000% 11/02/2012	74977KL23	1,000,000.00	(999,996.11)	0.00	(999,996.11)			
11/01/12	11/02/12	US TREASURY N/B DTD 07/31/2012 0.125% 07/31/2014	912828TF7	25,000,000.00	(24,935,546.88)	(7,982.34)	(24,943,529.22)			
11/01/12	11/02/12	SVENSKA HANDELSBANKEN NY CERT DEPOS DTD 11/01/2012 0.205% 01/02/2013	86958CLT9	50,000,000.00	(50,000,000.00)	0.00	(50,000,000.00)			
11/02/12	11/02/12	RABOBANK USA FIN CORP COMM PAPER -- 0.000% 11/05/2012	74977KL56	50,000,000.00	(49,999,416.67)	0.00	(49,999,416.67)			
11/02/12	11/02/12	RABOBANK USA FIN CORP COMM PAPER -- 0.000% 11/05/2012	74977KL56	4,000,000.00	(3,999,953.33)	0.00	(3,999,953.33)			
11/02/12	11/02/12	RABOBANK USA FIN CORP COMM PAPER -- 0.000% 11/05/2012	74977KL56	50,000,000.00	(49,999,416.67)	0.00	(49,999,416.67)			



Managed Account Security Transactions & Interest

For the Month Ending **November 30, 2012**

SAN BERNARDINO COUNTY - 76990800

Transaction Type		Security Description	CUSIP	Par	Principal Proceeds	Accrued Interest	Total	Realized G/L Cost	Realized G/L Amort Cost	Sale Method
Trade	Settle									
BUY										
11/02/12	11/02/12	RABOBANK USA FIN CORP COMM PAPER -- 0.000% 11/05/2012	74977KL56	50,000,000.00	(49,999,416.67)	0.00	(49,999,416.67)			
11/02/12	11/02/12	GOLDMAN SACHS & CO REPO AGRMT DTD 11/02/2012 0.230% 11/05/2012	RE0937582	100,000,000.00	(100,000,000.00)	0.00	(100,000,000.00)			
11/05/12	11/05/12	GOLDMAN SACHS & CO REPO AGRMT DTD 11/05/2012 0.200% 11/06/2012	RE0937590	100,000,000.00	(100,000,000.00)	0.00	(100,000,000.00)			
11/05/12	11/05/12	RABOBANK USA FIN CORP COMM PAPER -- 0.000% 11/06/2012	74977KL64	50,000,000.00	(49,999,805.56)	0.00	(49,999,805.56)			
11/05/12	11/05/12	RABOBANK USA FIN CORP COMM PAPER -- 0.000% 11/06/2012	74977KL64	50,000,000.00	(49,999,805.56)	0.00	(49,999,805.56)			
11/05/12	11/05/12	RABOBANK USA FIN CORP COMM PAPER -- 0.000% 11/06/2012	74977KL64	46,000,000.00	(45,999,821.11)	0.00	(45,999,821.11)			
11/06/12	11/06/12	RABOBANK USA FIN CORP COMM PAPER -- 0.000% 11/07/2012	74977KL72	50,000,000.00	(49,999,805.56)	0.00	(49,999,805.56)			
11/06/12	11/06/12	RABOBANK USA FIN CORP COMM PAPER -- 0.000% 11/07/2012	74977KL72	50,000,000.00	(49,999,805.56)	0.00	(49,999,805.56)			
11/06/12	11/06/12	RABOBANK USA FIN CORP COMM PAPER -- 0.000% 11/07/2012	74977KL72	1,000,000.00	(999,996.11)	0.00	(999,996.11)			
11/06/12	11/06/12	GOLDMAN SACHS & CO REPO AGRMT DTD 11/06/2012 0.180% 11/07/2012	RE0937608	100,000,000.00	(100,000,000.00)	0.00	(100,000,000.00)			
11/06/12	11/06/12	US BANK NA COMM PAPER -- 0.000% 11/07/2012	9033E0L79	50,000,000.00	(49,999,861.11)	0.00	(49,999,861.11)			
11/07/12	11/07/12	US BANK NA COMM PAPER -- 0.000% 11/08/2012	9033E0L87	50,000,000.00	(49,999,861.11)	0.00	(49,999,861.11)			
11/07/12	11/07/12	US BANK NA COMM PAPER -- 0.000% 11/08/2012	9033E0L87	11,000,000.00	(10,999,969.44)	0.00	(10,999,969.44)			



Managed Account Security Transactions & Interest

For the Month Ending **November 30, 2012**

SAN BERNARDINO COUNTY - 76990800

Transaction Type		Security Description	CUSIP	Par	Principal Proceeds	Accrued Interest	Total	Realized G/L Cost	Realized G/L Amort Cost	Sale Method
Trade	Settle									
BUY										
11/07/12	11/07/12	GOLDMAN SACHS & CO REPO AGRMT DTD 11/07/2012 0.170% 11/08/2012	RE0937616	100,000,000.00	(100,000,000.00)	0.00	(100,000,000.00)			
11/07/12	11/07/12	RABOBANK USA FIN CORP COMM PAPER -- 0.000% 11/08/2012	74977KL80	50,000,000.00	(49,999,805.56)	0.00	(49,999,805.56)			
11/07/12	11/07/12	RABOBANK USA FIN CORP COMM PAPER -- 0.000% 11/08/2012	74977KL80	50,000,000.00	(49,999,805.56)	0.00	(49,999,805.56)			
11/08/12	11/08/12	RABOBANK USA FIN CORP COMM PAPER -- 0.000% 11/09/2012	74977KL98	50,000,000.00	(49,999,819.44)	0.00	(49,999,819.44)			
11/08/12	11/08/12	RABOBANK USA FIN CORP COMM PAPER -- 0.000% 11/09/2012	74977KL98	50,000,000.00	(49,999,819.44)	0.00	(49,999,819.44)			
11/08/12	11/08/12	GOLDMAN SACHS & CO REPO AGRMT DTD 11/08/2012 0.180% 11/09/2012	RE0937624	100,000,000.00	(100,000,000.00)	0.00	(100,000,000.00)			
11/08/12	11/08/12	US BANK NA COMM PAPER -- 0.000% 11/09/2012	9033E0L95	50,000,000.00	(49,999,861.11)	0.00	(49,999,861.11)			
11/08/12	11/08/12	US BANK NA COMM PAPER -- 0.000% 11/09/2012	9033E0L95	10,000,000.00	(9,999,972.22)	0.00	(9,999,972.22)			
11/08/12	11/09/12	WESTPAC BANKING CORP NY CERT DEPOS DTD 11/09/2012 0.220% 05/15/2013	96121TQN1	50,000,000.00	(50,000,000.00)	0.00	(50,000,000.00)			
11/09/12	11/09/12	RABOBANK USA FIN CORP COMM PAPER -- 0.000% 11/13/2012	74977KLD9	50,000,000.00	(49,999,277.78)	0.00	(49,999,277.78)			
11/09/12	11/09/12	RABOBANK USA FIN CORP COMM PAPER -- 0.000% 11/13/2012	74977KLD9	50,000,000.00	(49,999,277.78)	0.00	(49,999,277.78)			
11/09/12	11/09/12	RABOBANK USA FIN CORP COMM PAPER -- 0.000% 11/13/2012	74977KLD9	50,000,000.00	(49,999,277.78)	0.00	(49,999,277.78)			



Managed Account Security Transactions & Interest

For the Month Ending **November 30, 2012**

SAN BERNARDINO COUNTY - 76990800

Transaction Type		Security Description	CUSIP	Par	Principal Proceeds	Accrued Interest	Total	Realized G/L Cost	Realized G/L Amort Cost	Sale Method
Trade	Settle									
BUY										
11/09/12	11/09/12	RABOBANK USA FIN CORP COMM PAPER -- 0.000% 11/13/2012	74977KLD9	10,000,000.00	(9,999,855.56)	0.00	(9,999,855.56)			
11/09/12	11/09/12	GOLDMAN SACHS & CO REPO AGRMT DTD 11/09/2012 0.200% 11/13/2012	RE0937640	100,000,000.00	(100,000,000.00)	0.00	(100,000,000.00)			
11/13/12	11/13/12	GOLDMAN SACHS & CO REPO AGRMT DTD 11/13/2012 0.190% 11/14/2012	RE0937657	100,000,000.00	(100,000,000.00)	0.00	(100,000,000.00)			
11/13/12	11/13/12	US BANK NA COMM PAPER -- 0.000% 11/14/2012	9033E0LE4	50,000,000.00	(49,999,861.11)	0.00	(49,999,861.11)			
11/13/12	11/13/12	US BANK NA COMM PAPER -- 0.000% 11/14/2012	9033E0LE4	12,000,000.00	(11,999,966.67)	0.00	(11,999,966.67)			
11/13/12	11/13/12	RABOBANK USA FIN CORP COMM PAPER -- 0.000% 11/14/2012	74977KLE7	50,000,000.00	(49,999,819.44)	0.00	(49,999,819.44)			
11/13/12	11/13/12	RABOBANK USA FIN CORP COMM PAPER -- 0.000% 11/14/2012	74977KLE7	50,000,000.00	(49,999,819.44)	0.00	(49,999,819.44)			
11/13/12	11/14/12	BANK OF MONTREAL CHICAGO CERT DEPOS DTD 11/14/2012 0.190% 12/21/2012	06366XFB3	50,000,000.00	(50,000,000.00)	0.00	(50,000,000.00)			
11/14/12	11/14/12	RABOBANK USA FIN CORP COMM PAPER -- 0.000% 11/15/2012	74977KLF4	50,000,000.00	(49,999,819.44)	0.00	(49,999,819.44)			
11/14/12	11/14/12	RABOBANK USA FIN CORP COMM PAPER -- 0.000% 11/15/2012	74977KLF4	50,000,000.00	(49,999,819.44)	0.00	(49,999,819.44)			
11/14/12	11/14/12	US BANK NA COMM PAPER -- 0.000% 11/15/2012	9033E0LF1	28,000,000.00	(27,999,937.78)	0.00	(27,999,937.78)			
11/14/12	11/14/12	GOLDMAN SACHS & CO REPO AGRMT DTD 11/14/2012 0.210% 11/15/2012	RE0937681	100,000,000.00	(100,000,000.00)	0.00	(100,000,000.00)			
11/14/12	11/15/12	TOYOTA MOTOR CREDIT CORP COMM PAPER -- 0.000% 01/25/2013	89233GNR3	50,000,000.00	(49,978,305.56)	0.00	(49,978,305.56)			



Managed Account Security Transactions & Interest

For the Month Ending **November 30, 2012**

SAN BERNARDINO COUNTY - 76990800

Transaction Type		Security Description	CUSIP	Par	Principal Proceeds	Accrued Interest	Total	Realized G/L Cost	Realized G/L Amort Cost	Sale Method
Trade	Settle									
BUY										
11/15/12	11/15/12	GOLDMAN SACHS & CO REPO AGRMT DTD 11/15/2012 0.210% 11/16/2012	RE0937707	100,000,000.00	(100,000,000.00)	0.00	(100,000,000.00)			
11/15/12	11/15/12	RABOBANK USA FIN CORP COMM PAPER -- 0.000% 11/16/2012	74977KLG2	50,000,000.00	(49,999,819.44)	0.00	(49,999,819.44)			
11/15/12	11/15/12	RABOBANK USA FIN CORP COMM PAPER -- 0.000% 11/16/2012	74977KLG2	50,000,000.00	(49,999,819.44)	0.00	(49,999,819.44)			
11/15/12	11/15/12	RABOBANK USA FIN CORP COMM PAPER -- 0.000% 11/16/2012	74977KLG2	5,000,000.00	(4,999,981.94)	0.00	(4,999,981.94)			
11/15/12	11/15/12	BANK OF MONTREAL CHICAGO CERT DEPOS DTD 11/15/2012 0.200% 12/21/2012	06366XFS6	50,000,000.00	(50,000,000.00)	0.00	(50,000,000.00)			
11/15/12	11/16/12	TORONTO DOMINION BANK NY CERT DEPOS DTD 11/16/2012 0.330% 11/01/2013	89112WHX8	25,000,000.00	(25,000,000.00)	0.00	(25,000,000.00)			
11/15/12	11/19/12	WESTPAC BANKING CORP NY CERT DEPOS DTD 11/19/2012 0.220% 05/17/2013	96121TOO4	25,000,000.00	(25,000,000.00)	0.00	(25,000,000.00)			
11/16/12	11/16/12	RABOBANK USA FIN CORP COMM PAPER -- 0.000% 11/19/2012	74977KLG3	50,000,000.00	(49,999,458.33)	0.00	(49,999,458.33)			
11/16/12	11/16/12	RABOBANK USA FIN CORP COMM PAPER -- 0.000% 11/19/2012	74977KLG3	50,000,000.00	(49,999,458.33)	0.00	(49,999,458.33)			
11/16/12	11/16/12	US BANK NA COMM PAPER -- 0.000% 11/19/2012	9033E0LK0	50,000,000.00	(49,999,666.67)	0.00	(49,999,666.67)			
11/16/12	11/16/12	US BANK NA COMM PAPER -- 0.000% 11/19/2012	9033E0LK0	7,000,000.00	(6,999,953.33)	0.00	(6,999,953.33)			
11/16/12	11/16/12	GOLDMAN SACHS & CO REPO AGRMT DTD 11/16/2012 0.190% 11/19/2012	RE0937723	100,000,000.00	(100,000,000.00)	0.00	(100,000,000.00)			
11/19/12	11/19/12	US BANK NA COMM PAPER -- 0.000% 11/20/2012	9033E0LL8	50,000,000.00	(49,999,888.89)	0.00	(49,999,888.89)			



Managed Account Security Transactions & Interest

For the Month Ending **November 30, 2012**

SAN BERNARDINO COUNTY - 76990800

Transaction Type		Security Description	CUSIP	Par	Principal Proceeds	Accrued Interest	Total	Realized G/L Cost	Realized G/L Amort Cost	Sale Method
Trade	Settle									
BUY										
11/19/12	11/19/12	US BANK NA COMM PAPER -- 0.000% 11/20/2012	9033E0LL8	30,000,000.00	(29,999,933.33)	0.00	(29,999,933.33)			
11/19/12	11/19/12	GOLDMAN SACHS & CO REPO AGRMT DTD 11/19/2012 0.160% 11/20/2012	RE0937731	100,000,000.00	(100,000,000.00)	0.00	(100,000,000.00)			
11/19/12	11/19/12	RABOBANK USA FIN CORP COMM PAPER -- 0.000% 11/20/2012	74977KLL1	50,000,000.00	(49,999,847.22)	0.00	(49,999,847.22)			
11/19/12	11/19/12	RABOBANK USA FIN CORP COMM PAPER -- 0.000% 11/20/2012	74977KLL1	50,000,000.00	(49,999,847.22)	0.00	(49,999,847.22)			
11/19/12	11/19/12	BANK OF NOVA SCOTIA NY COMM PAPER -- 0.000% 11/20/2012	06416JLL5	17,000,000.00	(16,999,943.33)	0.00	(16,999,943.33)			
11/20/12	11/20/12	BANK OF MONTREAL CHICAGO CERT DEPOS DTD 11/20/2012 0.210% 12/20/2012	06366XGN6	25,000,000.00	(25,000,000.00)	0.00	(25,000,000.00)			
11/20/12	11/20/12	RABOBANK USA FIN CORP COMM PAPER -- 0.000% 11/21/2012	74977KLM9	50,000,000.00	(49,999,847.22)	0.00	(49,999,847.22)			
11/20/12	11/20/12	RABOBANK USA FIN CORP COMM PAPER -- 0.000% 11/21/2012	74977KLM9	50,000,000.00	(49,999,847.22)	0.00	(49,999,847.22)			
11/20/12	11/20/12	GOLDMAN SACHS & CO REPO AGRMT DTD 11/20/2012 0.170% 11/21/2012	RE0937749	100,000,000.00	(100,000,000.00)	0.00	(100,000,000.00)			
11/20/12	11/20/12	US BANK NA COMM PAPER -- 0.000% 11/21/2012	9033E0LM6	50,000,000.00	(49,999,888.89)	0.00	(49,999,888.89)			
11/20/12	11/20/12	US BANK NA COMM PAPER -- 0.000% 11/21/2012	9033E0LM6	48,000,000.00	(47,999,893.33)	0.00	(47,999,893.33)			
11/21/12	11/21/12	US BANK NA COMM PAPER -- 0.000% 11/26/2012	9033E0LS3	45,000,000.00	(44,999,500.00)	0.00	(44,999,500.00)			
11/21/12	11/21/12	US BANK NA COMM PAPER -- 0.000% 11/26/2012	9033E0LS3	50,000,000.00	(49,999,444.44)	0.00	(49,999,444.44)			
11/21/12	11/21/12	GOLDMAN SACHS & CO REPO AGRMT DTD 11/21/2012 0.180% 11/23/2012	RE0960972	100,000,000.00	(100,000,000.00)	0.00	(100,000,000.00)			



Managed Account Security Transactions & Interest

For the Month Ending **November 30, 2012**

SAN BERNARDINO COUNTY - 76990800

Transaction Type		Security Description	CUSIP	Par	Principal Proceeds	Accrued Interest	Total	Realized G/L Cost	Realized G/L Amort Cost	Sale Method
Trade	Settle									
BUY										
11/21/12	11/21/12	RABOBANK USA FIN CORP COMM PAPER -- 0.000% 11/23/2012	74977KLP2	25,000,000.00	(24,999,847.22)	0.00	(24,999,847.22)			
11/21/12	11/21/12	RABOBANK USA FIN CORP COMM PAPER -- 0.000% 11/23/2012	74977KLP2	50,000,000.00	(49,999,694.44)	0.00	(49,999,694.44)			
11/21/12	11/21/12	BANK OF NOVA SCOTIA NY COMM PAPER -- 0.000% 11/23/2012	06416JLP6	50,000,000.00	(49,999,666.67)	0.00	(49,999,666.67)			
11/21/12	11/23/12	WESTPAC BANKING CORP NY CERT DEPOS DTD 11/23/2012 0.240% 05/24/2013	96121TOY7	50,000,000.00	(50,000,000.00)	0.00	(50,000,000.00)			
11/23/12	11/23/12	GOLDMAN SACHS & CO REPO AGRMT DTD 11/23/2012 0.200% 11/26/2012	RE0858283	100,000,000.00	(100,000,000.00)	0.00	(100,000,000.00)			
11/23/12	11/23/12	RABOBANK USA FIN CORP COMM PAPER -- 0.000% 11/26/2012	74977KLS6	50,000,000.00	(49,999,541.67)	0.00	(49,999,541.67)			
11/23/12	11/23/12	RABOBANK USA FIN CORP COMM PAPER -- 0.000% 11/26/2012	74977KLS6	25,000,000.00	(24,999,770.83)	0.00	(24,999,770.83)			
11/23/12	11/26/12	US TREASURY NOTES DTD 07/02/2012 0.250% 06/30/2014	912828TA8	50,000,000.00	(49,988,281.25)	(50,611.41)	(50,038,892.66)			
11/26/12	11/26/12	RABOBANK USA FIN CORP COMM PAPER -- 0.000% 11/27/2012	74977KLT4	50,000,000.00	(49,999,861.11)	0.00	(49,999,861.11)			
11/26/12	11/26/12	RABOBANK USA FIN CORP COMM PAPER -- 0.000% 11/27/2012	74977KLT4	25,000,000.00	(24,999,930.56)	0.00	(24,999,930.56)			
11/26/12	11/26/12	US BANK NA COMM PAPER -- 0.000% 11/27/2012	9033E0LT1	50,000,000.00	(49,999,888.89)	0.00	(49,999,888.89)			
11/26/12	11/26/12	US BANK NA COMM PAPER -- 0.000% 11/27/2012	9033E0LT1	27,000,000.00	(26,999,940.00)	0.00	(26,999,940.00)			
11/26/12	11/26/12	GOLDMAN SACHS & CO REPO AGRMT DTD 11/26/2012 0.220% 11/27/2012	RE0961020	100,000,000.00	(100,000,000.00)	0.00	(100,000,000.00)			



Managed Account Security Transactions & Interest

For the Month Ending **November 30, 2012**

SAN BERNARDINO COUNTY - 76990800

Transaction Type	Trade	Settle	Security Description	CUSIP	Par	Principal Proceeds	Accrued Interest	Total	Realized G/L Cost	Realized G/L Amort Cost	Sale Method
BUY											
	11/27/12	11/27/12	GOLDMAN SACHS & CO REPO AGRMT DTD 11/27/2012 0.170% 11/28/2012	RE0961038	100,000,000.00	(100,000,000.00)	0.00	(100,000,000.00)			
	11/27/12	11/27/12	US BANK NA COMM PAPER -- 0.000% 11/28/2012	9033E0LU8	50,000,000.00	(49,999,888.89)	0.00	(49,999,888.89)			
	11/27/12	11/27/12	RABOBANK USA FIN CORP COMM PAPER -- 0.000% 11/28/2012	74977KLU1	50,000,000.00	(49,999,819.44)	0.00	(49,999,819.44)			
	11/27/12	11/27/12	RABOBANK USA FIN CORP COMM PAPER -- 0.000% 11/28/2012	74977KLU1	25,000,000.00	(24,999,909.72)	0.00	(24,999,909.72)			
	11/27/12	11/27/12	BANK OF NOVA SCOTIA NY COMM PAPER -- 0.000% 11/28/2012	06416JLU5	50,000,000.00	(49,999,819.44)	0.00	(49,999,819.44)			
	11/27/12	11/27/12	BANK OF NOVA SCOTIA NY COMM PAPER -- 0.000% 11/28/2012	06416JLU5	25,000,000.00	(24,999,909.72)	0.00	(24,999,909.72)			
	11/28/12	11/28/12	BANK OF NOVA SCOTIA NY COMM PAPER -- 0.000% 11/29/2012	06416JLV3	50,000,000.00	(49,999,833.33)	0.00	(49,999,833.33)			
	11/28/12	11/28/12	BANK OF NOVA SCOTIA NY COMM PAPER -- 0.000% 11/29/2012	06416JLV3	28,000,000.00	(27,999,906.67)	0.00	(27,999,906.67)			
	11/28/12	11/28/12	GENERAL ELECTRIC CO COMM PAPER -- 0.000% 12/07/2012	36960LM77	50,000,000.00	(49,998,375.00)	0.00	(49,998,375.00)			
	11/28/12	11/28/12	RABOBANK USA FIN CORP COMM PAPER -- 0.000% 11/29/2012	74977KLV9	50,000,000.00	(49,999,819.44)	0.00	(49,999,819.44)			
	11/28/12	11/28/12	RABOBANK USA FIN CORP COMM PAPER -- 0.000% 11/29/2012	74977KLV9	50,000,000.00	(49,999,819.44)	0.00	(49,999,819.44)			
	11/28/12	11/28/12	US BANK NA COMM PAPER -- 0.000% 11/29/2012	9033E0LV6	50,000,000.00	(49,999,861.11)	0.00	(49,999,861.11)			
	11/28/12	11/28/12	US BANK NA COMM PAPER -- 0.000% 11/29/2012	9033E0LV6	50,000,000.00	(49,999,861.11)	0.00	(49,999,861.11)			



Managed Account Security Transactions & Interest

For the Month Ending **November 30, 2012**

SAN BERNARDINO COUNTY - 76990800

Transaction Type		Security Description	CUSIP	Par	Principal Proceeds	Accrued Interest	Total	Realized G/L Cost	Realized G/L Amort Cost	Sale Method
Trade	Settle									
BUY										
11/28/12	11/28/12	GOLDMAN SACHS & CO REPO AGRMT DTD 11/28/2012 0.160% 11/29/2012	RE0961053	100,000,000.00	(100,000,000.00)	0.00	(100,000,000.00)			
11/28/12	11/29/12	US TREASURY NOTES DTD 12/31/2010 0.625% 12/31/2012	912828PW4	50,000,000.00	(50,019,531.25)	(129,076.09)	(50,148,607.34)			
11/29/12	11/29/12	BANK OF NOVA SCOTIA NY COMM PAPER -- 0.000% 11/30/2012	06416JLW1	50,000,000.00	(49,999,833.33)	0.00	(49,999,833.33)			
11/29/12	11/29/12	RABOBANK USA FIN CORP COMM PAPER -- 0.000% 11/30/2012	74977KLW7	50,000,000.00	(49,999,819.44)	0.00	(49,999,819.44)			
11/29/12	11/29/12	RABOBANK USA FIN CORP COMM PAPER -- 0.000% 11/30/2012	74977KLW7	30,000,000.00	(29,999,891.67)	0.00	(29,999,891.67)			
11/29/12	11/29/12	US BANK NA COMM PAPER -- 0.000% 11/30/2012	9033E0LW4	50,000,000.00	(49,999,888.89)	0.00	(49,999,888.89)			
11/29/12	11/29/12	US BANK NA COMM PAPER -- 0.000% 11/30/2012	9033E0LW4	50,000,000.00	(49,999,888.89)	0.00	(49,999,888.89)			
11/29/12	11/29/12	GOLDMAN SACHS & CO REPO AGRMT DTD 11/29/2012 0.160% 11/30/2012	RE0961061	100,000,000.00	(100,000,000.00)	0.00	(100,000,000.00)			
11/29/12	12/03/12	FHLMC NOTES DTD 12/03/2012 0.320% 12/03/2014	3134G32E9	50,000,000.00	(50,000,000.00)	0.00	(50,000,000.00)			
11/30/12	11/30/12	BANK OF NOVA SCOTIA NY COMM PAPER -- 0.000% 12/03/2012	06416JM34	50,000,000.00	(49,999,500.00)	0.00	(49,999,500.00)			
11/30/12	11/30/12	BANK OF NOVA SCOTIA NY COMM PAPER -- 0.000% 12/03/2012	06416JM34	50,000,000.00	(49,999,500.00)	0.00	(49,999,500.00)			
11/30/12	11/30/12	US BANK NA COMM PAPER -- 0.000% 12/03/2012	9033E0M37	50,000,000.00	(49,999,666.67)	0.00	(49,999,666.67)			
11/30/12	11/30/12	US BANK NA COMM PAPER -- 0.000% 12/03/2012	9033E0M37	50,000,000.00	(49,999,666.67)	0.00	(49,999,666.67)			
11/30/12	11/30/12	US BANK NA COMM PAPER -- 0.000% 12/03/2012	9033E0M37	35,000,000.00	(34,999,766.67)	0.00	(34,999,766.67)			



Managed Account Security Transactions & Interest

For the Month Ending **November 30, 2012**

SAN BERNARDINO COUNTY - 76990800

Transaction Type	Trade	Settle	Security Description	CUSIP	Par	Principal Proceeds	Accrued Interest	Total	Realized G/L Cost	Realized G/L Amort Cost	Sale Method
BUY											
	11/30/12	11/30/12	GOLDMAN SACHS & CO REPO AGRMT DTD 11/30/2012 0.220% 12/03/2012	RE0961087	100,000,000.00	(100,000,000.00)	0.00	(100,000,000.00)			
	11/30/12	12/03/12	FHLMC NOTES DTD 12/03/2012 0.320% 12/03/2014	3134G32E9	25,000,000.00	(25,000,000.00)	0.00	(25,000,000.00)			
Transaction Type Sub-Total					6,175,000,000.00	(6,174,902,833.42)	(187,669.84)	(6,175,090,503.26)			
INTEREST											
	11/01/12	11/01/12	FFCB NOTES DTD 05/01/2012 0.500% 05/01/2015	3133EANJ3	25,000,000.00	0.00	62,500.00	62,500.00			
	11/01/12	11/01/12	FFCB NOTES (FLOAT) DTD 08/01/2012 0.300% 08/01/2014	3133EAB49	50,000,000.00	0.00	36,319.00	36,319.00			
	11/02/12	11/02/12	FFCB NOTES DTD 11/02/2010 0.400% 11/02/2012	31331JY56	20,000,000.00	0.00	40,000.00	40,000.00			
	11/15/12	11/15/12	FNMA GLOBAL NOTES DTD 05/15/2009 2.500% 05/15/2014	31398AXJ6	25,000,000.00	0.00	312,500.00	312,500.00			
	11/15/12	11/15/12	US TREASURY NOTES DTD 11/16/2009 1.375% 11/15/2012	912828LX6	25,000,000.00	0.00	171,875.00	171,875.00			
	11/17/12	11/17/12	FHLMC FLOATING NOTES DTD 06/17/2011 0.158% 06/17/2013	3134G2MJ8	50,000,000.00	0.00	7,061.11	7,061.11			
	11/23/12	11/23/12	FFCB NOTES DTD 05/23/2011 0.600% 05/23/2013	31331KLR9	24,850,000.00	0.00	74,550.00	74,550.00			
	11/26/12	11/26/12	FHLMC NOTES DTD 10/08/2010 0.515% 11/26/2012	3134G1WT7	18,989,000.00	0.00	48,896.68	48,896.68			
	11/26/12	11/26/12	FHLMC NOTES DTD 10/08/2010 0.515% 11/26/2012	3134G1WT7	8,400,000.00	0.00	21,630.00	21,630.00			
	11/30/12	11/30/12	FHLB NOTES DTD 10/30/2009 1.746% 11/30/2012	3133XVMF5	25,000,000.00	0.00	218,250.00	218,250.00			
	11/30/12	11/30/12	GOLDMAN FS GOVERNMENT MM FUND	38141W273	0.00	0.00	2,272.67	2,272.67			
	11/30/12	11/30/12	FEDERATED GOVT OBLIGATIONS FUND	60934N104	0.00	0.00	16.78	16.78			
	11/30/12	11/30/12	FIDELITY GOV'T MM FUND 57	316175108	0.00	0.00	24.66	24.66			
	11/30/12	11/30/12	FEDERATED PRIME OBLIGATION MUTUAL	60934N203	0.00	0.00	100.15	100.15			



Managed Account Security Transactions & Interest

For the Month Ending **November 30, 2012**

SAN BERNARDINO COUNTY - 76990800

Transaction Type		Security Description	CUSIP	Par	Principal Proceeds	Accrued Interest	Total	Realized G/L Cost	Realized G/L Amort Cost	Sale Method
Trade	Settle									
Transaction Type Sub-Total				272,239,000.00	0.00	995,996.05	995,996.05			
MATURITY										
11/01/12	11/01/12	GOLDMAN SACHS & CO REPO AGRMT DTD 10/31/2012 0.230% 11/01/2012	RE0937368	50,000,000.00	50,000,000.00	319.44	50,000,319.44	0.00	0.00	
11/01/12	11/01/12	US BANK NA COMM PAPER -- 0.000% 11/01/2012	9033E0L12	50,000,000.00	50,000,000.00	0.00	50,000,000.00	69.44	0.00	
11/01/12	11/01/12	GENERAL ELECTRIC CO COMM PAPER -- 0.000% 11/01/2012	36960LL11	50,000,000.00	50,000,000.00	0.00	50,000,000.00	1,625.00	0.00	
11/01/12	11/01/12	NORDEA NORTH AMERICA INC COMM PAPER -- 0.000% 11/01/2012	6555P0L15	50,000,000.00	50,000,000.00	0.00	50,000,000.00	28,416.67	0.00	
11/01/12	11/01/12	WESTPAC BANKING CORP NY CERT DEPOS DTD 05/10/2012 0.300% 11/01/2012	96121TMS4	25,000,000.00	25,000,000.00	36,458.33	25,036,458.33	0.00	0.00	
11/01/12	11/01/12	BANK OF NOVA SCOTIA NY COMM PAPER -- 0.000% 11/01/2012	06416JL19	15,000,000.00	15,000,000.00	0.00	15,000,000.00	704.17	0.00	
11/01/12	11/01/12	BANK OF MONTREAL CHICAGO CERT DEPOS DTD 09/04/2012 0.170% 11/01/2012	06366VV52	50,000,000.00	50,000,000.00	13,694.44	50,013,694.44	0.00	0.00	
11/01/12	11/01/12	BANK OF MONTREAL CHICAGO CERT DEPOS DTD 09/27/2012 0.140% 11/01/2012	06366V5U6	50,000,000.00	50,000,000.00	6,805.56	50,006,805.56	0.00	0.00	
11/01/12	11/01/12	RABOBANK USA FIN CORP COMM PAPER -- 0.000% 11/01/2012	74977KL15	50,000,000.00	50,000,000.00	0.00	50,000,000.00	194.44	0.00	
11/01/12	11/01/12	RABOBANK USA FIN CORP COMM PAPER -- 0.000% 11/01/2012	74977KL15	50,000,000.00	50,000,000.00	0.00	50,000,000.00	194.44	0.00	
11/01/12	11/01/12	RABOBANK USA FIN CORP COMM PAPER -- 0.000% 11/01/2012	74977KL15	50,000,000.00	50,000,000.00	0.00	50,000,000.00	194.44	0.00	
11/01/12	11/01/12	RABOBANK USA FIN CORP COMM PAPER -- 0.000% 11/01/2012	74977KL15	27,000,000.00	27,000,000.00	0.00	27,000,000.00	105.00	0.00	



Managed Account Security Transactions & Interest

For the Month Ending **November 30, 2012**

SAN BERNARDINO COUNTY - 76990800

Transaction Type		Security Description	CUSIP	Par	Principal Proceeds	Accrued Interest	Total	Realized G/L Cost	Realized G/L Amort Cost	Sale Method
Trade	Settle									
MATURITY										
11/02/12	11/02/12	RABOBANK USA FIN CORP COMM PAPER -- 0.000% 11/02/2012	74977KL23	50,000,000.00	50,000,000.00	0.00	50,000,000.00	194.44	0.00	
11/02/12	11/02/12	RABOBANK USA FIN CORP COMM PAPER -- 0.000% 11/02/2012	74977KL23	50,000,000.00	50,000,000.00	0.00	50,000,000.00	194.44	0.00	
11/02/12	11/02/12	RABOBANK USA FIN CORP COMM PAPER -- 0.000% 11/02/2012	74977KL23	1,000,000.00	1,000,000.00	0.00	1,000,000.00	3.89	0.00	
11/02/12	11/02/12	FFCB NOTES DTD 11/02/2010 0.400% 11/02/2012	31331JY56	20,000,000.00	20,000,000.00	0.00	20,000,000.00	95,600.00	0.00	
11/02/12	11/02/12	RABOBANK USA FIN CORP COMM PAPER -- 0.000% 11/02/2012	74977KL23	50,000,000.00	50,000,000.00	0.00	50,000,000.00	194.44	0.00	
11/02/12	11/02/12	US BANK NA COMM PAPER -- 0.000% 11/02/2012	9033E0L20	30,000,000.00	30,000,000.00	0.00	30,000,000.00	58.33	0.00	
11/02/12	11/02/12	GOLDMAN SACHS & CO REPO AGRMT DTD 11/01/2012 0.240% 11/02/2012	RE0937574	100,000,000.00	100,000,000.00	666.67	100,000,666.67	0.00	0.00	
11/05/12	11/05/12	GOLDMAN SACHS & CO REPO AGRMT DTD 11/02/2012 0.230% 11/05/2012	RE0937582	100,000,000.00	100,000,000.00	1,916.67	100,001,916.67	0.00	0.00	
11/05/12	11/05/12	RABOBANK USA FIN CORP COMM PAPER -- 0.000% 11/05/2012	74977KL56	50,000,000.00	50,000,000.00	0.00	50,000,000.00	583.33	0.00	
11/05/12	11/05/12	RABOBANK USA FIN CORP COMM PAPER -- 0.000% 11/05/2012	74977KL56	4,000,000.00	4,000,000.00	0.00	4,000,000.00	46.67	0.00	
11/05/12	11/05/12	RABOBANK USA FIN CORP COMM PAPER -- 0.000% 11/05/2012	74977KL56	50,000,000.00	50,000,000.00	0.00	50,000,000.00	583.33	0.00	
11/05/12	11/05/12	RABOBANK USA FIN CORP COMM PAPER -- 0.000% 11/05/2012	74977KL56	50,000,000.00	50,000,000.00	0.00	50,000,000.00	583.33	0.00	



Managed Account Security Transactions & Interest

For the Month Ending **November 30, 2012**

SAN BERNARDINO COUNTY - 76990800

Transaction Type		Security Description	CUSIP	Par	Principal Proceeds	Accrued Interest	Total	Realized G/L Cost	Realized G/L Amort Cost	Sale Method
Trade	Settle									
MATURITY										
11/06/12	11/06/12	RABOBANK USA FIN CORP COMM PAPER -- 0.000% 11/06/2012	74977KL64	50,000,000.00	50,000,000.00	0.00	50,000,000.00	194.44	0.00	
11/06/12	11/06/12	RABOBANK USA FIN CORP COMM PAPER -- 0.000% 11/06/2012	74977KL64	50,000,000.00	50,000,000.00	0.00	50,000,000.00	194.44	0.00	
11/06/12	11/06/12	RABOBANK USA FIN CORP COMM PAPER -- 0.000% 11/06/2012	74977KL64	46,000,000.00	46,000,000.00	0.00	46,000,000.00	178.89	0.00	
11/06/12	11/06/12	GOLDMAN SACHS & CO REPO AGRMT DTD 11/05/2012 0.200% 11/06/2012	RE0937590	100,000,000.00	100,000,000.00	555.56	100,000,555.56	0.00	0.00	
11/07/12	11/07/12	GOLDMAN SACHS & CO REPO AGRMT DTD 11/06/2012 0.180% 11/07/2012	RE0937608	100,000,000.00	100,000,000.00	500.00	100,000,500.00	0.00	0.00	
11/07/12	11/07/12	US BANK NA COMM PAPER -- 0.000% 11/07/2012	9033E0L79	50,000,000.00	50,000,000.00	0.00	50,000,000.00	138.89	0.00	
11/07/12	11/07/12	GENERAL ELEC CAP CORP COMM PAPER -- 0.000% 11/07/2012	36959HL70	30,000,000.00	30,000,000.00	0.00	30,000,000.00	4,583.33	0.00	
11/07/12	11/07/12	RABOBANK USA FIN CORP COMM PAPER -- 0.000% 11/07/2012	74977KL72	50,000,000.00	50,000,000.00	0.00	50,000,000.00	194.44	0.00	
11/07/12	11/07/12	RABOBANK USA FIN CORP COMM PAPER -- 0.000% 11/07/2012	74977KL72	50,000,000.00	50,000,000.00	0.00	50,000,000.00	194.44	0.00	
11/07/12	11/07/12	RABOBANK USA FIN CORP COMM PAPER -- 0.000% 11/07/2012	74977KL72	1,000,000.00	1,000,000.00	0.00	1,000,000.00	3.89	0.00	
11/08/12	11/08/12	RABOBANK USA FIN CORP COMM PAPER -- 0.000% 11/08/2012	74977KL80	50,000,000.00	50,000,000.00	0.00	50,000,000.00	194.44	0.00	
11/08/12	11/08/12	RABOBANK USA FIN CORP COMM PAPER -- 0.000% 11/08/2012	74977KL80	50,000,000.00	50,000,000.00	0.00	50,000,000.00	194.44	0.00	
11/08/12	11/08/12	US BANK NA COMM PAPER -- 0.000% 11/08/2012	9033E0L87	50,000,000.00	50,000,000.00	0.00	50,000,000.00	138.89	0.00	



Managed Account Security Transactions & Interest

For the Month Ending **November 30, 2012**

SAN BERNARDINO COUNTY - 76990800

Transaction Type		Security Description	CUSIP	Par	Principal Proceeds	Accrued Interest	Total	Realized G/L Cost	Realized G/L Amort Cost	Sale Method
Trade	Settle									
MATURITY										
11/08/12	11/08/12	US BANK NA COMM PAPER -- 0.000% 11/08/2012	9033E0L87	11,000,000.00	11,000,000.00	0.00	11,000,000.00	30.56	0.00	
11/08/12	11/08/12	GOLDMAN SACHS & CO REPO AGRMT DTD 11/07/2012 0.170% 11/08/2012	RE0937616	100,000,000.00	100,000,000.00	472.22	100,000,472.22	0.00	0.00	
11/09/12	11/09/12	US BANK NA COMM PAPER -- 0.000% 11/09/2012	9033E0L95	50,000,000.00	50,000,000.00	0.00	50,000,000.00	138.89	0.00	
11/09/12	11/09/12	US BANK NA COMM PAPER -- 0.000% 11/09/2012	9033E0L95	10,000,000.00	10,000,000.00	0.00	10,000,000.00	27.78	0.00	
11/09/12	11/09/12	GOLDMAN SACHS & CO REPO AGRMT DTD 11/08/2012 0.180% 11/09/2012	RE0937624	100,000,000.00	100,000,000.00	500.00	100,000,500.00	0.00	0.00	
11/09/12	11/09/12	RABOBANK USA FIN CORP COMM PAPER -- 0.000% 11/09/2012	74977KL98	50,000,000.00	50,000,000.00	0.00	50,000,000.00	180.56	0.00	
11/09/12	11/09/12	RABOBANK USA FIN CORP COMM PAPER -- 0.000% 11/09/2012	74977KL98	50,000,000.00	50,000,000.00	0.00	50,000,000.00	180.56	0.00	
11/09/12	11/09/12	GENERAL ELEC CAP CORP COMM PAPER -- 0.000% 11/09/2012	36959HL96	5,000,000.00	5,000,000.00	0.00	5,000,000.00	319.44	0.00	
11/09/12	11/09/12	GENERAL ELEC CAP CORP COMM PAPER -- 0.000% 11/09/2012	36959HL96	50,000,000.00	50,000,000.00	0.00	50,000,000.00	3,194.44	0.00	
11/13/12	11/13/12	RABOBANK USA FIN CORP COMM PAPER -- 0.000% 11/13/2012	74977KLD9	50,000,000.00	50,000,000.00	0.00	50,000,000.00	722.22	0.00	
11/13/12	11/13/12	RABOBANK USA FIN CORP COMM PAPER -- 0.000% 11/13/2012	74977KLD9	50,000,000.00	50,000,000.00	0.00	50,000,000.00	722.22	0.00	
11/13/12	11/13/12	RABOBANK USA FIN CORP COMM PAPER -- 0.000% 11/13/2012	74977KLD9	50,000,000.00	50,000,000.00	0.00	50,000,000.00	722.22	0.00	
11/13/12	11/13/12	RABOBANK USA FIN CORP COMM PAPER -- 0.000% 11/13/2012	74977KLD9	10,000,000.00	10,000,000.00	0.00	10,000,000.00	144.44	0.00	
11/13/12	11/13/12	GOLDMAN SACHS & CO REPO AGRMT DTD 11/09/2012 0.200% 11/13/2012	RE0937640	100,000,000.00	100,000,000.00	2,222.22	100,002,222.22	0.00	0.00	



Managed Account Security Transactions & Interest

For the Month Ending **November 30, 2012**

SAN BERNARDINO COUNTY - 76990800

Transaction Type		Security Description	CUSIP	Par	Principal Proceeds	Accrued Interest	Total	Realized G/L Cost	Realized G/L Amort Cost	Sale Method
Trade	Settle									
MATURITY										
11/14/12	11/14/12	GOLDMAN SACHS & CO REPO AGRMT DTD 11/13/2012 0.190% 11/14/2012	RE0937657	100,000,000.00	100,000,000.00	527.78	100,000,527.78	0.00	0.00	
11/14/12	11/14/12	US BANK NA COMM PAPER -- 0.000% 11/14/2012	9033E0LE4	12,000,000.00	12,000,000.00	0.00	12,000,000.00	33.33	0.00	
11/14/12	11/14/12	US BANK NA COMM PAPER -- 0.000% 11/14/2012	9033E0LE4	50,000,000.00	50,000,000.00	0.00	50,000,000.00	138.89	0.00	
11/14/12	11/14/12	TORONTO DOMINION BANK NY CERT DEPOS DTD 11/14/2011 0.600% 11/14/2012	89112XEY7	50,000,000.00	50,000,000.00	305,000.00	50,305,000.00	0.00	0.00	
11/14/12	11/14/12	RABOBANK USA FIN CORP COMM PAPER -- 0.000% 11/14/2012	74977KLE7	50,000,000.00	50,000,000.00	0.00	50,000,000.00	180.56	0.00	
11/14/12	11/14/12	RABOBANK USA FIN CORP COMM PAPER -- 0.000% 11/14/2012	74977KLE7	50,000,000.00	50,000,000.00	0.00	50,000,000.00	180.56	0.00	
11/15/12	11/15/12	RABOBANK USA FIN CORP COMM PAPER -- 0.000% 11/15/2012	74977KLF4	50,000,000.00	50,000,000.00	0.00	50,000,000.00	180.56	0.00	
11/15/12	11/15/12	RABOBANK USA FIN CORP COMM PAPER -- 0.000% 11/15/2012	74977KLF4	50,000,000.00	50,000,000.00	0.00	50,000,000.00	180.56	0.00	
11/15/12	11/15/12	GENERAL ELEC CAP CORP COMM PAPER -- 0.000% 11/15/2012	36959HLF2	25,000,000.00	25,000,000.00	0.00	25,000,000.00	7,777.78	0.00	
11/15/12	11/15/12	US TREASURY NOTES DTD 11/16/2009 1.375% 11/15/2012	912828LX6	25,000,000.00	25,000,000.00	0.00	25,000,000.00	(28,320.31)	0.00	
11/15/12	11/15/12	US BANK NA COMM PAPER -- 0.000% 11/15/2012	9033E0LF1	28,000,000.00	28,000,000.00	0.00	28,000,000.00	62.22	0.00	
11/15/12	11/15/12	GOLDMAN SACHS & CO REPO AGRMT DTD 11/14/2012 0.210% 11/15/2012	RE0937681	100,000,000.00	100,000,000.00	583.33	100,000,583.33	0.00	0.00	
11/16/12	11/16/12	GOLDMAN SACHS & CO REPO AGRMT DTD 11/15/2012 0.210% 11/16/2012	RE0937707	100,000,000.00	100,000,000.00	583.33	100,000,583.33	0.00	0.00	
11/16/12	11/16/12	TORONTO DOMINION BANK NY CERT DEPOS DTD 10/11/2012 0.170% 11/16/2012	89112WCP0	25,000,000.00	25,000,000.00	4,250.00	25,004,250.00	0.00	0.00	



Managed Account Security Transactions & Interest

For the Month Ending **November 30, 2012**

SAN BERNARDINO COUNTY - 76990800

Transaction Type		Security Description	CUSIP	Par	Principal Proceeds	Accrued Interest	Total	Realized G/L Cost	Realized G/L Amort Cost	Sale Method
Trade	Settle									
MATURITY										
11/16/12	11/16/12	BANK OF NOVA SCOTIA NY COMM PAPER -- 0.000% 11/16/2012	06416JLG6	50,000,000.00	50,000,000.00	0.00	50,000,000.00	9,916.67	0.00	
11/16/12	11/16/12	RABOBANK USA FIN CORP COMM PAPER -- 0.000% 11/16/2012	74977KLG2	50,000,000.00	50,000,000.00	0.00	50,000,000.00	180.56	0.00	
11/16/12	11/16/12	RABOBANK USA FIN CORP COMM PAPER -- 0.000% 11/16/2012	74977KLG2	50,000,000.00	50,000,000.00	0.00	50,000,000.00	180.56	0.00	
11/16/12	11/16/12	RABOBANK USA FIN CORP COMM PAPER -- 0.000% 11/16/2012	74977KLG2	5,000,000.00	5,000,000.00	0.00	5,000,000.00	18.06	0.00	
11/19/12	11/19/12	ROYAL BANK OF CANADA NY CERT DEPOS DTD 11/18/2011 0.690% 11/19/2012	78009NBW5	50,000,000.00	50,000,000.00	351,708.33	50,351,708.33	0.00	0.00	
11/19/12	11/19/12	RABOBANK USA FIN CORP COMM PAPER -- 0.000% 11/19/2012	74977KLG2	50,000,000.00	50,000,000.00	0.00	50,000,000.00	541.67	0.00	
11/19/12	11/19/12	RABOBANK USA FIN CORP COMM PAPER -- 0.000% 11/19/2012	74977KLG2	50,000,000.00	50,000,000.00	0.00	50,000,000.00	541.67	0.00	
11/19/12	11/19/12	US BANK NA COMM PAPER -- 0.000% 11/19/2012	9033E0LK0	50,000,000.00	50,000,000.00	0.00	50,000,000.00	333.33	0.00	
11/19/12	11/19/12	US BANK NA COMM PAPER -- 0.000% 11/19/2012	9033E0LK0	7,000,000.00	7,000,000.00	0.00	7,000,000.00	46.67	0.00	
11/19/12	11/19/12	GOLDMAN SACHS & CO REPO AGRMT DTD 11/16/2012 0.190% 11/19/2012	RE0937723	100,000,000.00	100,000,000.00	1,583.33	100,001,583.33	0.00	0.00	
11/20/12	11/20/12	US BANK NA COMM PAPER -- 0.000% 11/20/2012	9033E0LL8	50,000,000.00	50,000,000.00	0.00	50,000,000.00	111.11	0.00	
11/20/12	11/20/12	US BANK NA COMM PAPER -- 0.000% 11/20/2012	9033E0LL8	30,000,000.00	30,000,000.00	0.00	30,000,000.00	66.67	0.00	
11/20/12	11/20/12	GOLDMAN SACHS & CO REPO AGRMT DTD 11/19/2012 0.160% 11/20/2012	RE0937731	100,000,000.00	100,000,000.00	444.44	100,000,444.44	0.00	0.00	



Managed Account Security Transactions & Interest

For the Month Ending **November 30, 2012**

SAN BERNARDINO COUNTY - 76990800

Transaction Type		Security Description	CUSIP	Par	Principal Proceeds	Accrued Interest	Total	Realized G/L Cost	Realized G/L Amort Cost	Sale Method
Trade	Settle									
MATURITY										
11/20/12	11/20/12	RABOBANK USA FIN CORP COMM PAPER -- 0.000% 11/20/2012	74977KLL1	50,000,000.00	50,000,000.00	0.00	50,000,000.00	152.78	0.00	
11/20/12	11/20/12	RABOBANK USA FIN CORP COMM PAPER -- 0.000% 11/20/2012	74977KLL1	50,000,000.00	50,000,000.00	0.00	50,000,000.00	152.78	0.00	
11/20/12	11/20/12	BANK OF NOVA SCOTIA NY COMM PAPER -- 0.000% 11/20/2012	06416JLL5	17,000,000.00	17,000,000.00	0.00	17,000,000.00	56.67	0.00	
11/21/12	11/21/12	GOLDMAN SACHS & CO REPO AGRMT DTD 11/20/2012 0.170% 11/21/2012	RE0937749	100,000,000.00	100,000,000.00	472.22	100,000,472.22	0.00	0.00	
11/21/12	11/21/12	RABOBANK USA FIN CORP COMM PAPER -- 0.000% 11/21/2012	74977KLM9	50,000,000.00	50,000,000.00	0.00	50,000,000.00	152.78	0.00	
11/21/12	11/21/12	RABOBANK USA FIN CORP COMM PAPER -- 0.000% 11/21/2012	74977KLM9	50,000,000.00	50,000,000.00	0.00	50,000,000.00	152.78	0.00	
11/21/12	11/21/12	US BANK NA COMM PAPER -- 0.000% 11/21/2012	9033E0LM6	50,000,000.00	50,000,000.00	0.00	50,000,000.00	111.11	0.00	
11/21/12	11/21/12	US BANK NA COMM PAPER -- 0.000% 11/21/2012	9033E0LM6	48,000,000.00	48,000,000.00	0.00	48,000,000.00	106.67	0.00	
11/23/12	11/23/12	GOLDMAN SACHS & CO REPO AGRMT DTD 11/21/2012 0.180% 11/23/2012	RE0960972	100,000,000.00	100,000,000.00	1,000.00	100,001,000.00	0.00	0.00	
11/23/12	11/23/12	BANK OF NOVA SCOTIA NY COMM PAPER -- 0.000% 11/23/2012	06416JLP6	50,000,000.00	50,000,000.00	0.00	50,000,000.00	333.33	0.00	
11/23/12	11/23/12	RABOBANK USA FIN CORP COMM PAPER -- 0.000% 11/23/2012	74977KLP2	50,000,000.00	50,000,000.00	0.00	50,000,000.00	305.56	0.00	
11/23/12	11/23/12	RABOBANK USA FIN CORP COMM PAPER -- 0.000% 11/23/2012	74977KLP2	25,000,000.00	25,000,000.00	0.00	25,000,000.00	152.78	0.00	



Managed Account Security Transactions & Interest

For the Month Ending **November 30, 2012**

SAN BERNARDINO COUNTY - 76990800

Transaction Type		Security Description	CUSIP	Par	Principal Proceeds	Accrued Interest	Total	Realized G/L Cost	Realized G/L Amort Cost	Sale Method
Trade	Settle									
MATURITY										
11/26/12	11/26/12	RABOBANK USA FIN CORP COMM PAPER -- 0.000% 11/26/2012	74977KLS6	50,000,000.00	50,000,000.00	0.00	50,000,000.00	458.33	0.00	
11/26/12	11/26/12	RABOBANK USA FIN CORP COMM PAPER -- 0.000% 11/26/2012	74977KLS6	25,000,000.00	25,000,000.00	0.00	25,000,000.00	229.17	0.00	
11/26/12	11/26/12	GOLDMAN SACHS & CO REPO AGRMT DTD 11/23/2012 0.200% 11/26/2012	RE0858283	100,000,000.00	100,000,000.00	1,666.67	100,001,666.67	0.00	0.00	
11/26/12	11/26/12	FHLMC NOTES DTD 10/08/2010 0.515% 11/26/2012	3134G1WT7	8,400,000.00	8,400,000.00	0.00	8,400,000.00	21,588.00	0.00	
11/26/12	11/26/12	FHLMC NOTES DTD 10/08/2010 0.515% 11/26/2012	3134G1WT7	18,989,000.00	18,989,000.00	0.00	18,989,000.00	50,700.63	0.00	
11/26/12	11/26/12	US BANK NA COMM PAPER -- 0.000% 11/26/2012	9033E0LS3	50,000,000.00	50,000,000.00	0.00	50,000,000.00	555.56	0.00	
11/26/12	11/26/12	US BANK NA COMM PAPER -- 0.000% 11/26/2012	9033E0LS3	45,000,000.00	45,000,000.00	0.00	45,000,000.00	500.00	0.00	
11/27/12	11/27/12	US BANK NA COMM PAPER -- 0.000% 11/27/2012	9033E0LT1	50,000,000.00	50,000,000.00	0.00	50,000,000.00	111.11	0.00	
11/27/12	11/27/12	US BANK NA COMM PAPER -- 0.000% 11/27/2012	9033E0LT1	27,000,000.00	27,000,000.00	0.00	27,000,000.00	60.00	0.00	
11/27/12	11/27/12	GOLDMAN SACHS & CO REPO AGRMT DTD 11/26/2012 0.220% 11/27/2012	RE0961020	100,000,000.00	100,000,000.00	611.11	100,000,611.11	0.00	0.00	
11/27/12	11/27/12	RABOBANK USA FIN CORP COMM PAPER -- 0.000% 11/27/2012	74977KLT4	50,000,000.00	50,000,000.00	0.00	50,000,000.00	138.89	0.00	
11/27/12	11/27/12	RABOBANK USA FIN CORP COMM PAPER -- 0.000% 11/27/2012	74977KLT4	25,000,000.00	25,000,000.00	0.00	25,000,000.00	69.44	0.00	
11/28/12	11/28/12	RABOBANK USA FIN CORP COMM PAPER -- 0.000% 11/28/2012	74977KLU1	50,000,000.00	50,000,000.00	0.00	50,000,000.00	180.56	0.00	
11/28/12	11/28/12	RABOBANK USA FIN CORP COMM PAPER -- 0.000% 11/28/2012	74977KLU1	25,000,000.00	25,000,000.00	0.00	25,000,000.00	90.28	0.00	



Managed Account Security Transactions & Interest

For the Month Ending **November 30, 2012**

SAN BERNARDINO COUNTY - 76990800

Transaction Type		Security Description	CUSIP	Par	Principal Proceeds	Accrued Interest	Total	Realized G/L Cost	Realized G/L Amort Cost	Sale Method
Trade	Settle									
MATURITY										
11/28/12	11/28/12	BANK OF NOVA SCOTIA NY COMM PAPER -- 0.000% 11/28/2012	06416JLU5	50,000,000.00	50,000,000.00	0.00	50,000,000.00	180.56	0.00	
11/28/12	11/28/12	BANK OF NOVA SCOTIA NY COMM PAPER -- 0.000% 11/28/2012	06416JLU5	25,000,000.00	25,000,000.00	0.00	25,000,000.00	90.28	0.00	
11/28/12	11/28/12	GOLDMAN SACHS & CO REPO AGRMT DTD 11/27/2012 0.170% 11/28/2012	RE0961038	100,000,000.00	100,000,000.00	472.22	100,000,472.22	0.00	0.00	
11/28/12	11/28/12	US BANK NA COMM PAPER -- 0.000% 11/28/2012	9033E0LU8	50,000,000.00	50,000,000.00	0.00	50,000,000.00	111.11	0.00	
11/29/12	11/29/12	US BANK NA COMM PAPER -- 0.000% 11/29/2012	9033E0LV6	50,000,000.00	50,000,000.00	0.00	50,000,000.00	138.89	0.00	
11/29/12	11/29/12	GOLDMAN SACHS & CO REPO AGRMT DTD 11/28/2012 0.160% 11/29/2012	RE0961053	100,000,000.00	100,000,000.00	444.44	100,000,444.44	0.00	0.00	
11/29/12	11/29/12	US BANK NA COMM PAPER -- 0.000% 11/29/2012	9033E0LV6	50,000,000.00	50,000,000.00	0.00	50,000,000.00	138.89	0.00	
11/29/12	11/29/12	BANK OF NOVA SCOTIA NY COMM PAPER -- 0.000% 11/29/2012	06416JLV3	50,000,000.00	50,000,000.00	0.00	50,000,000.00	166.67	0.00	
11/29/12	11/29/12	BANK OF NOVA SCOTIA NY COMM PAPER -- 0.000% 11/29/2012	06416JLV3	28,000,000.00	28,000,000.00	0.00	28,000,000.00	93.33	0.00	
11/29/12	11/29/12	RABOBANK USA FIN CORP COMM PAPER -- 0.000% 11/29/2012	74977KLV9	50,000,000.00	50,000,000.00	0.00	50,000,000.00	180.56	0.00	
11/29/12	11/29/12	RABOBANK USA FIN CORP COMM PAPER -- 0.000% 11/29/2012	74977KLV9	50,000,000.00	50,000,000.00	0.00	50,000,000.00	180.56	0.00	
11/30/12	11/30/12	RABOBANK USA FIN CORP COMM PAPER -- 0.000% 11/30/2012	74977KLW7	50,000,000.00	50,000,000.00	0.00	50,000,000.00	180.56	0.00	
11/30/12	11/30/12	RABOBANK USA FIN CORP COMM PAPER -- 0.000% 11/30/2012	74977KLW7	30,000,000.00	30,000,000.00	0.00	30,000,000.00	108.33	0.00	



Managed Account Security Transactions & Interest

For the Month Ending **November 30, 2012**

SAN BERNARDINO COUNTY - 76990800

Transaction Type		Security Description	CUSIP	Par	Principal Proceeds	Accrued Interest	Total	Realized G/L Cost	Realized G/L Amort Cost	Sale Method	
Trade	Settle										
MATURITY											
11/30/12	11/30/12	FHLB NOTES DTD 10/30/2009 1.746% 11/30/2012	3133XVMF5	25,000,000.00	25,000,000.00	0.00	25,000,000.00	(481,750.00)	0.00		
11/30/12	11/30/12	BANK OF NOVA SCOTIA NY COMM PAPER -- 0.000% 11/30/2012	06416JLW1	50,000,000.00	50,000,000.00	0.00	50,000,000.00	166.67	0.00		
11/30/12	11/30/12	GOLDMAN SACHS & CO REPO AGRMT DTD 11/29/2012 0.160% 11/30/2012	RE0961061	100,000,000.00	100,000,000.00	444.44	100,000,444.44	0.00	0.00		
11/30/12	11/30/12	US BANK NA COMM PAPER -- 0.000% 11/30/2012	9033E0LW4	50,000,000.00	50,000,000.00	0.00	50,000,000.00	111.11	0.00		
11/30/12	11/30/12	US BANK NA COMM PAPER -- 0.000% 11/30/2012	9033E0LW4	50,000,000.00	50,000,000.00	0.00	50,000,000.00	111.11	0.00		
Transaction Type Sub-Total				6,014,389,000.00	6,014,389,000.00	733,902.75	6,015,122,902.75	(268,941.38)	0.00		
SELL											
11/02/12	11/02/12	GOLDMAN FS GOVERNMENT MM FUND	38141W273	6,000,000.00	6,000,000.00	0.00	6,000,000.00	0.00	0.00	FIFO	
11/02/12	11/02/12	GOLDMAN FS GOVERNMENT MM FUND	38141W273	9,000,000.00	9,000,000.00	0.00	9,000,000.00	0.00	0.00	FIFO	
11/02/12	11/02/12	GOLDMAN FS GOVERNMENT MM FUND	38141W273	35,000,000.00	35,000,000.00	0.00	35,000,000.00	0.00	0.00	FIFO	
11/21/12	11/21/12	GOLDMAN FS GOVERNMENT MM FUND	38141W273	20,000,000.00	20,000,000.00	0.00	20,000,000.00	0.00	0.00	FIFO	
Transaction Type Sub-Total				70,000,000.00	70,000,000.00	0.00	70,000,000.00	0.00	0.00	0.00	
Managed Account Sub-Total					(90,513,833.42)	1,542,228.96	(88,971,604.46)	(268,941.38)	0.00		
Total Security Transactions					(90,513,833.42)	\$1,542,228.96	(88,971,604.46)	(\$268,941.38)	\$0.00		

Bolded items are forward settling trades.