



Customer Service
PO Box 11813
Harrisburg, PA 17108-1813

ACCOUNT STATEMENT

For the Month Ending
June 30, 2010

SAN BERNARDINO COUNTY

Client Management Team

Kenneth Schiebel, CFA

Managing Director
One Keystone Plaza, Suite 300
Harrisburg, PA 17101
717-232-2723
schiebelk@pfm.com

Contents

Cover/Disclosures
Summary Statement
Individual Accounts

Accounts included in Statement

76990800 SAN BERNARDINO COUNTY

SAN BERNARDINO COUNTY
JOHN JOHNSON
172 WEST THIRD STREET
1ST FLOOR
SAN BERNARDINO, CA 92415

Online Access www.pfm.com

Customer Service 1-717-232-2723

**Important Disclosures****Important Disclosures**

This statement is for general information purposes only and is not intended to provide specific advice or recommendations. PFM Asset Management LLC ("PFM") is an investment advisor registered with the Securities and Exchange Commission, and is required to maintain a written disclosure statement of our background and business experience. If you would like to receive a copy of our current disclosure statement, please contact Service Operations at the address below.

Proxy Voting PFM does not normally receive proxies to vote on behalf of its clients. However, it does on occasion receive consent requests. In the event a consent request is received the portfolio manager contacts the client and then proceeds according to their instructions. PFM's Proxy Voting Policy is available upon request by contacting Service Operations at the address below.

Questions About an Account PFM's monthly statement is intended to detail our investment advisory activity as well as the activity of any accounts held by clients in pools that are managed by PFM. The custodian bank maintains the control of assets and executes (i.e., settles) all investment transactions. The custodian statement is the official record of security and cash holdings and transactions. PFM recognizes that clients may use these reports to facilitate record keeping; therefore the custodian bank statement and the PFM statement should be reconciled and differences resolved. Many custodians use a settlement date basis which may result in the need to reconcile due to a timing difference.

Account Control PFM does not have the authority to withdraw funds from or deposit funds to the custodian. Our clients retain responsibility for their internal accounting policies; implementing and enforcing internal controls and generating ledger entries or otherwise recording transactions.

Market Value Generally, PFM's market prices are derived from closing bid prices as of the last business day of the month as supplied by Interactive Data, Bloomberg or Telerate. Where prices are not available from generally recognized sources the securities are priced using a yield-based matrix system to arrive at an estimated market value. Prices that fall between data points are interpolated. Non-negotiable FDIC-insured bank certificates of deposit are priced at par. Although PFM believes the prices to be reliable, the values of the securities do not always represent the prices at which the securities could have been bought or sold. Explanation of the valuation methods for money market and TERM funds is contained in the appropriate fund information statement.

Amortized Cost The original cost of the principal of the security is adjusted for the amount of the periodic reduction of any discount or premium from the purchase date until the date of the report. Discount or premium with respect to short term securities (those with less than one year to maturity at time of issuance) is amortized on a straightline basis. Such discount or premium with respect to longer term securities is amortized using the constant yield basis.

Tax Reporting Cost data and realized gains / losses are provided for informational purposes only. Please review for accuracy and consult your tax advisor to determine the tax consequences of your security transactions. PFM does not report such information to the IRS or other taxing authorities and is not responsible for the accuracy of such information that may be required to be reported to federal, state or other taxing authorities.

Financial Situation In order to better serve you, PFM should be promptly notified of any material change in your investment objective or financial situation.

Callable Securities Securities subject to redemption prior to maturity may be redeemed in whole or in part before maturity, which could affect the yield represented.

Portfolio The securities in this portfolio, including shares of mutual funds, are not guaranteed or otherwise protected by PFM, the FDIC (except for certain non-negotiable certificates of deposit) or any government agency. Investment in securities involves risks, including the possible loss of the amount invested.

Rating Information provided for ratings is based upon a good faith inquiry of selected sources, but its accuracy and completeness cannot be guaranteed. Shares of some money market and TERM funds are marketed through representatives of PFM's wholly owned subsidiary, PFM Fund Distributors, Inc. PFM Fund Distributors, Inc. is registered with the SEC as a broker/dealer and is a member of the Financial Industry Regulatory Authority ("FINRA") and the Municipal Securities Rulemaking Board ("MSRB"). You may reach the FINRA by calling the FINRA Regulator Public Disclosure Hotline at 1-888-289-9999 or at the FINRA Regulation Internet website address www.nasd.com. A brochure describing the FINRA Regulation Public Disclosure Program is also available from the FINRA upon request.

Key Terms and Definitions

Dividends on money market funds consist of interest earned, plus any discount ratably amortized to the date of maturity, plus all realized gains and losses on the sale of securities prior to maturity, less ratably amortization of any premium and all accrued expenses to the fund. Dividends are accrued daily and may be paid either monthly or quarterly. The monthly earnings on this statement represent the estimated dividend accrued for the month for any program that distributes earnings on a quarterly basis. There is no guarantee that the estimated amount will be paid on the actual distribution date.

Current Yield is the net change, exclusive of capital changes and income other than investment income, in the value of a hypothetical fund account with a balance of one share over the seven-day base period including the statement date, expressed as a percentage of the value of one share (normally \$1.00 per share) at the beginning of the seven-day period. This resulting net change in account value is then annualized by multiplying it by 365 and dividing the result by 7. The yields quoted should not be considered a representation of the yield of the fund in the future, since the yield is not fixed.

Average maturity represents the average maturity of all securities and investments of a portfolio, determined by multiplying the par or principal value of each security or investment by its maturity (days or years), summing the products, and dividing the sum by the total principal value of the portfolio. The stated maturity date of mortgage backed or callable securities are used in this statement. However the actual maturity of these securities could vary depending on the level or prepayments on the underlying mortgages or whether a callable security has or is still able to be called.

Monthly distribution yield represents the net change in the value of one share (normally \$1.00 per share) resulting from all dividends declared during the month by a fund expressed as a percentage of the value of one share at the beginning of the month. This resulting net change is then annualized by multiplying it by 365 and dividing it by the number of calendar days in the month.

YTM at Cost The yield to maturity at cost is the expected rate of return, based on the original cost, the annual interest receipts, maturity value and the time period from purchase date to maturity, stated as a percentage.

YTM at Market The yield to maturity at market is the rate of return, based on the current market value, the annual interest receipts, maturity value and the time period from purchase date to maturity, stated as a percentage.

Managed Account A portfolio of investments managed discretely by PFM according to the client's specific investment policy and requirements. The investments are directly owned by the client and held by the client's custodian.

Unsettled Trade A trade which has been executed however the final consummation of the security transaction and payment has not yet taken place.

Please review the detail pages of this statement carefully. If you think your statement is wrong, missing account information, or if you need more information about a transaction, please contact PFM within 60 days of receipt. If you have other concerns or questions regarding your account you should contact a member of your client management team or PFM Service Operations at the address below.

PFM Asset Management LLC
Attn: Service Operations
One Keystone Plaza, Suite 300
N. Front & Market Sts
Harrisburg, PA 17101



Account Statement

For the Month Ending **June 30, 2010**

Consolidated Summary Statement

SAN BERNARDINO COUNTY

Portfolio Summary

Portfolio Holdings	Cash Dividends and Income	Closing Market Value
PFM Managed Account	5,349,662.12	4,072,153,186.21
Cash Balance	0.00	94,860,595.35
Citizens Bank TAGP/FDIC NOW Balance	0.00	100,000,000.00
Total	\$5,349,662.12	\$4,267,013,781.56

Investment Allocation

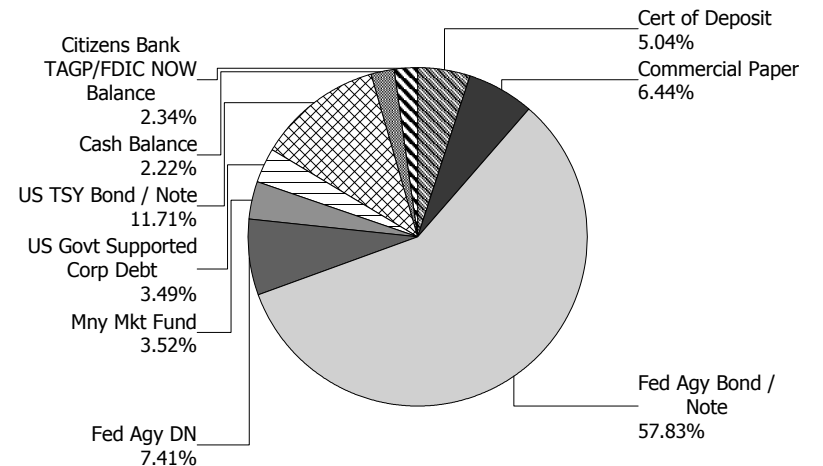
Investment Type	Closing Market Value	Percent
Certificate of Deposit	214,983,223.15	5.04
Commercial Paper	274,956,500.00	6.44
Federal Agency Bond / Note	2,467,326,462.64	57.83
Federal Agency Discount Note	316,210,889.91	7.41
Money Market Fund	150,000,000.00	3.52
U.S. Government Supported Corporate Debt	148,912,005.80	3.49
U.S. Treasury Bond / Note	499,764,104.71	11.71
Cash Balance	94,860,595.35	2.22
Citizens Bank TAGP/FDIC NOW Balance	100,000,000.00	2.34
Total	\$4,267,013,781.56	100.00%

Maturity Distribution

Portfolio Holdings	Closing Market Value	Percent
Under 30 days	965,428,791.25	22.62
31 to 60 days	115,065,297.50	2.70
61 to 90 days	266,331,497.00	6.24
91 to 180 days	369,328,774.48	8.66
181 days to 1 year	1,170,446,034.57	27.43
1 to 2 years	758,810,055.51	17.78
2 to 3 years	621,603,331.25	14.57
3 to 4 years	0.00	0.00
4 to 5 years	0.00	0.00
Over 5 years	0.00	0.00
Total	\$4,267,013,781.56	100.00%

Weighted Average Days to Maturity 319

Sector Allocation





Managed Account Summary Statement

For the Month Ending **June 30, 2010**

SAN BERNARDINO COUNTY - 76990800

Transaction Summary - Managed Account

Opening Market Value	\$4,618,575,388.55
Maturities/Calls	(5,614,236,000.00)
Principal Dispositions	(112,229,492.19)
Principal Acquisitions	5,154,733,329.38
Unsettled Trades	24,961,666.67
Change in Current Value	348,293.80
Closing Market Value	\$4,072,153,186.21

Cash Transactions Summary - Managed Account

Maturities/Calls	5,614,465,422.85
Sale Proceeds	112,395,928.66
Coupon/Interest Income	6,521,445.81
Principal Payments	0.00
Security Purchases	(5,173,060,810.63)
Net Cash Contribution	(560,321,986.69)
Reconciling Transactions	0.00

Earnings Reconciliation (Cash Basis) - Managed Account

Interest/Coupons Received	6,917,305.13
Less Purchased Interest Related to Interest/Coupons	(67,481.25)
Plus Net Realized Gains/Losses	(1,500,161.76)
Total Cash Basis Earnings	\$5,349,662.12

Cash Balance

Closing Cash Balance **\$0.00**

Earnings Reconciliation (Accrual Basis)

	Total
Ending Amortized Value of Securities	4,050,148,907.80
Ending Accrued Interest	18,204,317.97
Plus Proceeds from Sales	112,395,928.66
Plus Proceeds of Maturities/Calls/Principal Payments	5,614,465,422.85
Plus Coupons Received	6,521,445.81
Less Cost of New Purchases	(5,179,762,477.30)
Less Beginning Amortized Value of Securities	(4,598,222,225.32)
Less Beginning Accrued Interest	(19,006,178.18)
Total Accrual Basis Earnings	\$4,745,142.29



Portfolio Summary and Statistics

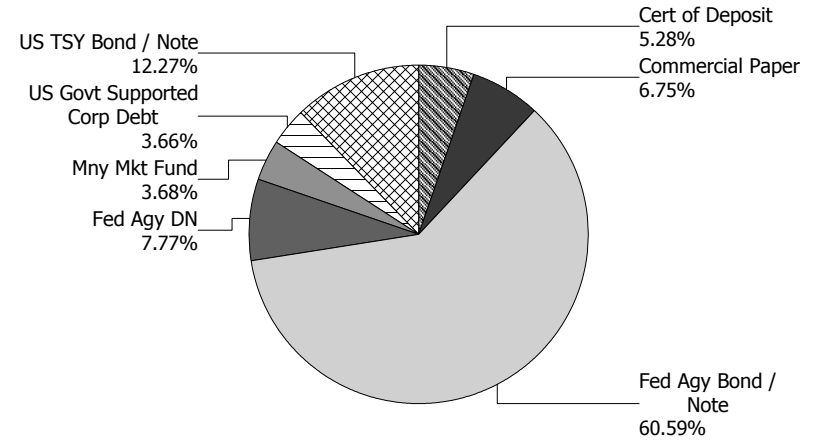
For the Month Ending **June 30, 2010**

SAN BERNARDINO COUNTY - 76990800

Account Summary

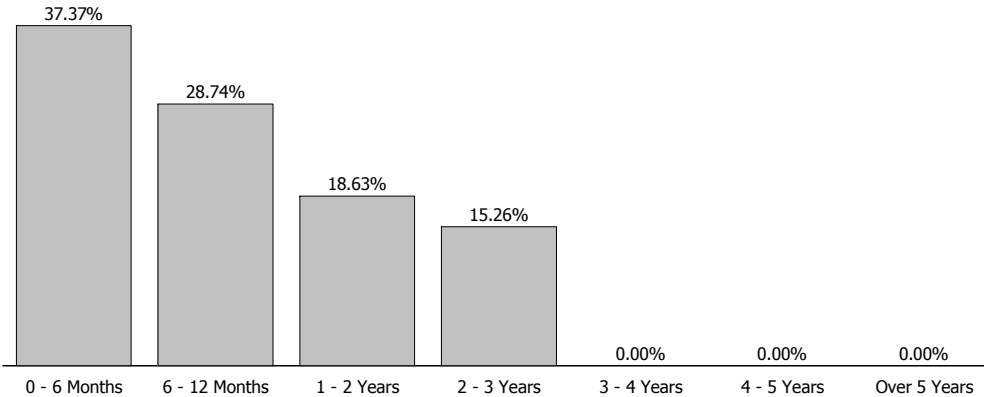
Description	Par Value	Market Value	Percent
U.S. Treasury Bond / Note	495,000,000.00	499,764,104.71	12.27
U.S. Government Supported Corporate Debt	147,100,000.00	148,912,005.80	3.66
Money Market Fund	150,000,000.00	150,000,000.00	3.68
Federal Agency Discount Note	316,591,000.00	316,210,889.91	7.77
Federal Agency Bond / Note	2,439,895,000.00	2,467,326,462.64	60.59
Commercial Paper	275,000,000.00	274,956,500.00	6.75
Certificate of Deposit	215,000,000.00	214,983,223.15	5.28
Managed Account Sub-Total	4,038,586,000.00	4,072,153,186.21	100.00%
Accrued Interest		18,204,317.97	
Total Portfolio	4,038,586,000.00	4,090,357,504.18	

Sector Allocation



Unsettled Trades **25,000,000.00** **24,966,550.00**

Maturity Distribution



Characteristics

Yield to Maturity at Cost	1.28%
Yield to Maturity at Market	0.57%
Duration to Worst	0.60
Weighted Average Days to Maturity	334



Managed Account Issuer Summary

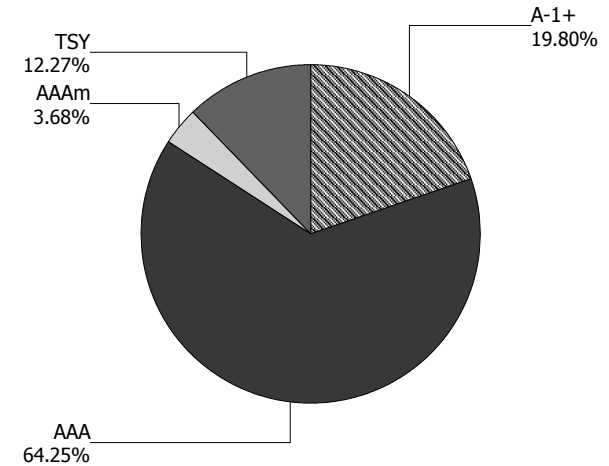
For the Month Ending **June 30, 2010**

SAN BERNARDINO COUNTY - 76990800

Issuer Summary

Issuer	Market Value of Holdings	Percent
BNP PARIBAS	199,961,694.00	4.91
CITIGROUP INC	50,525,825.00	1.24
CREDIT AGRICOLE SA	74,999,625.00	1.84
FANNIE MAE	671,169,251.41	16.48
FEDERAL FARM CREDIT BANKS	590,776,365.63	14.51
FEDERAL HOME LOAN BANKS	844,923,318.95	20.76
FEDERATED INVESTORS INC	58,000,000.00	1.42
FIDELITY INSTITUTIONAL FUND	26,000,000.00	0.64
FREDDIE MAC	676,668,416.56	16.62
GENERAL ELECTRIC CO	47,798,580.80	1.17
GOLDMAN SACHS GROUP INC	116,587,600.00	2.86
NORDEA BANK AB	64,999,686.40	1.60
RABOBANK NEDERLAND	24,989,866.50	0.61
TORONTO-DOMINION BANK	24,990,701.25	0.61
UNITED STATES TREASURY	499,764,104.71	12.27
US BANCORP	99,998,150.00	2.46
Total	\$4,072,153,186.21	100.00%

Credit Quality (S&P Ratings)





Managed Account Detail of Securities Held

For the Month Ending **June 30, 2010**

SAN BERNARDINO COUNTY - 76990800

Security Type/Description Dated Date/Coupon/Maturity	CUSIP	Par	S&P Rating	Moody's Rating	Trade Date	Settle Date	Original Cost	YTM at Cost	Accrued Interest	Amortized Cost	Market Value
U.S. Treasury Bond / Note											
US TREASURY NOTES DTD 07/31/2008 2.750% 07/31/2010	912828JF8	25,000,000.00	TSY	TSY	07/01/09	07/02/09	25,592,773.43	0.55	286,774.86	25,045,558.00	25,052,725.00
US TREASURY NOTES DTD 08/31/2008 2.375% 08/31/2010	912828JJ0	25,000,000.00	TSY	TSY	07/20/09	07/21/09	25,503,906.25	0.55	198,454.48	25,075,292.25	25,090,825.00
US TREASURY NOTES DTD 08/31/2008 2.375% 08/31/2010	912828JJ0	50,000,000.00	TSY	TSY	12/09/09	12/10/09	50,777,343.75	0.22	396,908.97	50,178,776.50	50,181,650.00
US TREASURY NOTES DTD 10/31/2008 1.500% 10/31/2010	912828JP6	25,000,000.00	TSY	TSY	07/28/09	07/29/09	25,258,789.05	0.67	63,179.35	25,068,531.75	25,107,425.00
US TREASURY NOTES DTD 11/30/2008 1.250% 11/30/2010	912828JS0	25,000,000.00	TSY	TSY	08/03/09	08/04/09	25,159,179.68	0.76	26,468.58	25,050,168.75	25,107,425.00
US TREASURY NOTES DTD 12/31/2008 0.875% 12/31/2010	912828JV3	25,000,000.00	TSY	TSY	11/04/09	11/05/09	25,112,304.69	0.48	594.43	25,048,559.50	25,078,125.00
US TREASURY NOTES DTD 12/31/2008 0.875% 12/31/2010	912828JV3	25,000,000.00	TSY	TSY	11/16/09	11/17/09	25,127,929.69	0.42	594.43	25,056,905.50	25,078,125.00
US TREASURY NOTES DTD 01/31/2009 0.875% 01/31/2011	912828JY7	25,000,000.00	TSY	TSY	01/27/10	01/28/10	25,130,859.38	0.35	91,246.55	25,075,707.50	25,089,850.00
US TREASURY NOTES DTD 01/31/2009 0.875% 01/31/2011	912828JY7	25,000,000.00	TSY	TSY	03/09/10	03/10/10	25,115,234.38	0.36	91,246.55	25,075,087.75	25,089,850.00
US TREASURY NOTES DTD 02/15/2001 5.000% 02/15/2011	9128276T4	20,000,000.00	TSY	TSY	12/28/09	12/29/09	20,990,625.00	0.60	375,690.61	20,547,878.20	20,588,281.26
US TREASURY NOTES DTD 02/28/2009 0.875% 02/28/2011	912828KE9	25,000,000.00	TSY	TSY	12/04/09	12/07/09	25,118,164.06	0.49	73,114.81	25,064,089.00	25,096,675.00
US TREASURY NOTES DTD 02/28/2009 0.875% 02/28/2011	912828KE9	25,000,000.00	TSY	TSY	02/17/10	02/18/10	25,127,929.69	0.38	73,114.81	25,082,927.75	25,096,675.00
US TREASURY NOTES DTD 03/31/2006 4.750% 03/31/2011	912828FA3	25,000,000.00	TSY	TSY	01/12/10	01/13/10	26,283,203.13	0.49	298,497.27	25,793,771.00	25,828,125.00
US TREASURY NOTES DTD 04/30/2009 0.875% 04/30/2011	912828KL3	50,000,000.00	TSY	TSY	12/22/09	12/23/09	50,175,781.25	0.61	73,709.24	50,108,177.00	50,222,650.00



Managed Account Detail of Securities Held

For the Month Ending **June 30, 2010**

SAN BERNARDINO COUNTY - 76990800

Security Type/Description Dated Date/Coupon/Maturity	CUSIP	Par	S&P Rating	Moody's Rating	Trade Date	Settle Date	Original Cost	YTM at Cost	Accrued Interest	Amortized Cost	Market Value
U.S. Treasury Bond / Note											
US TREASURY NOTES DTD 05/31/2009 0.875% 05/31/2011	912828KU3	25,000,000.00	TSY	TSY	05/03/10	05/04/10	25,104,492.18	0.48	18,528.01	25,089,077.50	25,119,150.00
US TREASURY NOTES DTD 07/31/2006 4.875% 07/31/2011	912828FN5	25,000,000.00	TSY	TSY	07/23/09	07/24/09	26,906,250.00	1.05	508,373.62	26,027,097.25	26,202,148.45
US TREASURY NOTES DTD 05/15/2009 1.375% 05/15/2012	912828KP4	5,000,000.00	TSY	TSY	06/05/09	06/08/09	4,948,828.12	1.73	8,780.57	4,967,073.45	5,073,440.00
US TREASURY NOTES DTD 05/15/2009 1.375% 05/15/2012	912828KP4	10,000,000.00	TSY	TSY	06/08/09	06/09/09	9,838,281.25	1.95	17,561.14	9,895,727.90	10,146,880.00
US TREASURY NOTES DTD 05/15/2009 1.375% 05/15/2012	912828KP4	10,000,000.00	TSY	TSY	06/09/09	06/10/09	9,852,343.75	1.90	17,561.14	9,904,735.40	10,146,880.00
US TREASURY NOTES DTD 05/15/2009 1.375% 05/15/2012	912828KP4	25,000,000.00	TSY	TSY	04/06/10	04/07/10	25,088,867.18	1.20	43,902.85	25,079,217.75	25,367,200.00
Security Type Sub-Total		495,000,000.00					502,213,085.91	0.62	2,664,302.27	498,234,359.70	499,764,104.71
U.S. Government Supported Corporate Debt											
CITIGROUP FUNDING INC (FDIC) FLOAT MTN DTD 01/30/2009 0.438% 07/30/2010	17314AAA0	25,000,000.00	AAA	Aaa	01/30/09	02/04/09	25,016,950.00	1.23	18,850.15	25,000,000.00	25,006,150.00
GENERAL ELEC CAP CORP (FDIC) GLOBAL FRN DTD 03/12/2009 0.617% 03/11/2011	36967HAM9	22,100,000.00	AAA	Aaa	11/20/09	11/23/09	22,144,398.90	0.22	6,812.99	22,140,956.16	22,149,680.80
GOLDMAN SACHS GROUP INC (FDIC) GL NOTES DTD 01/21/2009 1.625% 07/15/2011	38146FAF8	25,000,000.00	AAA	Aaa	01/23/09	01/28/09	24,931,500.00	1.74	187,326.39	24,970,766.75	25,293,800.00
GOLDMAN SACHS GROUP INC (FDIC) GL NOTES DTD 01/21/2009 1.625% 07/15/2011	38146FAF8	25,000,000.00	AAA	Aaa	07/29/09	08/03/09	25,150,500.00	1.31	187,326.39	25,080,681.00	25,293,800.00
GENERAL ELEC CAP CORP (FDIC) GLOBAL NOTE DTD 03/12/2009 2.250% 03/12/2012	36967HAN7	25,000,000.00	AAA	Aaa	03/11/10	03/16/10	25,557,750.00	1.11	170,312.50	25,476,644.00	25,648,900.00



Managed Account Detail of Securities Held

For the Month Ending **June 30, 2010**

SAN BERNARDINO COUNTY - 76990800

Security Type/Description Dated Date/Coupon/Maturity	CUSIP	Par	S&P Rating	Moody's Rating	Trade Date	Settle Date	Original Cost	YTM at Cost	Accrued Interest	Amortized Cost	Market Value
U.S. Government Supported Corporate Debt											
CITIGROUP FUNDING INC (FDIC) GLOBAL NOTE DTD 03/30/2009 2.000% 03/30/2012	17314AAF9	25,000,000.00	AAA	Aaa	03/10/10	03/15/10	25,447,372.25	1.11	126,388.89	25,383,446.25	25,519,675.00
Security Type Sub-Total		147,100,000.00					148,248,471.15	1.14	697,017.31	148,052,494.16	148,912,005.80
Money Market Fund											
FEDERATED PRIME OBLIGATION MUTUAL	60934N203	1,000,000.00	AAAm	Aaa	08/27/08	08/27/08	1,000,000.00	0.05	0.00	1,000,000.00	1,000,000.00
FIDELITY GOV'T MM FUND 57	316175108	26,000,000.00	AAAm	Aaa	05/28/10	05/28/10	26,000,000.00	0.05	0.00	26,000,000.00	26,000,000.00
FEDERATED GOVT OBLIGATIONS FUND	60934N104	57,000,000.00	AAAm	Aaa	06/30/10	06/30/10	57,000,000.00	0.05	0.00	57,000,000.00	57,000,000.00
GOLDMAN FS GOVERNMENT MM FUND	38141W273	66,000,000.00	AAAm	Aaa	06/30/10	06/30/10	66,000,000.00	0.05	0.00	66,000,000.00	66,000,000.00
Security Type Sub-Total		150,000,000.00					150,000,000.00	0.05	0.00	150,000,000.00	150,000,000.00
Federal Agency Discount Note											
FNMA DISC NOTE -- 0.000% 07/01/2010	313589YU1	50,000,000.00	A-1+	P-1	12/08/09	12/08/09	49,948,750.00	0.18	0.00	50,000,000.00	49,999,929.50
FHLMC DISC NOTE -- 0.000% 07/01/2010	313397YU9	50,000,000.00	A-1+	P-1	12/23/09	12/23/09	49,943,263.89	0.22	0.00	50,000,000.00	49,999,929.50
FHLMC DISC NOTE -- 0.000% 09/21/2010	313397G62	25,000,000.00	A-1+	P-1	02/18/10	02/19/10	24,962,847.22	0.25	0.00	24,985,764.00	24,988,204.50
FNMA DISC NOTE -- 0.000% 10/01/2010	313589H89	41,591,000.00	A-1+	P-1	12/29/09	12/30/09	41,479,801.84	0.35	0.00	41,553,799.35	41,568,284.66
FHLMC DISC NOTE -- 0.000% 11/18/2010	313397P88	50,000,000.00	A-1+	P-1	01/27/10	01/27/10	49,885,277.78	0.28	0.00	49,945,555.50	49,950,383.00
FNMA DISC NOTE -- 0.000% 02/14/2011	313588BW4	25,000,000.00	A-1+	P-1	03/02/10	03/02/10	24,910,326.39	0.37	0.00	24,941,416.75	24,948,316.50
FNMA DISC NOTE -- 0.000% 02/17/2011	313588BZ7	25,000,000.00	A-1+	P-1	03/02/10	03/02/10	24,909,555.56	0.37	0.00	24,940,645.75	24,947,271.75



Managed Account Detail of Securities Held

For the Month Ending **June 30, 2010**

SAN BERNARDINO COUNTY - 76990800

Security Type/Description Dated Date/Coupon/Maturity	CUSIP	Par	S&P Rating	Moody's Rating	Trade Date	Settle Date	Original Cost	YTM at Cost	Accrued Interest	Amortized Cost	Market Value
Federal Agency Discount Note											
FHLB DISC NOTE -- 0.000% 05/25/2011	313384GA1	25,000,000.00	A-1+	P-1	05/24/10	05/25/10	24,873,263.89	0.50	0.00	24,886,111.00	24,904,285.25
FHLB DISC NOTE -- 0.000% 05/25/2011	313384GA1	25,000,000.00	A-1+	P-1	05/25/10	05/25/10	24,873,263.89	0.50	0.00	24,886,111.00	24,904,285.25
Security Type Sub-Total		316,591,000.00					315,786,350.46	0.31	0.00	316,139,403.35	316,210,889.91
Federal Agency Bond / Note											
FHLB GLOBAL BONDS DTD 04/20/2009 1.060% 07/13/2010	3133XTHR0	25,000,000.00	AAA	Aaa	05/07/09	05/08/09	25,079,500.00	0.79	52,263.89	25,002,254.25	25,007,812.50
FNMA FLOATING GLOBAL NOTES DTD 01/12/2009 0.188% 07/13/2010	31398AUW0	25,500,000.00	AAA	Aaa	03/11/09	03/12/09	25,486,485.00	1.30	10,509.53	25,497,429.09	25,499,949.00
FHLB GLOBAL BONDS DTD 06/19/2008 3.500% 07/16/2010	3133XRN22	50,000,000.00	AAA	Aaa	11/26/08	11/28/08	50,650,500.00	2.68	802,083.33	50,016,875.00	50,062,500.00
FNMA NOTES (EX-CALLABLE) DTD 08/02/2005 4.750% 08/02/2010	3136F7GP6	7,575,000.00	AAA	Aaa	05/12/08	05/13/08	7,857,093.00	3.00	148,922.40	7,586,239.86	7,603,406.25
FHLMC GLOBAL NOTES (EX-CALLABLE) DTD 08/04/2005 4.790% 08/04/2010	3128X4GL9	15,000,000.00	AAA	Aaa	04/15/08	04/16/08	15,713,850.00	2.64	293,387.50	15,029,149.50	15,062,760.00
FHLB BONDS DTD 08/06/2003 4.550% 08/06/2010	3133X0KH1	11,000,000.00	AAA	Aaa	04/24/08	04/25/08	11,329,780.00	3.17	201,590.28	11,014,476.99	11,044,687.50
FHLB TAP BONDS DTD 08/16/2000 6.875% 08/13/2010	3133MBZE0	13,980,000.00	AAA	Aaa	04/23/08	04/24/08	15,183,118.80	2.98	363,091.67	14,042,640.47	14,089,218.75
FHLB TAP BONDS DTD 07/24/2003 4.125% 08/13/2010	3133X0607	17,000,000.00	AAA	Aaa	05/12/08	05/13/08	17,417,860.00	2.99	264,916.67	17,022,268.81	17,079,687.50
FHLB TAP BONDS DTD 08/22/2002 4.750% 08/13/2010	3133MRCM2	25,000,000.00	AAA	Aaa	06/23/08	06/24/08	25,529,250.00	3.71	448,611.11	25,029,845.75	25,132,812.50
FHLMC GLOBAL NOTES DTD 03/10/2009 1.450% 09/10/2010	3128X8OT2	10,000,000.00	AAA	Aaa	05/26/09	05/27/09	10,079,800.00	0.82	44,708.33	10,011,936.40	10,023,350.00
FHLMC GLOBAL NOTES DTD 03/10/2009 1.450% 09/10/2010	3128X8OT2	10,000,000.00	AAA	Aaa	05/26/09	05/27/09	10,080,010.00	0.82	44,708.33	10,011,967.70	10,023,350.00



Managed Account Detail of Securities Held

For the Month Ending **June 30, 2010**

SAN BERNARDINO COUNTY - 76990800

Security Type/Description Dated Date/Coupon/Maturity	CUSIP	Par	S&P Rating	Moody's Rating	Trade Date	Settle Date	Original Cost	YTM at Cost	Accrued Interest	Amortized Cost	Market Value
Federal Agency Bond / Note											
FHLB TAP BONDS DTD 07/09/2008 3.375% 09/10/2010	3133XRT83	25,000,000.00	AAA	Aaa	09/03/08	09/04/08	25,045,500.00	3.28	260,156.25	25,004,427.75	25,148,437.50
FFCB BONDS DTD 06/13/2007 5.250% 09/13/2010	31331XE40	25,000,000.00	AAA	Aaa	02/24/09	02/25/09	26,533,250.00	1.24	393,750.00	25,199,150.25	25,242,187.50
FNMA GLOBAL BENCHMARK NOTES DTD 09/13/2007 4.375% 09/13/2010	31398AGU0	25,000,000.00	AAA	Aaa	02/26/09	02/27/09	26,153,000.00	1.35	328,125.00	25,150,377.00	25,210,937.50
FHLMC GLOBAL REFERENCE NOTES DTD 09/22/2000 6.875% 09/15/2010	3134A35H5	25,000,000.00	AAA	Aaa	11/21/08	11/24/08	26,698,500.00	2.98	506,076.39	25,197,001.00	25,351,562.50
FNMA NOTES DTD 03/16/2009 1.500% 09/16/2010	3136FHFE0	25,000,000.00	AAA	Aaa	04/03/09	04/06/09	25,064,250.00	1.32	109,375.00	25,009,333.25	25,070,312.50
FHLB BONDS DTD 04/01/2009 1.450% 09/30/2010	3133XTCW4	25,000,000.00	AAA	Aaa	04/23/09	04/23/09	25,120,000.00	1.11	91,631.94	25,020,773.75	25,078,125.00
FFCB BONDS DTD 10/04/2007 4.500% 10/04/2010	31331X6M9	25,000,000.00	AAA	Aaa	03/26/08	03/27/08	26,177,250.00	2.56	271,875.00	25,123,842.00	25,273,437.50
FHLB GLOBAL BONDS DTD 04/14/2009 1.250% 10/14/2010	3133XTHN9	25,000,000.00	AAA	Aaa	04/30/09	05/01/09	25,071,500.00	1.05	66,840.28	25,014,158.50	25,070,312.50
FNMA GLOBAL BENCHMARK NOTES DTD 11/03/2000 6.625% 11/15/2010	31359MGJ6	25,000,000.00	AAA	Aaa	04/08/08	04/09/08	27,478,000.00	2.65	211,631.94	25,364,771.00	25,601,562.50
FFCB BONDS DTD 11/22/2000 6.700% 11/22/2010	31331H4M6	9,315,000.00	AAA	Aaa	04/08/08	04/09/08	10,248,340.46	2.71	67,611.38	9,458,624.07	9,553,696.88
FHLMC GLOBAL REFERENCE NOTES DTD 10/10/2008 2.875% 11/23/2010	3137EABV0	25,000,000.00	AAA	Aaa	10/27/08	10/28/08	24,897,000.00	3.08	75,868.06	24,979,845.00	25,272,500.00
FHLB TAP BONDS DTD 06/02/2008 3.500% 12/10/2010	3133XRFK1	5,200,000.00	AAA	Aaa	01/09/09	01/12/09	5,392,868.00	1.52	10,616.67	5,245,062.68	5,274,750.00
FHLB TAP BONDS DTD 05/05/2008 3.000% 12/10/2010	3133XR4S6	11,385,000.00	AAA	Aaa	01/09/09	01/12/09	11,713,514.18	1.46	19,923.75	11,461,724.88	11,523,754.69
FHLB BONDS (EX-CALLABLE) DTD 07/03/2003 3.150% 01/03/2011	31339XUJ1	8,485,000.00	AAA	Aaa	05/19/08	05/20/08	8,465,569.35	3.24	132,153.88	8,481,160.71	8,606,971.88



Managed Account Detail of Securities Held

For the Month Ending **June 30, 2010**

SAN BERNARDINO COUNTY - 76990800

Security Type/Description Dated Date/Coupon/Maturity	CUSIP	Par	S&P Rating	Moody's Rating	Trade Date	Settle Date	Original Cost	YTM at Cost	Accrued Interest	Amortized Cost	Market Value
Federal Agency Bond / Note											
FFCB BONDS DTD 01/12/2009 1.600% 01/12/2011	31331GJY6	25,000,000.00	AAA	Aaa	01/08/09	01/12/09	25,049,500.00	1.50	187,777.78	25,013,273.00	25,171,875.00
FFCB BONDS DTD 01/12/2009 1.600% 01/12/2011	31331GJY6	25,000,000.00	AAA	Aaa	01/09/09	01/12/09	25,085,000.00	1.43	187,777.78	25,022,780.25	25,171,875.00
FFCB BONDS DTD 01/18/2008 3.500% 01/18/2011	31331YNJ5	10,000,000.00	AAA	Aaa	05/19/08	05/20/08	10,085,800.00	3.16	158,472.22	10,018,285.70	10,171,875.00
FHLMC GLOBAL REFERENCE NOTES DTD 12/16/2005 4.750% 01/18/2011	3134A4VJ0	10,000,000.00	AAA	Aaa	05/19/08	05/20/08	10,394,300.00	3.19	215,069.44	10,083,854.00	10,240,625.00
FHLMC GLOBAL REFERENCE NOTES DTD 12/16/2005 4.750% 01/18/2011	3134A4VJ0	20,000,000.00	AAA	Aaa	05/22/08	05/23/08	20,731,000.00	3.30	430,138.89	20,156,107.00	20,481,250.00
FHLB GLOBAL BONDS DTD 08/03/2009 0.950% 02/03/2011	3133XUHG1	25,000,000.00	AAA	Aaa	11/19/09	11/20/09	25,147,750.00	0.46	97,638.89	25,072,446.50	25,085,937.50
FFCB DESIGNATED BONDS DTD 03/06/2006 4.875% 02/18/2011	31331VSK3	12,500,000.00	AAA	Aaa	02/03/10	02/04/10	13,078,673.75	0.40	225,130.21	12,851,476.25	12,851,562.50
FFCB DESIGNATED BONDS DTD 03/06/2006 4.875% 02/18/2011	31331VSK3	12,500,000.00	AAA	Aaa	02/03/10	02/04/10	13,078,673.75	0.40	225,130.21	12,851,476.25	12,851,562.50
FHLB TAP BONDS DTD 11/19/2009 0.375% 02/18/2011	3133XVU82	25,000,000.00	AAA	Aaa	11/20/09	11/23/09	24,975,000.00	0.46	34,635.42	24,987,225.50	25,000,000.00
FFCB BONDS DTD 03/03/2008 3.000% 03/03/2011	31331YWG1	50,000,000.00	AAA	Aaa	12/23/08	12/24/08	51,429,000.00	1.67	491,666.67	50,443,757.50	50,875,000.00
FHLMC FLOATING MTN DTD 03/09/2009 0.607% 03/09/2011	3128X8RC8	10,000,000.00	AAA	Aaa	04/07/09	04/08/09	10,011,900.00	1.29	3,710.61	10,005,485.40	10,007,540.00
FHLMC FLOATING MTN DTD 03/09/2009 0.607% 03/09/2011	3128X8RC8	10,000,000.00	AAA	Aaa	04/07/09	04/08/09	10,011,940.00	1.29	3,710.61	10,005,499.80	10,007,540.00
FHLMC FLOATING MTN DTD 03/09/2009 0.607% 03/09/2011	3128X8RC8	10,000,000.00	AAA	Aaa	04/07/09	04/08/09	10,011,943.13	1.29	3,710.61	10,005,501.00	10,007,540.00
FHLMC FLOATING MTN DTD 03/09/2009 0.607% 03/09/2011	3128X8RC8	25,000,000.00	AAA	Aaa	03/24/09	03/25/09	25,004,500.00	1.34	9,276.52	25,001,957.00	25,018,850.00



Managed Account Detail of Securities Held

For the Month Ending **June 30, 2010**

SAN BERNARDINO COUNTY - 76990800

Security Type/Description Dated Date/Coupon/Maturity	CUSIP	Par	S&P Rating	Moody's Rating	Trade Date	Settle Date	Original Cost	YTM at Cost	Accrued Interest	Amortized Cost	Market Value
Federal Agency Bond / Note											
FHLMC FLOATING MTN DTD 03/09/2009 0.607% 03/09/2011	3128X8RC8	25,000,000.00	AAA	Aaa	03/26/09	03/27/09	25,005,000.00	1.34	9,276.52	25,002,507.25	25,018,850.00
FHLB TAP BONDS DTD 02/22/2008 3.250% 03/11/2011	3133XPWW0	25,000,000.00	AAA	Aaa	11/14/08	11/17/08	25,072,500.00	3.12	248,263.89	25,022,475.25	25,492,187.50
FHLB TAP BONDS DTD 02/08/2008 2.875% 03/11/2011	3133XPNY6	25,000,000.00	AAA	Aaa	12/03/09	12/04/09	25,732,550.00	0.56	219,618.06	25,401,349.75	25,421,875.00
FNMA GLOBAL BENCHMARK NOTES DTD 03/26/2001 5.500% 03/15/2011	31359MHK2	25,000,000.00	AAA	Aaa	11/12/08	11/13/08	26,510,650.00	2.81	404,861.11	25,465,908.75	25,898,437.50
FNMA GLOBAL NOTES DTD 02/27/2009 1.750% 03/23/2011	31398AVQ2	25,000,000.00	AAA	Aaa	12/10/09	12/11/09	25,376,250.00	0.57	119,097.22	25,213,700.75	25,242,187.50
FHLB GLOBAL BONDS DTD 09/10/2009 0.750% 03/25/2011	3133XUSX2	25,000,000.00	AAA	Aaa	12/03/09	12/04/09	25,063,500.00	0.55	50,000.00	25,035,658.00	25,070,312.50
FFCB BONDS DTD 04/07/2004 3.750% 04/07/2011	31331TZN4	12,150,000.00	AAA	Aaa	03/11/08	03/28/08	12,428,235.00	2.95	106,312.50	12,222,802.68	12,461,343.75
FHLMC GLOBAL REFERENCE NOTES DTD 03/09/2006 5.125% 04/18/2011	3137EAAB5	12,000,000.00	AAA	Aaa	03/12/08	03/13/08	12,773,400.00	2.93	124,708.33	12,205,653.00	12,450,000.00
FHLMC GLOBAL REFERENCE NOTES DTD 03/09/2006 5.125% 04/18/2011	3137EAAB5	25,000,000.00	AAA	Aaa	03/11/08	03/12/08	26,612,500.00	2.93	259,809.03	25,428,413.75	25,937,500.00
FHLMC GLOBAL REFERENCE NOTES DTD 03/09/2006 5.125% 04/18/2011	3137EAAB5	25,000,000.00	AAA	Aaa	10/22/08	10/23/08	26,030,000.00	3.38	259,809.03	25,339,314.50	25,937,500.00
FFCB BONDS DTD 04/21/2008 2.625% 04/21/2011	31331YG46	25,000,000.00	AAA	Aaa	11/06/08	11/07/08	24,738,000.00	3.07	127,604.17	24,912,045.50	25,445,312.50
FFCB BONDS DTD 04/21/2008 2.625% 04/21/2011	31331YG46	50,000,000.00	AAA	Aaa	10/21/08	10/22/08	48,936,500.00	3.52	255,208.33	49,647,212.50	50,890,625.00
FNMA GLOBAL BENCHMARK NOTES DTD 05/25/2001 6.000% 05/15/2011	31359MJH7	50,000,000.00	AAA	Aaa	11/18/08	11/19/08	53,313,500.00	3.21	383,333.33	51,190,263.50	52,453,125.00
FFCB FLOATING BONDS DTD 05/18/2009 0.438% 05/18/2011	31331GWG0	25,000,000.00	AAA	Aaa	05/20/09	05/21/09	25,000,500.00	0.42	3,958.14	25,000,500.00	25,029,375.00



Managed Account Detail of Securities Held

For the Month Ending **June 30, 2010**

SAN BERNARDINO COUNTY - 76990800

Security Type/Description Dated Date/Coupon/Maturity	CUSIP	Par	S&P Rating	Moody's Rating	Trade Date	Settle Date	Original Cost	YTM at Cost	Accrued Interest	Amortized Cost	Market Value
Federal Agency Bond / Note											
FHLB GLOBAL BONDS (CALLABLE) DTD 05/19/2010 0.700% 06/03/2011	3133XYFL4	25,000,000.00	AAA	Aaa	05/04/10	05/19/10	24,997,500.00	0.71	20,416.67	24,997,781.50	25,007,812.50
FHLB BONDS DTD 05/24/2010 0.580% 06/10/2011	3133XYNZ4	15,000,000.00	AAA	Aaa	06/02/10	06/03/10	14,998,950.00	0.59	8,941.67	14,999,030.70	15,018,750.00
FHLB BONDS DTD 05/24/2010 0.580% 06/10/2011	3133XYNZ4	15,000,000.00	AAA	Aaa	06/02/10	06/03/10	14,998,950.00	0.59	8,941.67	14,999,030.70	15,018,750.00
FHLB TAP BONDS DTD 05/24/2005 4.250% 06/10/2011	3133XBYA7	25,000,000.00	AAA	Aaa	07/23/08	07/24/08	25,158,250.00	4.01	61,979.17	25,054,089.00	25,851,562.50
FHLB GLOBAL BONDS DTD 05/27/2008 3.375% 06/24/2011	3133XRCW8	30,295,000.00	AAA	Aaa	05/18/10	05/19/10	31,220,512.25	0.58	19,881.09	31,122,461.88	31,109,178.13
FHLB GLOBAL BONDS DTD 06/12/2009 1.625% 07/27/2011	3133XTXH4	11,100,000.00	AAA	Aaa	06/02/10	06/03/10	11,229,392.70	0.61	77,160.42	11,220,680.87	11,231,812.50
FFCB BONDS DTD 06/25/2008 3.875% 08/25/2011	31331YZ86	25,000,000.00	AAA	Aaa	11/05/08	11/06/08	25,518,000.00	3.10	339,062.50	25,218,172.25	25,968,750.00
FFCB BONDS DTD 06/25/2008 3.875% 08/25/2011	31331YZ86	50,000,000.00	AAA	Aaa	11/04/08	11/05/08	50,894,000.00	3.20	678,125.00	50,376,613.50	51,937,500.00
FNMA NOTES (CALLABLE) DTD 09/28/2009 1.250% 09/28/2011	31398AZH8	25,000,000.00	AAA	Aaa	11/24/09	11/25/09	25,106,250.00	1.02	80,729.17	25,030,564.00	25,031,250.00
FHLMC (FLOATING) MTN DTD 04/26/2010 0.347% 10/26/2011	3134G1BL7	20,800,000.00	AAA	Aaa	05/06/10	05/07/10	20,795,840.00	0.28	1,002.99	20,795,840.00	20,790,868.80
FFCB BONDS (FLOATING) DTD 11/02/2009 0.331% 11/02/2011	31331G2M0	25,000,000.00	AAA	Aaa	11/06/09	11/09/09	25,000,000.00	0.22	6,671.01	25,000,000.00	24,997,575.00
FHLMC GLOBAL NOTES (CALLABLE) DTD 11/10/2009 1.200% 11/10/2011	3128X9KQ2	25,000,000.00	AAA	Aaa	10/29/09	11/10/09	24,975,000.00	1.25	42,500.00	24,982,957.00	25,051,500.00
FHLMC GLOBAL NOTES (CALLABLE) DTD 11/10/2009 1.200% 11/10/2011	3128X9KQ2	25,000,000.00	AAA	Aaa	10/29/09	11/10/09	24,975,000.00	1.25	42,500.00	24,982,957.00	25,051,500.00
FHLB GLOBAL NOTES (CALLABLE) DTD 12/09/2009 1.050% 12/09/2011	3133XVWS6	25,000,000.00	AAA	Aaa	11/30/09	12/09/09	24,987,500.00	1.08	16,041.67	24,990,980.75	25,023,437.50



Managed Account Detail of Securities Held

For the Month Ending **June 30, 2010**

SAN BERNARDINO COUNTY - 76990800

Security Type/Description Dated Date/Coupon/Maturity	CUSIP	Par	S&P Rating	Moody's Rating	Trade Date	Settle Date	Original Cost	YTM at Cost	Accrued Interest	Amortized Cost	Market Value
Federal Agency Bond / Note											
FFCB BONDS (CALLABLE) DTD 12/23/2009 1.050% 12/23/2011	31331G6Q7	25,000,000.00	AAA	Aaa	12/18/09	12/23/09	25,000,000.00	1.05	5,833.33	25,000,000.00	25,085,937.50
FFCB BONDS DTD 01/12/2010 1.100% 01/12/2012	31331JBL6	25,000,000.00	AAA	Aaa	02/18/10	02/19/10	25,065,000.00	0.96	129,097.22	25,052,567.25	25,187,500.00
FHLB BONDS (CALLABLE) DTD 01/19/2010 1.200% 01/19/2012	3133XWNW5	25,000,000.00	AAA	Aaa	01/22/10	01/25/10	24,997,500.00	1.21	135,000.00	24,998,051.25	25,007,812.50
FNMA GLOBAL NOTES (CALLABLE) DTD 01/20/2010 1.500% 01/20/2012	31398AC91	12,500,000.00	AAA	Aaa	01/05/10	01/20/10	12,500,000.00	1.50	83,854.17	12,500,000.00	12,503,906.25
FNMA GLOBAL NOTES (CALLABLE) DTD 01/20/2010 1.500% 01/20/2012	31398AC91	12,500,000.00	AAA	Aaa	01/05/10	01/20/10	12,500,000.00	1.50	83,854.17	12,500,000.00	12,503,906.25
FHLMC GLOBAL NOTES (CALLABLE) DTD 01/25/2010 1.375% 01/25/2012	3128X9TM2	25,000,000.00	AAA	Aaa	01/05/10	01/25/10	25,000,000.00	1.38	148,958.33	25,000,000.00	25,115,200.00
FHLB BONDS (CALLABLE) DTD 01/25/2010 1.125% 01/25/2012	3133XWPU7	25,000,000.00	AAA	Aaa	01/22/10	01/25/10	24,997,500.00	1.13	121,875.00	24,998,037.25	25,093,750.00
FFCB BONDS (CALLABLE) DTD 02/09/2010 1.040% 02/09/2012	31331JDM2	25,000,000.00	AAA	Aaa	02/05/10	02/09/10	24,992,500.00	1.06	102,555.56	24,993,967.50	25,101,562.50
FHLB BONDS DTD 12/24/2009 1.050% 02/24/2012	3133XWFP9	25,000,000.00	AAA	Aaa	12/29/09	12/30/09	24,854,250.00	1.33	92,604.17	24,887,923.50	25,164,062.50
FHLB GLOBAL BONDS DTD 03/19/2010 1.125% 05/18/2012	3133XXPV3	25,000,000.00	AAA	Aaa	05/11/10	05/12/10	25,035,750.00	1.05	33,593.75	25,033,352.25	25,187,500.00
FNMA NOTES (CALLABLE) DTD 05/25/2010 1.300% 05/25/2012	31398AS37	25,000,000.00	AAA	Aaa	05/10/10	05/25/10	25,016,250.00	1.27	32,500.00	25,014,630.00	25,140,625.00
FNMA NOTES (CALLABLE) DTD 05/25/2010 1.400% 05/25/2012	31398AS78	25,000,000.00	AAA	Aaa	05/13/10	05/25/10	25,012,500.00	1.37	35,000.00	25,007,500.00	25,023,437.50
FNMA NOTES (CALLABLE) DTD 05/25/2010 1.300% 05/25/2012	31398AS37	25,000,000.00	AAA	Aaa	05/27/10	05/28/10	25,022,500.00	1.25	32,500.00	25,020,427.25	25,140,625.00
FHLMC GLOBAL NOTES (CALLABLE) DTD 06/15/2010 1.400% 06/15/2012	3134G1EY6	18,260,000.00	AAA	Aaa	05/26/10	06/15/10	18,260,000.00	1.40	11,361.78	18,260,000.00	18,285,125.76



Managed Account Detail of Securities Held

For the Month Ending **June 30, 2010**

SAN BERNARDINO COUNTY - 76990800

Security Type/Description Dated Date/Coupon/Maturity	CUSIP	Par	S&P Rating	Moody's Rating	Trade Date	Settle Date	Original Cost	YTM at Cost	Accrued Interest	Amortized Cost	Market Value
Federal Agency Bond / Note											
FHLMC GLOBAL NOTES DTD 05/21/2009 1.750% 06/15/2012	3137EACC1	25,000,000.00	AAA	Aaa	05/11/10	05/12/10	25,329,750.00	1.11	19,444.44	25,308,591.25	25,492,187.50
FNMA NOTES (CALLABLE) DTD 07/16/2009 2.125% 07/16/2012	3136FHN27	40,850,000.00	AAA	Aaa	07/15/09	07/16/09	40,876,144.00	2.10	397,861.98	40,851,094.78	40,875,531.25
FHLMC GLOBAL NOTES (CALLABLE) DTD 04/30/2010 1.500% 07/30/2012	3128X96S4	50,000,000.00	AAA	Aaa	04/21/10	04/30/10	49,992,500.00	1.51	127,083.33	49,992,845.00	50,041,100.00
FHLB BONDS (CALLABLE) DTD 02/03/2010 1.450% 08/03/2012	3133XWR76	25,000,000.00	AAA	Aaa	01/28/10	02/03/10	24,995,000.00	1.46	149,027.78	24,995,810.25	25,148,437.50
FHLB GLOBAL BONDS DTD 07/23/2009 1.750% 08/22/2012	3133XUE41	50,000,000.00	AAA	Aaa	07/31/09	08/03/09	49,767,500.00	1.91	313,541.67	49,835,400.00	50,968,750.00
FHLMC GLOBAL REFERENCE NOTES DTD 08/06/2009 2.125% 09/21/2012	3137EACE7	25,000,000.00	AAA	Aaa	12/22/09	12/23/09	25,393,000.00	1.54	147,569.44	25,319,625.50	25,703,125.00
FHLB STEP CPN BONDS (CALLABLE) DTD 09/30/2009 1.500% 09/25/2012	3133XUZU0	50,000,000.00	AAA	Aaa	09/29/09	09/30/09	50,050,000.00	2.26	200,000.00	50,000,000.00	50,125,000.00
FHLB BONDS DTD 11/04/2009 1.750% 12/14/2012	3133XVNT4	25,000,000.00	AAA	Aaa	12/01/09	12/02/09	25,216,250.00	1.46	20,659.72	25,175,842.75	25,484,375.00
FHLB BONDS DTD 11/04/2009 1.750% 12/14/2012	3133XVNT4	25,000,000.00	AAA	Aaa	12/04/09	12/07/09	25,039,500.00	1.70	20,659.72	25,032,553.25	25,484,375.00
FHLMC GLOBAL NOTES (CALLABLE) DTD 12/17/2009 1.700% 12/17/2012	3128X9PN4	25,000,000.00	AAA	Aaa	12/02/09	12/17/09	25,016,250.00	1.68	16,527.78	25,007,523.50	25,119,525.00
FHLMC GLOBAL NOTES (CALLABLE) DTD 12/17/2009 1.700% 12/17/2012	3128X9PN4	50,000,000.00	AAA	Aaa	12/04/09	12/17/09	49,815,000.00	1.83	33,055.56	49,847,502.00	50,239,050.00
FFCB BONDS DTD 12/24/2009 1.625% 12/24/2012	31331JAB9	25,000,000.00	AAA	Aaa	12/21/09	12/24/09	24,930,000.00	1.72	7,899.31	24,941,866.00	25,382,812.50
FNMA GLOBAL NOTES (CALLABLE) DTD 12/28/2009 1.750% 12/28/2012	31398AB76	25,000,000.00	AAA	Aaa	12/15/09	12/28/09	24,890,000.00	1.90	3,645.83	24,908,203.50	25,132,812.50
FNMA GLOBAL NOTES (CALLABLE) DTD 12/28/2009 1.750% 12/28/2012	31398AB76	25,000,000.00	AAA	Aaa	02/10/10	02/11/10	24,981,250.00	1.78	3,645.83	24,983,878.75	25,132,812.50



Managed Account Detail of Securities Held

For the Month Ending **June 30, 2010**

SAN BERNARDINO COUNTY - 76990800

Security Type/Description Dated Date/Coupon/Maturity	CUSIP	Par	S&P Rating	Moody's Rating	Trade Date	Settle Date	Original Cost	YTM at Cost	Accrued Interest	Amortized Cost	Market Value
Federal Agency Bond / Note											
FFCB BONDS (CALLABLE) DTD 02/19/2010 1.670% 02/19/2013	31331JEK5	25,000,000.00	AAA	Aaa	02/19/10	02/22/10	24,887,500.00	1.83	153,083.33	24,900,680.25	25,273,437.50
FFCB BONDS DTD 01/15/2010 1.750% 02/21/2013	31331JBV4	25,000,000.00	AAA	Aaa	02/11/10	02/12/10	25,035,250.00	1.70	157,986.11	25,030,819.50	25,367,187.50
FNMA GLOBAL NOTES (CALLABLE) DTD 03/15/2010 1.800% 03/15/2013	31398AH70	50,000,000.00	AAA	Aaa	03/05/10	03/15/10	49,925,000.00	1.85	265,000.00	49,932,192.50	50,390,625.00
FFCB BONDS DTD 04/15/2010 1.875% 04/15/2013	31331JKS1	25,000,000.00	AAA	Aaa	04/19/10	04/20/10	25,118,100.00	1.71	98,958.33	25,110,474.25	25,484,375.00
FNMA GLOBAL NOTES (CALLABLE) DTD 05/10/2010 2.000% 05/10/2013	31398AQ96	50,000,000.00	AAA	Aaa	04/28/10	05/10/10	49,975,000.00	2.02	141,666.67	49,976,151.00	50,250,000.00
Security Type Sub-Total		2,439,895,000.00					2,469,495,743.37	1.81	14,795,991.44	2,447,770,935.42	2,467,326,462.64
Commercial Paper											
CREDIT AGRICOLE NA COMM PAPER -- 0.000% 07/01/2010	22532CG16	25,000,000.00	A-1+	P-1	06/30/10	06/30/10	24,999,979.17	0.03	0.00	25,000,000.00	24,999,875.00
CREDIT AGRICOLE NA COMM PAPER -- 0.000% 07/01/2010	22532CG16	50,000,000.00	A-1+	P-1	06/30/10	06/30/10	49,999,958.33	0.03	0.00	50,000,000.00	49,999,750.00
BNP PARIBAS FINANCE INC COMM PAPER -- 0.000% 07/02/2010	0556N1G23	25,000,000.00	A-1+	P-1	06/29/10	06/29/10	24,999,645.83	0.17	0.00	24,999,882.00	24,999,775.00
US BANK NA COMM PAPER -- 0.000% 07/02/2010	9033E1G24	50,000,000.00	A-1+	P-1	06/29/10	06/29/10	49,999,041.67	0.23	0.00	49,999,680.50	49,999,550.00
US BANK NA COMM PAPER -- 0.000% 07/06/2010	9033E1G65	50,000,000.00	A-1+	P-1	06/28/10	06/28/10	49,997,222.22	0.25	0.00	49,998,264.00	49,998,600.00
BNP PARIBAS FINANCE INC COMM PAPER -- 0.000% 07/21/2010	0556N1GM9	50,000,000.00	A-1+	P-1	06/29/10	06/29/10	49,991,444.44	0.28	0.00	49,992,222.00	49,992,400.00
BNP PARIBAS FINANCE INC COMM PAPER -- 0.000% 10/01/2010	0556N1K10	25,000,000.00	A-1+	P-1	06/29/10	07/01/10	24,961,666.67	0.60	0.00	24,961,666.67	24,966,550.00
Security Type Sub-Total		275,000,000.00					274,948,958.33	0.22	0.00	274,951,715.17	274,956,500.00



Managed Account Detail of Securities Held

For the Month Ending **June 30, 2010**

SAN BERNARDINO COUNTY - 76990800

Security Type/Description Dated Date/Coupon/Maturity	CUSIP	Par	S&P Rating	Moody's Rating	Trade Date	Settle Date	Original Cost	YTM at Cost	Accrued Interest	Amortized Cost	Market Value
Certificate of Deposit											
BNP PARIBAS SF CERT DEPOS DTD 05/26/2010 0.340% 07/01/2010	05566QZ26	20,000,000.00	A-1+	P-1	05/26/10	05/26/10	20,000,000.00	0.34	6,800.00	20,000,000.00	20,000,078.00
BNP PARIBAS SF CERT DEPOS DTD 06/09/2010 0.320% 07/02/2010	05566QZ91	25,000,000.00	A-1+	P-1	06/09/10	06/09/10	25,000,000.00	0.32	4,888.89	25,000,000.00	25,000,160.00
NORDEA BANK FINLAND NY CERT DEPOS DTD 06/29/2010 0.150% 07/06/2010	65556Q3B7	40,000,000.00	A-1+	P-1	06/29/10	06/29/10	40,000,000.00	0.15	333.33	40,000,000.00	39,999,546.40
NORDEA BANK FINLAND NY CERT DEPOS DTD 06/22/2010 0.250% 07/08/2010	65556Q2X0	25,000,000.00	A-1+	P-1	06/22/10	06/22/10	25,000,000.00	0.25	1,562.50	25,000,000.00	25,000,140.00
BNP PARIBAS SF CERT DEPOS DTD 06/14/2010 0.370% 07/21/2010	05566Q2E6	35,000,000.00	A-1+	P-1	06/14/10	06/14/10	35,000,000.00	0.37	6,115.28	35,000,000.00	35,002,051.00
BNP PARIBAS SF CERT DEPOS DTD 06/23/2010 0.580% 09/22/2010	05566Q2P1	20,000,000.00	A-1+	P-1	06/23/10	06/23/10	20,000,000.00	0.58	2,577.78	20,000,000.00	20,000,680.00
RABOBANK NEDERLAND NV NY CERT DEPOS DTD 05/19/2010 0.540% 11/12/2010	74977MFL4	25,000,000.00	A-1+	P-1	05/18/10	05/19/10	25,000,000.00	0.54	16,125.00	25,000,000.00	24,989,866.50
TORONTO DOMINION BANK NY CERT DEPOS DTD 06/10/2010 0.590% 12/06/2010	89112YEP4	25,000,000.00	A-1+	P-1	06/09/10	06/10/10	25,000,000.00	0.59	8,604.17	25,000,000.00	24,990,701.25
Security Type Sub-Total		215,000,000.00					215,000,000.00	0.37	47,006.95	215,000,000.00	214,983,223.15
Managed Account Sub-Total		4,038,586,000.00					4,075,692,609.22	1.28	18,204,317.97	4,050,148,907.80	4,072,153,186.21
Securities Sub-Total		\$4,038,586,000.00					\$4,075,692,609.22	1.28%	\$18,204,317.97	\$4,050,148,907.80	\$4,072,153,186.21
Accrued Interest											\$18,204,317.97
Total Investments											\$4,090,357,504.18

Bolded items are forward settling trades.



Managed Account Fair Market Value & Analytics

For the Month Ending **June 30, 2010**

SAN BERNARDINO COUNTY - 76990800

Security Type/Description	CUSIP	Par	Broker	Next Call Date	Market Price	Market Value	Unreal G/L On Cost	Unreal G/L Amort Cost	Duration to Worst	YTM at Mkt
U.S. Treasury Bond / Note										
US TREASURY NOTES DTD 07/31/2008 2.750% 07/31/2010	912828JF8	25,000,000.00	JPMCHASE		100.21	25,052,725.00	(540,048.43)	7,167.00	0.09	0.28
US TREASURY NOTES DTD 08/31/2008 2.375% 08/31/2010	912828JJ0	25,000,000.00	DEUTSCHE		100.36	25,090,825.00	(413,081.25)	15,532.75	0.17	0.22
US TREASURY NOTES DTD 08/31/2008 2.375% 08/31/2010	912828JJ0	50,000,000.00	BK AMER		100.36	50,181,650.00	(595,693.75)	2,873.50	0.17	0.22
US TREASURY NOTES DTD 10/31/2008 1.500% 10/31/2010	912828JP6	25,000,000.00	DEUTSCHE		100.43	25,107,425.00	(151,364.05)	38,893.25	0.33	0.21
US TREASURY NOTES DTD 11/30/2008 1.250% 11/30/2010	912828JS0	25,000,000.00	UBS PW		100.43	25,107,425.00	(51,754.68)	57,256.25	0.42	0.22
US TREASURY NOTES DTD 12/31/2008 0.875% 12/31/2010	912828JV3	25,000,000.00	JPMCHASE		100.31	25,078,125.00	(34,179.69)	29,565.50	0.50	0.25
US TREASURY NOTES DTD 12/31/2008 0.875% 12/31/2010	912828JV3	25,000,000.00	BK AMER		100.31	25,078,125.00	(49,804.69)	21,219.50	0.50	0.25
US TREASURY NOTES DTD 01/31/2009 0.875% 01/31/2011	912828JY7	25,000,000.00	DEUTSCHE		100.36	25,089,850.00	(41,009.38)	14,142.50	0.58	0.26
US TREASURY NOTES DTD 01/31/2009 0.875% 01/31/2011	912828JY7	25,000,000.00	MIZUHO		100.36	25,089,850.00	(25,384.38)	14,762.25	0.58	0.26
US TREASURY NOTES DTD 02/15/2001 5.000% 02/15/2011	9128276T4	20,000,000.00	CSFB		102.94	20,588,281.26	(402,343.74)	40,403.06	0.61	0.30
US TREASURY NOTES DTD 02/28/2009 0.875% 02/28/2011	912828KE9	25,000,000.00	DEUTSCHE		100.39	25,096,675.00	(21,489.06)	32,586.00	0.67	0.30
US TREASURY NOTES DTD 02/28/2009 0.875% 02/28/2011	912828KE9	25,000,000.00	DEUTSCHE		100.39	25,096,675.00	(31,254.69)	13,747.25	0.67	0.30
US TREASURY NOTES DTD 03/31/2006 4.750% 03/31/2011	912828FA3	25,000,000.00	UBS AG		103.31	25,828,125.00	(455,078.13)	34,354.00	0.74	0.33
US TREASURY NOTES DTD 04/30/2009 0.875% 04/30/2011	912828KL3	50,000,000.00	UBS AG		100.45	50,222,650.00	46,868.75	114,473.00	0.83	0.34
US TREASURY NOTES DTD 05/31/2009 0.875% 05/31/2011	912828KU3	25,000,000.00	GOLDMAN		100.48	25,119,150.00	14,657.82	30,072.50	0.91	0.35



Managed Account Fair Market Value & Analytics

For the Month Ending **June 30, 2010**

SAN BERNARDINO COUNTY - 76990800

Security Type/Description	CUSIP	Par	Broker	Next Call Date	Market Price	Market Value	Unreal G/L On Cost	Unreal G/L Amort Cost	Duration to Worst	YTM at Mkt
U.S. Treasury Bond / Note										
US TREASURY NOTES DTD 07/31/2006 4.875% 07/31/2011	912828FN5	25,000,000.00	CSFB		104.81	26,202,148.45	(704,101.55)	175,051.20	1.05	0.43
US TREASURY NOTES DTD 05/15/2009 1.375% 05/15/2012	912828KP4	5,000,000.00	DEUTSCHE		101.47	5,073,440.00	124,611.88	106,366.55	1.85	0.59
US TREASURY NOTES DTD 05/15/2009 1.375% 05/15/2012	912828KP4	10,000,000.00	CITIGRP		101.47	10,146,880.00	308,598.75	251,152.10	1.85	0.59
US TREASURY NOTES DTD 05/15/2009 1.375% 05/15/2012	912828KP4	10,000,000.00	CSFB		101.47	10,146,880.00	294,536.25	242,144.60	1.85	0.59
US TREASURY NOTES DTD 05/15/2009 1.375% 05/15/2012	912828KP4	25,000,000.00	DEUTSCHE		101.47	25,367,200.00	278,332.82	287,982.25	1.85	0.59
Security Type Sub-Total		495,000,000.00				499,764,104.71	(2,448,981.20)	1,529,745.01	0.68	0.31
U.S. Government Supported Corporate Debt										
CITIGROUP FUNDING INC (FDIC) FLOAT MTN DTD 01/30/2009 0.438% 07/30/2010	17314AAA0	25,000,000.00	CITIGRP		100.02	25,006,150.00	(10,800.00)	6,150.00	0.08	0.13
GENERAL ELEC CAP CORP (FDIC) GLOBAL FRN DTD 03/12/2009 0.617% 03/11/2011	36967HAM9	22,100,000.00	MORGANST		100.22	22,149,680.80	5,281.90	8,724.64	0.70	0.29
GOLDMAN SACHS GROUP INC (FDIC) GL NOTES DTD 01/21/2009 1.625% 07/15/2011	38146FAF8	25,000,000.00	CITIGRP		101.18	25,293,800.00	362,300.00	323,033.25	1.03	0.49
GOLDMAN SACHS GROUP INC (FDIC) GL NOTES DTD 01/21/2009 1.625% 07/15/2011	38146FAF8	25,000,000.00	GOLDMAN		101.18	25,293,800.00	143,300.00	213,119.00	1.03	0.49
GENERAL ELEC CAP CORP (FDIC) GLOBAL NOTE DTD 03/12/2009 2.250% 03/12/2012	36967HAN7	25,000,000.00	DEUTSCHE		102.60	25,648,900.00	91,150.00	172,256.00	1.66	0.71



Managed Account Fair Market Value & Analytics

For the Month Ending **June 30, 2010**

SAN BERNARDINO COUNTY - 76990800

Security Type/Description	Dated Date/Coupon/Maturity	CUSIP	Par	Broker	Next Call Date	Market Price	Market Value	Unreal G/L On Cost	Unreal G/L Amort Cost	Duration to Worst	YTM at Mkt
U.S. Government Supported Corporate Debt											
CITIGROUP FUNDING INC (FDIC) GLOBAL NOTE		17314AAF9	25,000,000.00	CSFB		102.08	25,519,675.00	72,302.75	136,228.75	1.71	0.80
DTD 03/30/2009 2.000% 03/30/2012											
Security Type Sub-Total			147,100,000.00				148,912,005.80	663,534.65	859,511.64	1.05	0.49
Money Market Fund											
FEDERATED PRIME OBLIGATION MUTUAL		60934N203	1,000,000.00			1.00	1,000,000.00	0.00	0.00	0.00	0.05
FIDELITY GOV'T MM FUND 57		316175108	26,000,000.00			1.00	26,000,000.00	0.00	0.00	0.00	0.05
FEDERATED GOVT OBLIGATIONS FUND		60934N104	57,000,000.00			1.00	57,000,000.00	0.00	0.00	0.00	0.05
GOLDMAN FS GOVERNMENT MM FUND		38141W273	66,000,000.00			1.00	66,000,000.00	0.00	0.00	0.00	0.05
Security Type Sub-Total			150,000,000.00				150,000,000.00	0.00	0.00	0.00	0.05
Federal Agency Discount Note											
FNMA DISC NOTE		313589YU1	50,000,000.00	DIRECT		100.00	49,999,929.50	51,179.50	(70.50)	0.00	0.05
-- 0.000% 07/01/2010											
FHLMC DISC NOTE		313397YU9	50,000,000.00	CSFB		100.00	49,999,929.50	56,665.61	(70.50)	0.00	0.05
-- 0.000% 07/01/2010											
FHLMC DISC NOTE		313397G62	25,000,000.00	JPMCHASE		99.95	24,988,204.50	25,357.28	2,440.50	0.23	0.20
-- 0.000% 09/21/2010											
FNMA DISC NOTE		313589H89	41,591,000.00	DAINRAUS		99.95	41,568,284.66	88,482.82	14,485.31	0.25	0.21
-- 0.000% 10/01/2010											
FHLMC DISC NOTE		313397P88	50,000,000.00	DEUTSCHE		99.90	49,950,383.00	65,105.22	4,827.50	0.39	0.25
-- 0.000% 11/18/2010											
FNMA DISC NOTE		313588BW4	25,000,000.00	CSFB		99.79	24,948,316.50	37,990.11	6,899.75	0.63	0.33
-- 0.000% 02/14/2011											
FNMA DISC NOTE		313588BZ7	25,000,000.00	DAINRAUS		99.79	24,947,271.75	37,716.19	6,626.00	0.63	0.33
-- 0.000% 02/17/2011											
FHLB DISC NOTE		313384GA1	25,000,000.00	CSFB		99.62	24,904,285.25	31,021.36	18,174.25	0.90	0.42
-- 0.000% 05/25/2011											



Managed Account Fair Market Value & Analytics

For the Month Ending **June 30, 2010**

SAN BERNARDINO COUNTY - 76990800

Security Type/Description Dated Date/Coupon/Maturity	CUSIP	Par	Broker	Next Call Date	Market Price	Market Value	Unreal G/L On Cost	Unreal G/L Amort Cost	Duration to Worst	YTM at Mkt
Federal Agency Discount Note										
FHLB DISC NOTE -- 0.000% 05/25/2011	313384GA1	25,000,000.00	MIZUHO		99.62	24,904,285.25	31,021.36	18,174.25	0.90	0.42
Security Type Sub-Total		316,591,000.00				316,210,889.91	424,539.45	71,486.56	0.35	0.22

Federal Agency Bond / Note										
FHLB GLOBAL BONDS DTD 04/20/2009 1.060% 07/13/2010	3133XTHRO	25,000,000.00	DAINRAUS		100.03	25,007,812.50	(71,687.50)	5,558.25	0.04	0.19
FNMA FLOATING GLOBAL NOTES DTD 01/12/2009 0.188% 07/13/2010	31398AUW0	25,500,000.00	MIZUHO		100.00	25,499,949.00	13,464.00	2,519.91	0.04	0.18
FHLB GLOBAL BONDS DTD 06/19/2008 3.500% 07/16/2010	3133XRN22	50,000,000.00	MIZUHO		100.13	50,062,500.00	(588,000.00)	45,625.00	0.04	0.68
FNMA NOTES (EX-CALLABLE) DTD 08/02/2005 4.750% 08/02/2010	3136F7GP6	7,575,000.00	GILFORD		100.38	7,603,406.25	(253,686.75)	17,166.39	0.09	0.52
FHLMC GLOBAL NOTES (EX-CALLABLE) DTD 08/04/2005 4.790% 08/04/2010	3128X4GL9	15,000,000.00	GILFORD		100.42	15,062,760.00	(651,090.00)	33,610.50	0.09	0.35
FHLB BONDS DTD 08/06/2003 4.550% 08/06/2010	3133X0KH1	11,000,000.00	MIZUHO		100.41	11,044,687.50	(285,092.50)	30,210.51	0.10	0.48
FHLB TAP BONDS DTD 08/16/2000 6.875% 08/13/2010	3133MBZE0	13,980,000.00	CITIGRP		100.78	14,089,218.75	(1,093,900.05)	46,578.28	0.12	0.32
FHLB TAP BONDS DTD 07/24/2003 4.125% 08/13/2010	3133X0607	17,000,000.00	GILFORD		100.47	17,079,687.50	(338,172.50)	57,418.69	0.12	0.20
FHLB TAP BONDS DTD 08/22/2002 4.750% 08/13/2010	3133MRCM2	25,000,000.00	CITIGRP		100.53	25,132,812.50	(396,437.50)	102,966.75	0.12	0.30
FHLMC GLOBAL NOTES DTD 03/10/2009 1.450% 09/10/2010	3128X8QT2	10,000,000.00	LOOP CAP		100.23	10,023,350.00	(56,450.00)	11,413.60	0.19	0.25
FHLMC GLOBAL NOTES DTD 03/10/2009 1.450% 09/10/2010	3128X8QT2	10,000,000.00	GILFORD		100.23	10,023,350.00	(56,660.00)	11,382.30	0.19	0.25
FHLB TAP BONDS DTD 07/09/2008 3.375% 09/10/2010	3133XRT83	25,000,000.00	UBS PW		100.59	25,148,437.50	102,937.50	144,009.75	0.19	0.32



Managed Account Fair Market Value & Analytics

For the Month Ending **June 30, 2010**

SAN BERNARDINO COUNTY - 76990800

Security Type/Description	CUSIP	Par	Broker	Next Call Date	Market Price	Market Value	Unreal G/L On Cost	Unreal G/L Amort Cost	Duration to Worst	YTM at Mkt
Federal Agency Bond / Note										
FFCB BONDS DTD 06/13/2007 5.250% 09/13/2010	31331XE40	25,000,000.00	BARCLAYS		100.97	25,242,187.50	(1,291,062.50)	43,037.25	0.20	0.46
FNMA GLOBAL BENCHMARK NOTES DTD 09/13/2007 4.375% 09/13/2010	31398AGU0	25,000,000.00	MIZUHO		100.84	25,210,937.50	(942,062.50)	60,560.50	0.20	0.21
FHLMC GLOBAL REFERENCE NOTES DTD 09/22/2000 6.875% 09/15/2010	3134A35H5	25,000,000.00	CITIGRP		101.41	25,351,562.50	(1,346,937.50)	154,561.50	0.21	0.12
FNMA NOTES DTD 03/16/2009 1.500% 09/16/2010	3136FHFE0	25,000,000.00	JPMCHASE		100.28	25,070,312.50	6,062.50	60,979.25	0.21	0.17
FHLB BONDS DTD 04/01/2009 1.450% 09/30/2010	3133XTCW4	25,000,000.00	UBS PW		100.31	25,078,125.00	(41,875.00)	57,351.25	0.25	0.20
FFCB BONDS DTD 10/04/2007 4.500% 10/04/2010	31331X6M9	25,000,000.00	MIZUHO		101.09	25,273,437.50	(903,812.50)	149,595.50	0.26	0.30
FHLB GLOBAL BONDS DTD 04/14/2009 1.250% 10/14/2010	3133XTHN9	25,000,000.00	CSFB		100.28	25,070,312.50	(1,187.50)	56,154.00	0.29	0.27
FNMA GLOBAL BENCHMARK NOTES DTD 11/03/2000 6.625% 11/15/2010	31359MGJ6	25,000,000.00	UBS AG		102.41	25,601,562.50	(1,876,437.50)	236,791.50	0.37	0.20
FFCB BONDS DTD 11/22/2000 6.700% 11/22/2010	31331H4M6	9,315,000.00	1ST TENN		102.56	9,553,696.88	(694,643.58)	95,072.81	0.39	0.20
FHLMC GLOBAL REFERENCE NOTES DTD 10/10/2008 2.875% 11/23/2010	3137EABV0	25,000,000.00	UBS PW		101.09	25,272,500.00	375,500.00	292,655.00	0.40	0.13
FHLB TAP BONDS DTD 06/02/2008 3.500% 12/10/2010	3133XRFK1	5,200,000.00	LOOP CAP		101.44	5,274,750.00	(118,118.00)	29,687.32	0.44	0.26
FHLB TAP BONDS DTD 05/05/2008 3.000% 12/10/2010	3133XR4S6	11,385,000.00	MERRILL		101.22	11,523,754.69	(189,759.49)	62,029.81	0.44	0.25
FHLB BONDS (EX-CALLABLE) DTD 07/03/2003 3.150% 01/03/2011	31339XUJ1	8,485,000.00	1ST TENN		101.44	8,606,971.88	141,402.53	125,811.17	0.50	0.32
FFCB BONDS DTD 01/12/2009 1.600% 01/12/2011	31331GJY6	25,000,000.00	JPMCHASE		100.69	25,171,875.00	122,375.00	158,602.00	0.53	0.31
FFCB BONDS DTD 01/12/2009 1.600% 01/12/2011	31331GJY6	25,000,000.00	JPMCHASE		100.69	25,171,875.00	86,875.00	149,094.75	0.53	0.31



Managed Account Fair Market Value & Analytics

For the Month Ending **June 30, 2010**

SAN BERNARDINO COUNTY - 76990800

Security Type/Description	CUSIP	Par	Broker	Next Call Date	Market Price	Market Value	Unreal G/L On Cost	Unreal G/L Amort Cost	Duration to Worst	YTM at Mkt
Federal Agency Bond / Note										
FFCB BONDS DTD 01/18/2008 3.500% 01/18/2011	31331YNJ5	10,000,000.00	MIZUHO		101.72	10,171,875.00	86,075.00	153,589.30	0.54	0.37
FHLMC GLOBAL REFERENCE NOTES DTD 12/16/2005 4.750% 01/18/2011	3134A4VJ0	10,000,000.00	UBS PW		102.41	10,240,625.00	(153,675.00)	156,771.00	0.54	0.37
FHLMC GLOBAL REFERENCE NOTES DTD 12/16/2005 4.750% 01/18/2011	3134A4VJ0	20,000,000.00	CITIGRP		102.41	20,481,250.00	(249,750.00)	325,143.00	0.54	0.37
FHLB GLOBAL BONDS DTD 08/03/2009 0.950% 02/03/2011	3133XUHG1	25,000,000.00	BARCLAYS		100.34	25,085,937.50	(61,812.50)	13,491.00	0.59	0.37
FFCB DESIGNATED BONDS DTD 03/06/2006 4.875% 02/18/2011	31331VSK3	12,500,000.00	1ST TENN		102.81	12,851,562.50	(227,111.25)	86.25	0.62	0.42
FFCB DESIGNATED BONDS DTD 03/06/2006 4.875% 02/18/2011	31331VSK3	12,500,000.00	UNION BK		102.81	12,851,562.50	(227,111.25)	86.25	0.62	0.42
FHLB TAP BONDS DTD 11/19/2009 0.375% 02/18/2011	3133XVU82	25,000,000.00	DAINRAUS		100.00	25,000,000.00	25,000.00	12,774.50	0.63	0.37
FFCB BONDS DTD 03/03/2008 3.000% 03/03/2011	31331YWG1	50,000,000.00	CITIGRP		101.75	50,875,000.00	(554,000.00)	431,242.50	0.67	0.40
FHLMC FLOATING MTN DTD 03/09/2009 0.607% 03/09/2011	3128X8RC8	10,000,000.00	MORGANST		100.08	10,007,540.00	(4,360.00)	2,054.60	0.70	0.49
FHLMC FLOATING MTN DTD 03/09/2009 0.607% 03/09/2011	3128X8RC8	10,000,000.00	UNION BK		100.08	10,007,540.00	(4,400.00)	2,040.20	0.70	0.49
FHLMC FLOATING MTN DTD 03/09/2009 0.607% 03/09/2011	3128X8RC8	10,000,000.00	OPPENHIE		100.08	10,007,540.00	(4,403.13)	2,039.00	0.70	0.49
FHLMC FLOATING MTN DTD 03/09/2009 0.607% 03/09/2011	3128X8RC8	25,000,000.00	MORGANST		100.08	25,018,850.00	14,350.00	16,893.00	0.70	0.49
FHLMC FLOATING MTN DTD 03/09/2009 0.607% 03/09/2011	3128X8RC8	25,000,000.00	MORGANST		100.08	25,018,850.00	13,850.00	16,342.75	0.70	0.49
FHLB TAP BONDS DTD 02/22/2008 3.250% 03/11/2011	3133XPWW0	25,000,000.00	MERRILL		101.97	25,492,187.50	419,687.50	469,712.25	0.69	0.42
FHLB TAP BONDS DTD 02/08/2008 2.875% 03/11/2011	3133XPNY6	25,000,000.00	JPMCHASE		101.69	25,421,875.00	(310,675.00)	20,525.25	0.69	0.45



Managed Account Fair Market Value & Analytics

For the Month Ending **June 30, 2010**

SAN BERNARDINO COUNTY - 76990800

Security Type/Description	CUSIP	Par	Broker	Next Call Date	Market Price	Market Value	Unreal G/L On Cost	Unreal G/L Amort Cost	Duration to Worst	YTM at Mkt
Federal Agency Bond / Note										
FNMA GLOBAL BENCHMARK NOTES DTD 03/26/2001 5.500% 03/15/2011	31359MHK2	25,000,000.00	MERRILL		103.59	25,898,437.50	(612,212.50)	432,528.75	0.69	0.41
FNMA GLOBAL NOTES DTD 02/27/2009 1.750% 03/23/2011	31398AVO2	25,000,000.00	DEUTSCHE		100.97	25,242,187.50	(134,062.50)	28,486.75	0.72	0.42
FHLB GLOBAL BONDS DTD 09/10/2009 0.750% 03/25/2011	3133XUSX2	25,000,000.00	BARCLAYS		100.28	25,070,312.50	6,812.50	34,654.50	0.73	0.37
FFCB BONDS DTD 04/07/2004 3.750% 04/07/2011	31331TZN4	12,150,000.00	MIZUHO		102.56	12,461,343.75	33,108.75	238,541.07	0.76	0.41
FHLMC GLOBAL REFERENCE NOTES DTD 03/09/2006 5.125% 04/18/2011	3137EAAB5	12,000,000.00	GOLDMAN		103.75	12,450,000.00	(323,400.00)	244,347.00	0.79	0.42
FHLMC GLOBAL REFERENCE NOTES DTD 03/09/2006 5.125% 04/18/2011	3137EAAB5	25,000,000.00	CITIGRP		103.75	25,937,500.00	(675,000.00)	509,086.25	0.79	0.42
FHLMC GLOBAL REFERENCE NOTES DTD 03/09/2006 5.125% 04/18/2011	3137EAAB5	25,000,000.00	MERRILL		103.75	25,937,500.00	(92,500.00)	598,185.50	0.79	0.42
FFCB BONDS DTD 04/21/2008 2.625% 04/21/2011	31331YG46	25,000,000.00	CITIGRP		101.78	25,445,312.50	707,312.50	533,267.00	0.80	0.42
FFCB BONDS DTD 04/21/2008 2.625% 04/21/2011	31331YG46	50,000,000.00	BARCLAYS		101.78	50,890,625.00	1,954,125.00	1,243,412.50	0.80	0.42
FNMA GLOBAL BENCHMARK NOTES DTD 05/25/2001 6.000% 05/15/2011	31359MJH7	50,000,000.00	CITIGRP		104.91	52,453,125.00	(860,375.00)	1,262,861.50	0.86	0.38
FFCB FLOATING BONDS DTD 05/18/2009 0.438% 05/18/2011	31331GWG0	25,000,000.00	GOLDMAN		100.12	25,029,375.00	28,875.00	28,875.00	0.88	0.31
FHLB GLOBAL BONDS (CALLABLE) DTD 05/19/2010 0.700% 06/03/2011	3133XYFL4	25,000,000.00	JPMCHASE	08/20/10	100.03	25,007,812.50	10,312.50	10,031.00	0.14	0.67
FHLB BONDS DTD 05/24/2010 0.580% 06/10/2011	3133XYNZ4	15,000,000.00	GOLDMAN		100.13	15,018,750.00	19,800.00	19,719.30	0.94	0.45
FHLB BONDS DTD 05/24/2010 0.580% 06/10/2011	3133XYNZ4	15,000,000.00	USBPJ		100.13	15,018,750.00	19,800.00	19,719.30	0.94	0.45
FHLB TAP BONDS DTD 05/24/2005 4.250% 06/10/2011	3133XBYA7	25,000,000.00	BK AMER		103.41	25,851,562.50	693,312.50	797,473.50	0.93	0.63



Managed Account Fair Market Value & Analytics

For the Month Ending **June 30, 2010**

SAN BERNARDINO COUNTY - 76990800

Security Type/Description	CUSIP	Par	Broker	Next Call Date	Market Price	Market Value	Unreal G/L On Cost	Unreal G/L Amort Cost	Duration to Worst	YTM at Mkt
Federal Agency Bond / Note										
FHLB GLOBAL BONDS DTD 05/27/2008 3.375% 06/24/2011	3133XRCW8	30,295,000.00	BARCLAYS		102.69	31,109,178.13	(111,334.12)	(13,283.75)	0.97	0.63
FHLB GLOBAL BONDS DTD 06/12/2009 1.625% 07/27/2011	3133XTXH4	11,100,000.00	JPMCHASE		101.19	11,231,812.50	2,419.80	11,131.63	1.06	0.52
FFCB BONDS DTD 06/25/2008 3.875% 08/25/2011	31331YZ86	25,000,000.00	BARCLAYS		103.88	25,968,750.00	450,750.00	750,577.75	1.12	0.50
FFCB BONDS DTD 06/25/2008 3.875% 08/25/2011	31331YZ86	50,000,000.00	BARCLAYS		103.88	51,937,500.00	1,043,500.00	1,560,886.50	1.12	0.50
FNMA NOTES (CALLABLE) DTD 09/28/2009 1.250% 09/28/2011	31398AZH8	25,000,000.00	GILFORD	09/28/10	100.13	25,031,250.00	(75,000.00)	686.00	0.24	1.15
FHLMC (FLOATING) MTN DTD 04/26/2010 0.347% 10/26/2011	3134G1BL7	20,800,000.00	MIZUHO		99.96	20,790,868.80	(4,971.20)	(4,971.20)	1.32	0.38
FFCB BONDS (FLOATING) DTD 11/02/2009 0.331% 11/02/2011	31331G2M0	25,000,000.00	MORGANST		99.99	24,997,575.00	(2,425.00)	(2,425.00)	1.34	0.34
FHLMC GLOBAL NOTES (CALLABLE) DTD 11/10/2009 1.200% 11/10/2011	3128X9KQ2	25,000,000.00	LOOP CAP	11/10/10	100.21	25,051,500.00	76,500.00	68,543.00	0.36	1.05
FHLMC GLOBAL NOTES (CALLABLE) DTD 11/10/2009 1.200% 11/10/2011	3128X9KQ2	25,000,000.00	MIZUHO	11/10/10	100.21	25,051,500.00	76,500.00	68,543.00	0.36	1.05
FHLB GLOBAL NOTES (CALLABLE) DTD 12/09/2009 1.050% 12/09/2011	3133XVWS6	25,000,000.00	JPMCHASE	09/09/10	100.09	25,023,437.50	35,937.50	32,456.75	0.19	0.98
FFCB BONDS (CALLABLE) DTD 12/23/2009 1.050% 12/23/2011	31331G6Q7	25,000,000.00	LOOP CAP	12/23/10	100.34	25,085,937.50	85,937.50	85,937.50	0.48	0.82
FFCB BONDS DTD 01/12/2010 1.100% 01/12/2012	31331JBL6	25,000,000.00	UBS AG		100.75	25,187,500.00	122,500.00	134,932.75	1.51	0.61
FHLB BONDS (CALLABLE) DTD 01/19/2010 1.200% 01/19/2012	3133XWNW5	25,000,000.00	UBS AG	07/19/10	100.03	25,007,812.50	10,312.50	9,761.25	0.05	1.18
FNMA GLOBAL NOTES (CALLABLE) DTD 01/20/2010 1.500% 01/20/2012	31398AC91	12,500,000.00	JPMCHASE	07/20/10	100.03	12,503,906.25	3,906.25	3,906.25	0.06	1.48
FNMA GLOBAL NOTES (CALLABLE) DTD 01/20/2010 1.500% 01/20/2012	31398AC91	12,500,000.00	UBS AG	07/20/10	100.03	12,503,906.25	3,906.25	3,906.25	0.06	1.48



Managed Account Fair Market Value & Analytics

For the Month Ending **June 30, 2010**

SAN BERNARDINO COUNTY - 76990800

Security Type/Description	CUSIP	Par	Broker	Next Call Date	Market Price	Market Value	Unreal G/L On Cost	Unreal G/L Amort Cost	Duration to Worst	YTM at Mkt
Federal Agency Bond / Note										
FHLMC GLOBAL NOTES (CALLABLE) DTD 01/25/2010 1.375% 01/25/2012	3128X9TM2	25,000,000.00	UBS AG	01/25/11	100.46	25,115,200.00	115,200.00	115,200.00	0.56	1.08
FHLB BONDS (CALLABLE) DTD 01/25/2010 1.125% 01/25/2012	3133XWPU7	25,000,000.00	LOOP CAP	01/25/11	100.38	25,093,750.00	96,250.00	95,712.75	0.57	0.88
FFCB BONDS (CALLABLE) DTD 02/09/2010 1.040% 02/09/2012	31331JDM2	25,000,000.00	DIRECT	02/09/11	100.41	25,101,562.50	109,062.50	107,595.00	0.60	0.79
FHLB BONDS DTD 12/24/2009 1.050% 02/24/2012	3133XWFP9	25,000,000.00	CSFB		100.66	25,164,062.50	309,812.50	276,139.00	1.63	0.65
FHLB GLOBAL BONDS DTD 03/19/2010 1.125% 05/18/2012	3133XXPV3	25,000,000.00	UBS AG		100.75	25,187,500.00	151,750.00	154,147.75	1.86	0.72
FNMA NOTES (CALLABLE) DTD 05/25/2010 1.300% 05/25/2012	31398AS37	25,000,000.00	CITIGRP	05/25/11	100.56	25,140,625.00	124,375.00	125,995.00	0.90	1.00
FNMA NOTES (CALLABLE) DTD 05/25/2010 1.400% 05/25/2012	31398AS78	25,000,000.00	JPMCHASE	08/25/10	100.09	25,023,437.50	10,937.50	15,937.50	0.15	1.35
FNMA NOTES (CALLABLE) DTD 05/25/2010 1.300% 05/25/2012	31398AS37	25,000,000.00	CITIGRP	05/25/11	100.56	25,140,625.00	118,125.00	120,197.75	0.90	1.00
FHLMC GLOBAL NOTES (CALLABLE) DTD 06/15/2010 1.400% 06/15/2012	3134G1EY6	18,260,000.00	BK AMER	09/15/10	100.14	18,285,125.76	25,125.76	25,125.76	0.21	1.33
FHLMC GLOBAL NOTES DTD 05/21/2009 1.750% 06/15/2012	3137EACC1	25,000,000.00	CITIGRP		101.97	25,492,187.50	162,437.50	183,596.25	1.93	0.74
FNMA NOTES (CALLABLE) DTD 07/16/2009 2.125% 07/16/2012	3136FHN27	40,850,000.00	DAINRAUS	07/16/10	100.06	40,875,531.25	(612.75)	24,436.47	0.04	2.09
FHLMC GLOBAL NOTES (CALLABLE) DTD 04/30/2010 1.500% 07/30/2012	3128X96S4	50,000,000.00	JPMCHASE	07/30/10	100.08	50,041,100.00	48,600.00	48,255.00	0.33	1.46
FHLB BONDS (CALLABLE) DTD 02/03/2010 1.450% 08/03/2012	3133XWR76	25,000,000.00	GOLDMAN	02/03/11	100.59	25,148,437.50	153,437.50	152,627.25	0.59	1.16
FHLB GLOBAL BONDS DTD 07/23/2009 1.750% 08/22/2012	3133XUE41	50,000,000.00	CSFB		101.94	50,968,750.00	1,201,250.00	1,133,350.00	2.09	0.84
FHLMC GLOBAL REFERENCE NOTES DTD 08/06/2009 2.125% 09/21/2012	3137EACE7	25,000,000.00	BARCLAYS		102.81	25,703,125.00	310,125.00	383,499.50	2.16	0.85



Managed Account Fair Market Value & Analytics

For the Month Ending **June 30, 2010**

SAN BERNARDINO COUNTY - 76990800

Security Type/Description	CUSIP	Par	Broker	Next Call Date	Market Price	Market Value	Unreal G/L On Cost	Unreal G/L Amort Cost	Duration to Worst	YTM at Mkt
Federal Agency Bond / Note										
FHLB STEP CPN BONDS (CALLABLE) DTD 09/30/2009 1.500% 09/25/2012	3133XUZU0	50,000,000.00	JPMCHASE	09/25/10	100.25	50,125,000.00	75,000.00	125,000.00	0.24	2.45
FHLB BONDS DTD 11/04/2009 1.750% 12/14/2012	3133XVNT4	25,000,000.00	BARCLAYS		101.94	25,484,375.00	268,125.00	308,532.25	2.40	0.95
FHLB BONDS DTD 11/04/2009 1.750% 12/14/2012	3133XVNT4	25,000,000.00	GILFORD		101.94	25,484,375.00	444,875.00	451,821.75	2.40	0.95
FHLMC GLOBAL NOTES (CALLABLE) DTD 12/17/2009 1.700% 12/17/2012	3128X9PN4	25,000,000.00	GOLDMAN	12/17/10	100.48	25,119,525.00	103,275.00	112,001.50	0.46	1.50
FHLMC GLOBAL NOTES (CALLABLE) DTD 12/17/2009 1.700% 12/17/2012	3128X9PN4	50,000,000.00	GOLDMAN	12/17/10	100.48	50,239,050.00	424,050.00	391,548.00	0.46	1.50
FFCB BONDS DTD 12/24/2009 1.625% 12/24/2012	31331JAB9	25,000,000.00	DIRECT		101.53	25,382,812.50	452,812.50	440,946.50	2.43	1.00
FNMA GLOBAL NOTES (CALLABLE) DTD 12/28/2009 1.750% 12/28/2012	31398AB76	25,000,000.00	DIRECT	12/28/10	100.53	25,132,812.50	242,812.50	224,609.00	0.49	1.53
FNMA GLOBAL NOTES (CALLABLE) DTD 12/28/2009 1.750% 12/28/2012	31398AB76	25,000,000.00	GOLDMAN	12/28/10	100.53	25,132,812.50	151,562.50	148,933.75	0.49	1.53
FFCB BONDS (CALLABLE) DTD 02/19/2010 1.670% 02/19/2013	31331JEK5	25,000,000.00	JPMCHASE	08/19/11	101.09	25,273,437.50	385,937.50	372,757.25	1.12	1.25
FFCB BONDS DTD 01/15/2010 1.750% 02/21/2013	31331JBV4	25,000,000.00	GILFORD		101.47	25,367,187.50	331,937.50	336,368.00	2.56	1.18
FNMA GLOBAL NOTES (CALLABLE) DTD 03/15/2010 1.800% 03/15/2013	31398AH70	50,000,000.00	JPMCHASE	03/15/11	100.78	50,390,625.00	465,625.00	458,432.50	0.70	1.50
FFCB BONDS DTD 04/15/2010 1.875% 04/15/2013	31331JKS1	25,000,000.00	JPMCHASE		101.94	25,484,375.00	366,275.00	373,900.75	2.71	1.17
FNMA GLOBAL NOTES (CALLABLE) DTD 05/10/2010 2.000% 05/10/2013	31398AO96	50,000,000.00	MORGANST	11/10/10	100.50	50,250,000.00	275,000.00	273,849.00	0.36	1.82
Security Type Sub-Total		2,439,895,000.00				2,467,326,462.64	(2,169,280.73)	19,555,527.22	0.73	0.76

Commercial Paper



Managed Account Fair Market Value & Analytics

For the Month Ending **June 30, 2010**

SAN BERNARDINO COUNTY - 76990800

Security Type/Description	Dated Date/Coupon/Maturity	CUSIP	Par	Broker	Next Call Date	Market Price	Market Value	Unreal G/L On Cost	Unreal G/L Amort Cost	Duration to Worst	YTM at Mkt
Commercial Paper											
CREDIT AGRICOLE NA COMM PAPER		22532CG16	25,000,000.00	CREDITAG		100.00	24,999,875.00	(104.17)	(125.00)	0.00	0.18
-- 0.000% 07/01/2010											
CREDIT AGRICOLE NA COMM PAPER		22532CG16	50,000,000.00	CREDITAG		100.00	49,999,750.00	(208.33)	(250.00)	0.00	0.18
-- 0.000% 07/01/2010											
BNP PARIBAS FINANCE INC COMM PAPER		0556N1G23	25,000,000.00	BNP DIR		100.00	24,999,775.00	129.17	(107.00)	0.01	0.16
-- 0.000% 07/02/2010											
US BANK NA COMM PAPER		9033E1G24	50,000,000.00	US BANK		100.00	49,999,550.00	508.33	(130.50)	0.01	0.16
-- 0.000% 07/02/2010											
US BANK NA COMM PAPER		9033E1G65	50,000,000.00	US BANK		100.00	49,998,600.00	1,377.78	336.00	0.02	0.17
-- 0.000% 07/06/2010											
BNP PARIBAS FINANCE INC COMM PAPER		0556N1GM9	50,000,000.00	BNP DIR		99.98	49,992,400.00	955.56	178.00	0.06	0.26
-- 0.000% 07/21/2010											
BNP PARIBAS FINANCE INC COMM PAPER		0556N1K10	25,000,000.00	BNP DIR		99.87	24,966,550.00	4,883.33	4,883.33	0.25	0.52
-- 0.000% 10/01/2010											
Security Type Sub-Total			275,000,000.00				274,956,500.00	7,541.67	4,784.83	0.04	0.22
Certificate of Deposit											
BNP PARIBAS SF CERT DEPOS		05566QZ26	20,000,000.00	BNP DIR		100.00	20,000,078.00	78.00	78.00	0.00	0.20
DTD 05/26/2010 0.340% 07/01/2010											
BNP PARIBAS SF CERT DEPOS		05566QZ91	25,000,000.00	BNP DIR		100.00	25,000,160.00	160.00	160.00	0.01	0.20
DTD 06/09/2010 0.320% 07/02/2010											
NORDEA BANK FINLAND NY CERT DEPOS		65556Q3B7	40,000,000.00	NORDEA		100.00	39,999,546.40	(453.60)	(453.60)	0.02	0.22
DTD 06/29/2010 0.150% 07/06/2010											
NORDEA BANK FINLAND NY CERT DEPOS		65556Q2X0	25,000,000.00	NORDEA		100.00	25,000,140.00	140.00	140.00	0.02	0.22
DTD 06/22/2010 0.250% 07/08/2010											
BNP PARIBAS SF CERT DEPOS		05566Q2E6	35,000,000.00	BNP DIR		100.01	35,002,051.00	2,051.00	2,051.00	0.06	0.27
DTD 06/14/2010 0.370% 07/21/2010											
BNP PARIBAS SF CERT DEPOS		05566Q2P1	20,000,000.00	BNP DIR		100.00	20,000,680.00	680.00	680.00	0.23	0.57
DTD 06/23/2010 0.580% 09/22/2010											



Managed Account Fair Market Value & Analytics

For the Month Ending **June 30, 2010**

SAN BERNARDINO COUNTY - 76990800

Security Type/Description Dated Date/Coupon/Maturity	CUSIP	Par	Broker	Next Call Date	Market Price	Market Value	Unreal G/L On Cost	Unreal G/L Amort Cost	Duration to Worst	YTM at Mkt
Certificate of Deposit										
RABOBANK NEDERLAND NV NY CERT DEPOS DTD 05/19/2010 0.540% 11/12/2010	74977MFL4	25,000,000.00	RABOBANK		99.96	24,989,866.50	(10,133.50)	(10,133.50)	0.37	0.65
TORONTO DOMINION BANK NY CERT DEPOS DTD 06/10/2010 0.590% 12/06/2010	89112YEP4	25,000,000.00	TOR DOM		99.96	24,990,701.25	(9,298.75)	(9,298.75)	0.43	0.67
Security Type Sub-Total		215,000,000.00				214,983,223.15	(16,776.85)	(16,776.85)	0.13	0.36
Managed Account Sub-Total		4,038,586,000.00				4,072,153,186.21	(3,539,423.01)	22,004,278.41	0.60	0.57
Securities Sub-Total		\$4,038,586,000.00				\$4,072,153,186.21	(\$3,539,423.01)	\$22,004,278.41	0.60	0.57%
Accrued Interest						\$18,204,317.97				
Total Investments						\$4,090,357,504.18				

Bolded items are forward settling trades.



Managed Account Security Transactions & Interest

For the Month Ending **June 30, 2010**

SAN BERNARDINO COUNTY - 76990800

Transaction Type	Trade	Settle	Security Description	CUSIP	Par	Principal Proceeds	Accrued Interest	Total	Realized G/L Cost	Realized G/L Amort Cost	Sale Method
BUY											
	05/26/10	06/15/10	FHLMC GLOBAL NOTES (CALLABLE) DTD 06/15/2010 1.400% 06/15/2012	3134G1EY6	18,260,000.00	(18,260,000.00)	0.00	(18,260,000.00)			
	06/01/10	06/01/10	BNP PARIBAS FINANCE INC COMM PAPER -- 0.000% 06/02/2010	0556N1F24	50,000,000.00	(49,999,666.67)	0.00	(49,999,666.67)			
	06/01/10	06/01/10	BNP PARIBAS FINANCE INC COMM PAPER -- 0.000% 06/02/2010	0556N1F24	50,000,000.00	(49,999,666.67)	0.00	(49,999,666.67)			
	06/01/10	06/01/10	CREDIT AGRICOLE NA COMM PAPER -- 0.000% 06/02/2010	22532CF25	40,000,000.00	(39,999,777.78)	0.00	(39,999,777.78)			
	06/01/10	06/01/10	CREDIT AGRICOLE NA COMM PAPER -- 0.000% 06/02/2010	22532CF25	50,000,000.00	(49,999,722.22)	0.00	(49,999,722.22)			
	06/01/10	06/01/10	SOCIETE GENERALE NA COMM PAPER -- 0.000% 06/02/2010	83365SF24	50,000,000.00	(49,999,652.78)	0.00	(49,999,652.78)			
	06/01/10	06/01/10	SOCIETE GENERALE NA COMM PAPER -- 0.000% 06/02/2010	83365SF24	50,000,000.00	(49,999,652.78)	0.00	(49,999,652.78)			
	06/01/10	06/01/10	RABOBANK USA FIN CORP COMM PAPER -- 0.000% 06/02/2010	74977LF28	50,000,000.00	(49,999,722.22)	0.00	(49,999,722.22)			
	06/01/10	06/01/10	RABOBANK USA FIN CORP COMM PAPER -- 0.000% 06/02/2010	74977LF28	50,000,000.00	(49,999,722.22)	0.00	(49,999,722.22)			
	06/02/10	06/02/10	RABOBANK USA FIN CORP COMM PAPER -- 0.000% 06/03/2010	74977LF36	50,000,000.00	(49,999,722.22)	0.00	(49,999,722.22)			
	06/02/10	06/02/10	RABOBANK USA FIN CORP COMM PAPER -- 0.000% 06/03/2010	74977LF36	50,000,000.00	(49,999,722.22)	0.00	(49,999,722.22)			



Managed Account Security Transactions & Interest

For the Month Ending **June 30, 2010**

SAN BERNARDINO COUNTY - 76990800

Transaction Type	Trade	Settle	Security Description	CUSIP	Par	Principal Proceeds	Accrued Interest	Total	Realized G/L Cost	Realized G/L Amort Cost	Sale Method
BUY											
	06/02/10	06/02/10	SOCIETE GENERALE N AMER COMM PAPER -- 0.000% 06/03/2010	83365SF32	50,000,000.00	(49,999,652.78)	0.00	(49,999,652.78)			
	06/02/10	06/02/10	SOCIETE GENERALE N AMER COMM PAPER -- 0.000% 06/03/2010	83365SF32	50,000,000.00	(49,999,652.78)	0.00	(49,999,652.78)			
	06/02/10	06/02/10	CREDIT AGRICOLE NA COMM PAPER -- 0.000% 06/03/2010	22532CF33	50,000,000.00	(49,999,680.56)	0.00	(49,999,680.56)			
	06/02/10	06/02/10	CREDIT AGRICOLE NA COMM PAPER -- 0.000% 06/03/2010	22532CF33	50,000,000.00	(49,999,680.56)	0.00	(49,999,680.56)			
	06/02/10	06/02/10	BNP PARIBAS FINANCE INC COMM PAPER -- 0.000% 06/03/2010	0556N1F32	50,000,000.00	(49,999,680.56)	0.00	(49,999,680.56)			
	06/02/10	06/02/10	BNP PARIBAS FINANCE INC COMM PAPER -- 0.000% 06/03/2010	0556N1F32	50,000,000.00	(49,999,680.56)	0.00	(49,999,680.56)			
	06/02/10	06/03/10	FHLB BONDS DTD 05/24/2010 0.580% 06/10/2011	3133XYNZ4	15,000,000.00	(14,998,950.00)	(2,175.00)	(15,001,125.00)			
	06/02/10	06/03/10	FHLB BONDS DTD 05/24/2010 0.580% 06/10/2011	3133XYNZ4	15,000,000.00	(14,998,950.00)	(2,175.00)	(15,001,125.00)			
	06/02/10	06/03/10	FHLB GLOBAL BONDS DTD 06/12/2009 1.625% 07/27/2011	3133TXH4	11,100,000.00	(11,229,392.70)	(63,131.25)	(11,292,523.95)			
	06/03/10	06/03/10	BNP PARIBAS FINANCE INC COMM PAPER -- 0.000% 06/04/2010	0556N1F40	50,000,000.00	(49,999,680.56)	0.00	(49,999,680.56)			
	06/03/10	06/03/10	BNP PARIBAS FINANCE INC COMM PAPER -- 0.000% 06/04/2010	0556N1F40	50,000,000.00	(49,999,680.56)	0.00	(49,999,680.56)			
	06/03/10	06/03/10	CREDIT AGRICOLE NA COMM PAPER -- 0.000% 06/04/2010	22532CF41	50,000,000.00	(49,999,694.44)	0.00	(49,999,694.44)			



Managed Account Security Transactions & Interest

For the Month Ending **June 30, 2010**

SAN BERNARDINO COUNTY - 76990800

Transaction Type	Trade	Settle	Security Description	CUSIP	Par	Principal Proceeds	Accrued Interest	Total	Realized G/L Cost	Realized G/L Amort Cost	Sale Method
BUY											
	06/03/10	06/03/10	CREDIT AGRICOLE NA COMM PAPER -- 0.000% 06/04/2010	22532CF41	50,000,000.00	(49,999,694.44)	0.00	(49,999,694.44)			
	06/03/10	06/03/10	SOCIETE GENERALE NA COMM PAPER -- 0.000% 06/04/2010	83365SF40	50,000,000.00	(49,999,666.67)	0.00	(49,999,666.67)			
	06/03/10	06/03/10	SOCIETE GENERALE NA COMM PAPER -- 0.000% 06/04/2010	83365SF40	50,000,000.00	(49,999,666.67)	0.00	(49,999,666.67)			
	06/03/10	06/03/10	RABOBANK USA FIN CORP COMM PAPER -- 0.000% 06/04/2010	74977LF44	45,000,000.00	(44,999,750.00)	0.00	(44,999,750.00)			
	06/04/10	06/04/10	SOCIETE GENERALE N AMER COMM PAPER -- 0.000% 06/07/2010	83365SF73	50,000,000.00	(49,998,958.33)	0.00	(49,998,958.33)			
	06/04/10	06/04/10	SOCIETE GENERALE N AMER COMM PAPER -- 0.000% 06/07/2010	83365SF73	50,000,000.00	(49,998,958.33)	0.00	(49,998,958.33)			
	06/04/10	06/04/10	BNP PARIBAS FINANCE INC COMM PAPER -- 0.000% 06/07/2010	0556N1F73	40,000,000.00	(39,999,233.33)	0.00	(39,999,233.33)			
	06/07/10	06/07/10	BNP PARIBAS FINANCE INC COMM PAPER -- 0.000% 06/08/2010	0556N1F81	40,000,000.00	(39,999,744.44)	0.00	(39,999,744.44)			
	06/07/10	06/07/10	SOCIETE GENERALE NA COMM PAPER -- 0.000% 06/08/2010	83365SF81	50,000,000.00	(49,999,652.78)	0.00	(49,999,652.78)			
	06/07/10	06/07/10	SOCIETE GENERALE NA COMM PAPER -- 0.000% 06/08/2010	83365SF81	50,000,000.00	(49,999,652.78)	0.00	(49,999,652.78)			
	06/08/10	06/08/10	SOCIETE GENERALE NA COMM PAPER -- 0.000% 06/09/2010	83365SF99	50,000,000.00	(49,999,652.78)	0.00	(49,999,652.78)			
	06/08/10	06/08/10	SOCIETE GENERALE NA COMM PAPER -- 0.000% 06/09/2010	83365SF99	50,000,000.00	(49,999,652.78)	0.00	(49,999,652.78)			



Managed Account Security Transactions & Interest

For the Month Ending **June 30, 2010**

SAN BERNARDINO COUNTY - 76990800

Transaction Type	Trade	Settle	Security Description	CUSIP	Par	Principal Proceeds	Accrued Interest	Total	Realized G/L Cost	Realized G/L Amort Cost	Sale Method
BUY											
	06/08/10	06/08/10	BNP PARIBAS FINANCE INC COMM PAPER -- 0.000% 06/09/2010	0556N1F99	45,000,000.00	(44,999,725.00)	0.00	(44,999,725.00)			
	06/08/10	06/08/10	BNP PARIBAS FINANCE INC COMM PAPER -- 0.000% 06/09/2010	0556N1F99	50,000,000.00	(49,999,694.44)	0.00	(49,999,694.44)			
	06/09/10	06/09/10	BNP PARIBAS FINANCE INC COMM PAPER -- 0.000% 06/10/2010	0556N1FA6	33,000,000.00	(32,999,798.33)	0.00	(32,999,798.33)			
	06/09/10	06/09/10	BNP PARIBAS FINANCE INC COMM PAPER -- 0.000% 06/10/2010	0556N1FA6	50,000,000.00	(49,999,694.44)	0.00	(49,999,694.44)			
	06/09/10	06/09/10	BNP PARIBAS SF CERT DEPOS DTD 06/09/2010 0.320% 07/02/2010	05566QZ91	25,000,000.00	(25,000,000.00)	0.00	(25,000,000.00)			
	06/09/10	06/09/10	SOCIETE GENERALE NA COMM PAPER -- 0.000% 06/10/2010	83365SFA6	50,000,000.00	(49,999,652.78)	0.00	(49,999,652.78)			
	06/09/10	06/09/10	SOCIETE GENERALE NA COMM PAPER -- 0.000% 06/10/2010	83365SFA6	50,000,000.00	(49,999,652.78)	0.00	(49,999,652.78)			
	06/09/10	06/10/10	TORONTO DOMINION BANK NY CERT DEPOS DTD 06/10/2010 0.590% 12/06/2010	89112YEP4	25,000,000.00	(25,000,000.00)	0.00	(25,000,000.00)			
	06/10/10	06/10/10	SOCIETE GENERALE N AMER COMM PAPER -- 0.000% 06/11/2010	83365SFB4	50,000,000.00	(49,999,652.78)	0.00	(49,999,652.78)			
	06/10/10	06/10/10	SOCIETE GENERALE N AMER COMM PAPER -- 0.000% 06/11/2010	83365SFB4	50,000,000.00	(49,999,652.78)	0.00	(49,999,652.78)			
	06/10/10	06/10/10	BNP PARIBAS FINANCE INC COMM PAPER -- 0.000% 06/11/2010	0556N1FB4	50,000,000.00	(49,999,708.33)	0.00	(49,999,708.33)			



Managed Account Security Transactions & Interest

For the Month Ending **June 30, 2010**

SAN BERNARDINO COUNTY - 76990800

Transaction Type	Trade	Settle	Security Description	CUSIP	Par	Principal Proceeds	Accrued Interest	Total	Realized G/L Cost	Realized G/L Amort Cost	Sale Method
BUY											
	06/10/10	06/10/10	BNP PARIBAS FINANCE INC COMM PAPER -- 0.000% 06/11/2010	0556N1FB4	10,000,000.00	(9,999,941.67)	0.00	(9,999,941.67)			
	06/11/10	06/11/10	BNP PARIBAS FINANCE INC COMM PAPER -- 0.000% 06/14/2010	0556N1FE8	50,000,000.00	(49,999,166.67)	0.00	(49,999,166.67)			
	06/11/10	06/11/10	CREDIT AGRICOLE N AMER COMM PAPER -- 0.000% 06/14/2010	22532CFE9	50,000,000.00	(49,999,208.33)	0.00	(49,999,208.33)			
	06/11/10	06/11/10	BNP PARIBAS FINANCE INC COMM PAPER -- 0.000% 06/14/2010	0556N1FE8	50,000,000.00	(49,999,166.67)	0.00	(49,999,166.67)			
	06/11/10	06/11/10	SOCIETE GENERALE N AMER COMM PAPER -- 0.000% 06/14/2010	83365SFE8	50,000,000.00	(49,998,958.33)	0.00	(49,998,958.33)			
	06/11/10	06/11/10	SOCIETE GENERALE N AMER COMM PAPER -- 0.000% 06/14/2010	83365SFE8	50,000,000.00	(49,998,958.33)	0.00	(49,998,958.33)			
	06/14/10	06/14/10	SOCIETE GENERALE NA COMM PAPER -- 0.000% 06/15/2010	83365SFF5	50,000,000.00	(49,999,652.78)	0.00	(49,999,652.78)			
	06/14/10	06/14/10	SOCIETE GENERALE NA COMM PAPER -- 0.000% 06/15/2010	83365SFF5	50,000,000.00	(49,999,652.78)	0.00	(49,999,652.78)			
	06/14/10	06/14/10	BNP PARIBAS FINANCE INC COMM PAPER -- 0.000% 06/15/2010	0556N1FF5	50,000,000.00	(49,999,708.33)	0.00	(49,999,708.33)			
	06/14/10	06/14/10	BNP PARIBAS SF CERT DEPOS DTD 06/14/2010 0.370% 07/21/2010	05566Q2E6	35,000,000.00	(35,000,000.00)	0.00	(35,000,000.00)			
	06/14/10	06/14/10	BNP PARIBAS FINANCE INC COMM PAPER -- 0.000% 06/15/2010	0556N1FF5	50,000,000.00	(49,999,708.33)	0.00	(49,999,708.33)			



Managed Account Security Transactions & Interest

For the Month Ending **June 30, 2010**

SAN BERNARDINO COUNTY - 76990800

Transaction Type	Trade	Settle	Security Description	CUSIP	Par	Principal Proceeds	Accrued Interest	Total	Realized G/L Cost	Realized G/L Amort Cost	Sale Method
BUY											
	06/15/10	06/15/10	BNP PARIBAS FINANCE INC COMM PAPER -- 0.000% 06/16/2010	0556N1FG3	21,000,000.00	(20,999,871.67)	0.00	(20,999,871.67)			
	06/15/10	06/15/10	BNP PARIBAS FINANCE INC COMM PAPER -- 0.000% 06/16/2010	0556N1FG3	50,000,000.00	(49,999,694.44)	0.00	(49,999,694.44)			
	06/15/10	06/15/10	BNP PARIBAS FINANCE INC COMM PAPER -- 0.000% 06/16/2010	0556N1FG3	5,000,000.00	(4,999,969.44)	0.00	(4,999,969.44)			
	06/15/10	06/15/10	SOCIETE GENERALE NA COMM PAPER -- 0.000% 06/16/2010	83365SFG3	50,000,000.00	(49,999,652.78)	0.00	(49,999,652.78)			
	06/15/10	06/15/10	SOCIETE GENERALE NA COMM PAPER -- 0.000% 06/16/2010	83365SFG3	50,000,000.00	(49,999,652.78)	0.00	(49,999,652.78)			
	06/16/10	06/16/10	SOCIETE GENERALE NA COMM PAPER -- 0.000% 06/17/2010	83365SFH1	50,000,000.00	(49,999,652.78)	0.00	(49,999,652.78)			
	06/16/10	06/16/10	BNP PARIBAS FINANCE INC COMM PAPER -- 0.000% 06/17/2010	0556N1FH1	25,000,000.00	(24,999,854.17)	0.00	(24,999,854.17)			
	06/16/10	06/16/10	BNP PARIBAS FINANCE INC COMM PAPER -- 0.000% 06/17/2010	0556N1FH1	50,000,000.00	(49,999,708.33)	0.00	(49,999,708.33)			
	06/16/10	06/16/10	SOCIETE GENERALE NA COMM PAPER -- 0.000% 06/17/2010	83365SFH1	50,000,000.00	(49,999,652.78)	0.00	(49,999,652.78)			
	06/17/10	06/17/10	SOCIETE GENERALE NA COMM PAPER -- 0.000% 06/18/2010	83365SFJ7	50,000,000.00	(49,999,652.78)	0.00	(49,999,652.78)			
	06/17/10	06/17/10	BNP PARIBAS FINANCE INC COMM PAPER -- 0.000% 06/18/2010	0556N1FJ7	50,000,000.00	(49,999,722.22)	0.00	(49,999,722.22)			



Managed Account Security Transactions & Interest

For the Month Ending **June 30, 2010**

SAN BERNARDINO COUNTY - 76990800

Transaction Type	Trade	Settle	Security Description	CUSIP	Par	Principal Proceeds	Accrued Interest	Total	Realized G/L Cost	Realized G/L Amort Cost	Sale Method
BUY											
	06/17/10	06/17/10	BNP PARIBAS FINANCE INC COMM PAPER -- 0.000% 06/18/2010	0556N1FJ7	15,000,000.00	(14,999,916.67)	0.00	(14,999,916.67)			
	06/17/10	06/17/10	BNP PARIBAS FINANCE INC COMM PAPER -- 0.000% 06/18/2010	0556N1FJ7	30,000,000.00	(29,999,833.33)	0.00	(29,999,833.33)			
	06/17/10	06/17/10	SOCIETE GENERALE NA COMM PAPER -- 0.000% 06/18/2010	83365SFJ7	50,000,000.00	(49,999,652.78)	0.00	(49,999,652.78)			
	06/18/10	06/18/10	BNP PARIBAS FINANCE INC COMM PAPER -- 0.000% 06/21/2010	0556N1FM0	50,000,000.00	(49,999,208.33)	0.00	(49,999,208.33)			
	06/18/10	06/18/10	BNP PARIBAS FINANCE INC COMM PAPER -- 0.000% 06/21/2010	0556N1FM0	45,000,000.00	(44,999,287.50)	0.00	(44,999,287.50)			
	06/18/10	06/18/10	CREDIT AGRICOLE NA COMM PAPER -- 0.000% 06/21/2010	22532CFM1	50,000,000.00	(49,999,083.33)	0.00	(49,999,083.33)			
	06/18/10	06/18/10	CREDIT AGRICOLE NA COMM PAPER -- 0.000% 06/21/2010	22532CFM1	50,000,000.00	(49,999,083.33)	0.00	(49,999,083.33)			
	06/21/10	06/21/10	CREDIT AGRICOLE NA COMM PAPER -- 0.000% 06/22/2010	22532CFN9	50,000,000.00	(49,999,708.33)	0.00	(49,999,708.33)			
	06/21/10	06/21/10	CREDIT AGRICOLE NA COMM PAPER -- 0.000% 06/22/2010	22532CFN9	50,000,000.00	(49,999,708.33)	0.00	(49,999,708.33)			
	06/21/10	06/21/10	BNP PARIBAS FINANCE INC COMM PAPER -- 0.000% 06/22/2010	0556N1FN8	32,000,000.00	(31,999,831.11)	0.00	(31,999,831.11)			
	06/21/10	06/21/10	BNP PARIBAS FINANCE INC COMM PAPER -- 0.000% 06/22/2010	0556N1FN8	50,000,000.00	(49,999,736.11)	0.00	(49,999,736.11)			



Managed Account Security Transactions & Interest

For the Month Ending **June 30, 2010**

SAN BERNARDINO COUNTY - 76990800

Transaction Type	Trade	Settle	Security Description	CUSIP	Par	Principal Proceeds	Accrued Interest	Total	Realized G/L Cost	Realized G/L Amort Cost	Sale Method
BUY											
	06/21/10	06/21/10	SOCIETE GENERALE N AMER COMM PAPER -- 0.000% 06/22/2010	83365SFN8	50,000,000.00	(49,999,708.33)	0.00	(49,999,708.33)			
	06/21/10	06/21/10	SOCIETE GENERALE N AMER COMM PAPER -- 0.000% 06/22/2010	83365SFN8	50,000,000.00	(49,999,708.33)	0.00	(49,999,708.33)			
	06/22/10	06/22/10	NORDEA BANK FINLAND NY CERT DEPOS DTD 06/22/2010 0.250% 07/08/2010	65556Q2X0	25,000,000.00	(25,000,000.00)	0.00	(25,000,000.00)			
	06/22/10	06/22/10	SOCIETE GENERALE N AMER COMM PAPER -- 0.000% 06/23/2010	83365SFP3	22,556,000.00	(22,555,843.36)	0.00	(22,555,843.36)			
	06/22/10	06/22/10	SOCIETE GENERALE N AMER COMM PAPER -- 0.000% 06/23/2010	83365SFP3	50,000,000.00	(49,999,666.67)	0.00	(49,999,666.67)			
	06/22/10	06/22/10	SOCIETE GENERALE N AMER COMM PAPER -- 0.000% 06/23/2010	83365SFP3	27,000,000.00	(26,999,820.00)	0.00	(26,999,820.00)			
	06/22/10	06/22/10	CREDIT AGRICOLE NA COMM PAPER -- 0.000% 06/23/2010	22532CFP4	50,000,000.00	(49,999,708.33)	0.00	(49,999,708.33)			
	06/22/10	06/22/10	BNP PARIBAS FINANCE INC COMM PAPER -- 0.000% 06/23/2010	0556N1FP3	50,000,000.00	(49,999,736.11)	0.00	(49,999,736.11)			
	06/22/10	06/22/10	BNP PARIBAS FINANCE INC COMM PAPER -- 0.000% 06/23/2010	0556N1FP3	50,000,000.00	(49,999,736.11)	0.00	(49,999,736.11)			
	06/23/10	06/23/10	CREDIT AGRICOLE NA COMM PAPER -- 0.000% 06/24/2010	22532CFQ2	2,000,000.00	(1,999,989.44)	0.00	(1,999,989.44)			
	06/23/10	06/23/10	CREDIT AGRICOLE NA COMM PAPER -- 0.000% 06/24/2010	22532CFQ2	40,000,000.00	(39,999,788.89)	0.00	(39,999,788.89)			



Managed Account Security Transactions & Interest

For the Month Ending **June 30, 2010**

SAN BERNARDINO COUNTY - 76990800

Transaction Type		Security Description	CUSIP	Par	Principal Proceeds	Accrued Interest	Total	Realized G/L Cost	Realized G/L Amort Cost	Sale Method
Trade	Settle									
BUY										
06/23/10	06/23/10	CREDIT AGRICOLE NA COMM PAPER -- 0.000% 06/24/2010	22532CFQ2	50,000,000.00	(49,999,736.11)	0.00	(49,999,736.11)			
06/23/10	06/23/10	BNP PARIBAS SF CERT DEPOS DTD 06/23/2010 0.580% 09/22/2010	05566Q2P1	20,000,000.00	(20,000,000.00)	0.00	(20,000,000.00)			
06/23/10	06/23/10	SOCIETE GENERALE NA COMM PAPER -- 0.000% 06/24/2010	83365SFQ1	50,000,000.00	(49,999,666.67)	0.00	(49,999,666.67)			
06/23/10	06/23/10	SOCIETE GENERALE NA COMM PAPER -- 0.000% 06/24/2010	83365SFQ1	50,000,000.00	(49,999,666.67)	0.00	(49,999,666.67)			
06/24/10	06/24/10	SOCIETE GENERALE N AMER COMM PAPER -- 0.000% 06/25/2010	83365SFR9	50,000,000.00	(49,999,708.33)	0.00	(49,999,708.33)			
06/24/10	06/24/10	SOCIETE GENERALE N AMER COMM PAPER -- 0.000% 06/25/2010	83365SFR9	50,000,000.00	(49,999,708.33)	0.00	(49,999,708.33)			
06/24/10	06/24/10	BNP PARIBAS FINANCE INC COMM PAPER -- 0.000% 06/25/2010	0556N1FR9	42,000,000.00	(41,999,778.33)	0.00	(41,999,778.33)			
06/24/10	06/24/10	BNP PARIBAS FINANCE INC COMM PAPER -- 0.000% 06/25/2010	0556N1FR9	50,000,000.00	(49,999,736.11)	0.00	(49,999,736.11)			
06/25/10	06/25/10	BNP PARIBAS FINANCE INC COMM PAPER -- 0.000% 06/28/2010	0556N1FU2	31,000,000.00	(30,999,535.00)	0.00	(30,999,535.00)			
06/25/10	06/25/10	BNP PARIBAS FINANCE INC COMM PAPER -- 0.000% 06/28/2010	0556N1FU2	50,000,000.00	(49,999,250.00)	0.00	(49,999,250.00)			
06/25/10	06/25/10	CREDIT AGRICOLE NA COMM PAPER -- 0.000% 06/28/2010	22532CFU3	50,000,000.00	(49,999,208.33)	0.00	(49,999,208.33)			
06/25/10	06/25/10	CREDIT AGRICOLE NA COMM PAPER -- 0.000% 06/28/2010	22532CFU3	50,000,000.00	(49,999,208.33)	0.00	(49,999,208.33)			



Managed Account Security Transactions & Interest

For the Month Ending **June 30, 2010**

SAN BERNARDINO COUNTY - 76990800

Transaction Type	Trade	Settle	Security Description	CUSIP	Par	Principal Proceeds	Accrued Interest	Total	Realized G/L Cost	Realized G/L Amort Cost	Sale Method
BUY											
	06/28/10	06/28/10	CREDIT AGRICOLE NA COMM PAPER -- 0.000% 06/29/2010	22532CFV1	40,000,000.00	(39,999,788.89)	0.00	(39,999,788.89)			
	06/28/10	06/28/10	BNP PARIBAS FINANCE INC COMM PAPER -- 0.000% 06/29/2010	0556N1FV0	50,000,000.00	(49,999,736.11)	0.00	(49,999,736.11)			
	06/28/10	06/28/10	BNP PARIBAS FINANCE INC COMM PAPER -- 0.000% 06/29/2010	0556N1FV0	50,000,000.00	(49,999,736.11)	0.00	(49,999,736.11)			
	06/28/10	06/28/10	SOCIETE GENERALE NA COMM PAPER -- 0.000% 06/29/2010	83365SFV0	50,000,000.00	(49,999,666.67)	0.00	(49,999,666.67)			
	06/28/10	06/28/10	SOCIETE GENERALE NA COMM PAPER -- 0.000% 06/29/2010	83365SFV0	50,000,000.00	(49,999,666.67)	0.00	(49,999,666.67)			
	06/28/10	06/28/10	US BANK NA COMM PAPER -- 0.000% 07/06/2010	9033E1G65	50,000,000.00	(49,997,222.22)	0.00	(49,997,222.22)			
	06/29/10	06/29/10	NORDEA BANK FINLAND NY CERT DEPOS DTD 06/29/2010 0.150% 07/06/2010	65556O3B7	40,000,000.00	(40,000,000.00)	0.00	(40,000,000.00)			
	06/29/10	06/29/10	US BANK NA COMM PAPER -- 0.000% 07/02/2010	9033E1G24	50,000,000.00	(49,999,041.67)	0.00	(49,999,041.67)			
	06/29/10	06/29/10	SOCIETE GENERALE N AMER COMM PAPER -- 0.000% 06/30/2010	83365SFW8	50,000,000.00	(49,999,680.56)	0.00	(49,999,680.56)			
	06/29/10	06/29/10	SOCIETE GENERALE N AMER COMM PAPER -- 0.000% 06/30/2010	83365SFW8	50,000,000.00	(49,999,680.56)	0.00	(49,999,680.56)			
	06/29/10	06/29/10	BNP PARIBAS FINANCE INC COMM PAPER -- 0.000% 07/21/2010	0556N1GM9	50,000,000.00	(49,991,444.44)	0.00	(49,991,444.44)			



Managed Account Security Transactions & Interest

For the Month Ending **June 30, 2010**

SAN BERNARDINO COUNTY - 76990800

Transaction Type	Trade	Settle	Security Description	CUSIP	Par	Principal Proceeds	Accrued Interest	Total	Realized G/L Cost	Realized G/L Amort Cost	Sale Method
BUY											
	06/29/10	06/29/10	BNP PARIBAS FINANCE INC COMM PAPER -- 0.000% 07/02/2010	0556N1G23	25,000,000.00	(24,999,645.83)	0.00	(24,999,645.83)			
	06/29/10	07/01/10	BNP PARIBAS FINANCE INC COMM PAPER -- 0.000% 10/01/2010	0556N1K10	25,000,000.00	(24,961,666.67)	0.00	(24,961,666.67)			
	06/30/10	06/30/10	CREDIT AGRICOLE NA COMM PAPER -- 0.000% 07/01/2010	22532CG16	50,000,000.00	(49,999,958.33)	0.00	(49,999,958.33)			
	06/30/10	06/30/10	CREDIT AGRICOLE NA COMM PAPER -- 0.000% 07/01/2010	22532CG16	25,000,000.00	(24,999,979.17)	0.00	(24,999,979.17)			
	06/30/10	06/30/10	FEDERATED GOVT OBLIGATIONS FUND	60934N104	50,000,000.00	(50,000,000.00)	0.00	(50,000,000.00)			
	06/30/10	06/30/10	GOLDMAN FS GOVERNMENT MM FUND	38141W273	63,000,000.00	(63,000,000.00)	0.00	(63,000,000.00)			
Transaction Type Sub-Total					5,197,916,000.00	(5,197,954,996.05)	(67,481.25)	(5,198,022,477.30)			
INTEREST											
	06/01/10	06/01/10	FNMA GLOBAL NOTES (EX-CALLABLE) DTD 06/01/2005 4.625% 06/01/2010	31359MC50	3,255,000.00	0.00	75,271.88	75,271.88			
	06/01/10	06/01/10	FNMA GLOBAL NOTES (EX-CALLABLE) DTD 06/01/2005 4.625% 06/01/2010	31359MC50	2,110,000.00	0.00	48,793.75	48,793.75			
	06/02/10	06/02/10	FFCB BONDS (FLOATING) DTD 11/02/2009 0.331% 11/02/2011	31331G2M0	25,000,000.00	0.00	5,546.85	5,546.85			
	06/09/10	06/09/10	FHLB GLOBAL NOTES (CALLABLE) DTD 12/09/2009 1.050% 12/09/2011	3133XVWS6	25,000,000.00	0.00	131,250.00	131,250.00			
	06/09/10	06/09/10	FHLMC FLOATING MTN DTD 03/09/2009 0.607% 03/09/2011	3128X8RC8	25,000,000.00	0.00	20,676.36	20,676.36			
	06/09/10	06/09/10	FHLMC FLOATING MTN DTD 03/09/2009 0.607% 03/09/2011	3128X8RC8	10,000,000.00	0.00	8,270.54	8,270.54			
	06/09/10	06/09/10	FHLMC FLOATING MTN DTD 03/09/2009 0.607% 03/09/2011	3128X8RC8	10,000,000.00	0.00	8,270.54	8,270.54			



Managed Account Security Transactions & Interest

For the Month Ending **June 30, 2010**

SAN BERNARDINO COUNTY - 76990800

Transaction Type	Trade	Settle	Security Description	CUSIP	Par	Principal Proceeds	Accrued Interest	Total	Realized G/L Cost	Realized G/L Amort Cost	Sale Method
INTEREST											
	06/09/10	06/09/10	FHLMC FLOATING MTN DTD 03/09/2009 0.607% 03/09/2011	3128X8RC8	10,000,000.00	0.00	8,270.54	8,270.54			
	06/09/10	06/09/10	FHLMC FLOATING MTN DTD 03/09/2009 0.607% 03/09/2011	3128X8RC8	25,000,000.00	0.00	20,676.36	20,676.36			
	06/10/10	06/10/10	FHLB TAP BONDS DTD 05/05/2008 3.000% 12/10/2010	3133XR4S6	11,385,000.00	0.00	170,775.00	170,775.00			
	06/10/10	06/10/10	FHLB TAP BONDS DTD 05/24/2005 4.250% 06/10/2011	3133XBYA7	25,000,000.00	0.00	531,250.00	531,250.00			
	06/10/10	06/10/10	FHLB TAP BONDS DTD 06/02/2008 3.500% 12/10/2010	3133XRFK1	5,200,000.00	0.00	91,000.00	91,000.00			
	06/11/10	06/11/10	FHLB TAP BONDS DTD 04/29/2008 3.000% 06/11/2010	3133XR2Y5	25,000,000.00	0.00	375,000.00	375,000.00			
	06/11/10	06/11/10	FHLB TAP BONDS DTD 04/29/2008 3.000% 06/11/2010	3133XR2Y5	50,000,000.00	0.00	750,000.00	750,000.00			
	06/11/10	06/11/10	GENERAL ELEC CAP CORP (FDIC) GLOBAL FRN DTD 03/12/2009 0.617% 03/11/2011	36967HAM9	22,100,000.00	0.00	18,948.29	18,948.29			
	06/11/10	06/11/10	FHLB TAP BONDS DTD 05/06/2005 4.250% 06/11/2010	3133XBTH8	15,000,000.00	0.00	318,750.00	318,750.00			
	06/14/10	06/14/10	FHLB BONDS DTD 11/04/2009 1.750% 12/14/2012	3133XVNT4	25,000,000.00	0.00	267,361.11	267,361.11			
	06/14/10	06/14/10	FHLB BONDS DTD 11/04/2009 1.750% 12/14/2012	3133XVNT4	25,000,000.00	0.00	267,361.11	267,361.11			
	06/15/10	06/15/10	FHLMC GLOBAL NOTES DTD 05/21/2009 1.750% 06/15/2012	3137EACC1	25,000,000.00	0.00	218,750.00	218,750.00			
	06/16/10	06/16/10	FNMA NOTES (EX-CALLABLE) DTD 06/16/2005 4.625% 06/16/2010	3136F67J2	10,015,000.00	0.00	231,596.88	231,596.88			
	06/17/10	06/17/10	FHLMC GLOBAL NOTES (CALLABLE) DTD 12/17/2009 1.700% 12/17/2012	3128X9PN4	50,000,000.00	0.00	425,000.00	425,000.00			



Managed Account Security Transactions & Interest

For the Month Ending **June 30, 2010**

SAN BERNARDINO COUNTY - 76990800

Transaction Type	Trade	Settle	Security Description	CUSIP	Par	Principal Proceeds	Accrued Interest	Total	Realized G/L Cost	Realized G/L Amort Cost	Sale Method
INTEREST											
	06/17/10	06/17/10	FHLMC GLOBAL NOTES (CALLABLE) DTD 12/17/2009 1.700% 12/17/2012	3128X9PN4	25,000,000.00	0.00	212,500.00	212,500.00			
	06/18/10	06/18/10	FFCB FLOATING BONDS DTD 05/18/2009 0.438% 05/18/2011	31331GWG0	25,000,000.00	0.00	9,208.51	9,208.51			
	06/21/10	06/21/10	FHLB NOTES (CALLED, OMD 12/21/2011) DTD 12/21/2009 1.050% 06/21/2010	3133XVYX3	25,000,000.00	0.00	131,250.00	131,250.00			
	06/23/10	06/23/10	FFCB BONDS (CALLABLE) DTD 12/23/2009 1.050% 12/23/2011	31331G607	25,000,000.00	0.00	131,250.00	131,250.00			
	06/24/10	06/24/10	FFCB BONDS DTD 12/24/2009 1.625% 12/24/2012	31331JAB9	25,000,000.00	0.00	203,125.00	203,125.00			
	06/24/10	06/24/10	FHLB GLOBAL BONDS DTD 05/27/2008 3.375% 06/24/2011	3133XRCW8	30,295,000.00	0.00	511,228.13	511,228.13			
	06/26/10	06/26/10	FHLMC (FLOATING) MTN DTD 04/26/2010 0.347% 10/26/2011	3134G1BL7	20,800,000.00	0.00	6,183.81	6,183.81			
	06/28/10	06/28/10	FHLMC GLOBAL REFERENCE NOTES DTD 05/23/2008 2.875% 06/28/2010	3137EABL2	25,000,000.00	0.00	359,375.00	359,375.00			
	06/28/10	06/28/10	FNMA GLOBAL NOTES (CALLABLE) DTD 12/28/2009 1.750% 12/28/2012	31398AB76	25,000,000.00	0.00	218,750.00	218,750.00			
	06/28/10	06/28/10	FNMA GLOBAL NOTES (CALLABLE) DTD 12/28/2009 1.750% 12/28/2012	31398AB76	25,000,000.00	0.00	218,750.00	218,750.00			
	06/29/10	06/29/10	FHLMC MTN (CALLED OMD 6/29/12) DTD 06/29/2009 2.450% 06/29/2010	3128X8S52	25,000,000.00	0.00	306,250.00	306,250.00			
	06/30/10	06/30/10	US TREASURY NOTES DTD 12/31/2008 0.875% 12/31/2010	912828JV3	25,000,000.00	0.00	109,375.00	109,375.00			
	06/30/10	06/30/10	US TREASURY NOTES DTD 12/31/2008 0.875% 12/31/2010	912828JV3	25,000,000.00	0.00	109,375.00	109,375.00			
	06/30/10	06/30/10	FIDELITY GOV'T MM FUND 57	316175108	0.00	0.00	1,245.72	1,245.72			
	06/30/10	06/30/10	FEDERATED GOVT OBLIGATIONS FUND	60934N104	0.00	0.00	311.85	311.85			



Managed Account Security Transactions & Interest

For the Month Ending **June 30, 2010**

SAN BERNARDINO COUNTY - 76990800

Transaction Type	Trade	Settle	Security Description	CUSIP	Par	Principal Proceeds	Accrued Interest	Total	Realized G/L Cost	Realized G/L Amort Cost	Sale Method
INTEREST											
06/30/10	06/30/10		FEDERATED PRIME OBLIGATION MUTUAL	60934N203	0.00	0.00	176.44	176.44			
06/30/10	06/30/10		GOLDMAN FS GOVERNMENT MM FUND	38141W273	0.00	0.00	272.14	272.14			
Transaction Type Sub-Total					750,160,000.00	0.00	6,521,445.81	6,521,445.81			
MATURITY											
06/01/10	06/01/10		WESTPAC BANKING CORP NY CERT DEPOS DTD 04/01/2010 0.200% 06/01/2010	96121H2K9	25,000,000.00	25,000,000.00	8,472.22	25,008,472.22	0.00	0.00	
06/01/10	06/01/10		SOCIETE GENERALE NA COMM PAPER -- 0.000% 06/01/2010	83365SF16	50,000,000.00	50,000,000.00	0.00	50,000,000.00	1,277.78	0.00	
06/01/10	06/01/10		SOCIETE GENERALE NA COMM PAPER -- 0.000% 06/01/2010	83365SF16	50,000,000.00	50,000,000.00	0.00	50,000,000.00	1,277.78	0.00	
06/01/10	06/01/10		SVENSKA HANDELSBANKEN NY CERT DEPOS DTD 04/08/2010 0.210% 06/01/2010	86959BBY0	30,000,000.00	30,000,000.00	9,450.00	30,009,450.00	0.00	0.00	
06/01/10	06/01/10		JP MORGAN CHASE & CO COMM PAPER -- 0.000% 06/01/2010	4662J1F13	50,000,000.00	50,000,000.00	0.00	50,000,000.00	666.67	0.00	
06/01/10	06/01/10		JP MORGAN CHASE & CO COMM PAPER -- 0.000% 06/01/2010	4662J1F13	50,000,000.00	50,000,000.00	0.00	50,000,000.00	666.67	0.00	
06/01/10	06/01/10		FNMA GLOBAL NOTES (EX-CALLABLE) DTD 06/01/2005 4.625% 06/01/2010	31359MC50	3,255,000.00	3,255,000.00	0.00	3,255,000.00	(144,554.55)	0.00	
06/01/10	06/01/10		FNMA GLOBAL NOTES (EX-CALLABLE) DTD 06/01/2005 4.625% 06/01/2010	31359MC50	2,110,000.00	2,110,000.00	0.00	2,110,000.00	(93,705.10)	0.00	
06/01/10	06/01/10		BNP PARIBAS FINANCE INC COMM PAPER -- 0.000% 06/01/2010	0556N1F16	35,000,000.00	35,000,000.00	0.00	35,000,000.00	8,983.33	0.00	
06/01/10	06/01/10		BNP PARIBAS FINANCE INC COMM PAPER -- 0.000% 06/01/2010	0556N1F16	20,000,000.00	20,000,000.00	0.00	20,000,000.00	5,111.11	0.00	



Managed Account Security Transactions & Interest

For the Month Ending **June 30, 2010**

SAN BERNARDINO COUNTY - 76990800

Transaction Type	Trade	Settle	Security Description	CUSIP	Par	Principal Proceeds	Accrued Interest	Total	Realized G/L Cost	Realized G/L Amort Cost	Sale Method
MATURITY											
	06/01/10	06/01/10	BNP PARIBAS FINANCE INC COMM PAPER -- 0.000% 06/01/2010	0556N1F16	45,000,000.00	45,000,000.00	0.00	45,000,000.00	1,150.00	0.00	
	06/01/10	06/01/10	CREDIT AGRICOLE NA COMM PAPER -- 0.000% 06/01/2010	22532CF17	50,000,000.00	50,000,000.00	0.00	50,000,000.00	1,111.11	0.00	
	06/01/10	06/01/10	CREDIT AGRICOLE NA COMM PAPER -- 0.000% 06/01/2010	22532CF17	50,000,000.00	50,000,000.00	0.00	50,000,000.00	1,111.11	0.00	
	06/01/10	06/01/10	BNP PARIBAS NY CERT DEPOS DTD 03/03/2010 0.220% 06/01/2010	0556M4W79	15,000,000.00	15,000,000.00	8,250.00	15,008,250.00	538.63	0.00	
	06/01/10	06/01/10	BNP PARIBAS NY BRANCH CERT DEPOS DTD 03/01/2010 0.220% 06/01/2010	0556M4W61	5,000,000.00	5,000,000.00	2,811.11	5,002,811.11	77.90	0.00	
	06/02/10	06/02/10	CREDIT AGRICOLE NA COMM PAPER -- 0.000% 06/02/2010	22532CF25	40,000,000.00	40,000,000.00	0.00	40,000,000.00	222.22	0.00	
	06/02/10	06/02/10	CREDIT AGRICOLE NA COMM PAPER -- 0.000% 06/02/2010	22532CF25	50,000,000.00	50,000,000.00	0.00	50,000,000.00	277.78	0.00	
	06/02/10	06/02/10	BNP PARIBAS FINANCE INC COMM PAPER -- 0.000% 06/02/2010	0556N1F24	50,000,000.00	50,000,000.00	0.00	50,000,000.00	333.33	0.00	
	06/02/10	06/02/10	BNP PARIBAS FINANCE INC COMM PAPER -- 0.000% 06/02/2010	0556N1F24	50,000,000.00	50,000,000.00	0.00	50,000,000.00	333.33	0.00	
	06/02/10	06/02/10	GENERAL ELECTRIC CO COMM PAPER -- 0.000% 06/02/2010	36960MF24	50,000,000.00	50,000,000.00	0.00	50,000,000.00	10,208.33	0.00	
	06/02/10	06/02/10	BNP PARIBAS NY CERT DEPOS DTD 02/02/2010 0.220% 06/02/2010	0556M4N61	10,000,000.00	10,000,000.00	7,333.33	10,007,333.33	289.57	0.00	
	06/02/10	06/02/10	SOCIETE GENERALE NA COMM PAPER -- 0.000% 06/02/2010	83365SF24	50,000,000.00	50,000,000.00	0.00	50,000,000.00	347.22	0.00	
	06/02/10	06/02/10	SOCIETE GENERALE NA COMM PAPER -- 0.000% 06/02/2010	83365SF24	50,000,000.00	50,000,000.00	0.00	50,000,000.00	347.22	0.00	



Managed Account Security Transactions & Interest

For the Month Ending **June 30, 2010**

SAN BERNARDINO COUNTY - 76990800

Transaction Type	Trade	Settle	Security Description	CUSIP	Par	Principal Proceeds	Accrued Interest	Total	Realized G/L Cost	Realized G/L Amort Cost	Sale Method
MATURITY											
	06/02/10	06/02/10	RABOBANK USA FIN CORP COMM PAPER -- 0.000% 06/02/2010	74977LF28	50,000,000.00	50,000,000.00	0.00	50,000,000.00	277.78	0.00	
	06/02/10	06/02/10	RABOBANK USA FIN CORP COMM PAPER -- 0.000% 06/02/2010	74977LF28	50,000,000.00	50,000,000.00	0.00	50,000,000.00	277.78	0.00	
	06/03/10	06/03/10	RABOBANK USA FIN CORP COMM PAPER -- 0.000% 06/03/2010	74977LF36	50,000,000.00	50,000,000.00	0.00	50,000,000.00	277.78	0.00	
	06/03/10	06/03/10	RABOBANK USA FIN CORP COMM PAPER -- 0.000% 06/03/2010	74977LF36	50,000,000.00	50,000,000.00	0.00	50,000,000.00	277.78	0.00	
	06/03/10	06/03/10	SOCIETE GENERALE N AMER COMM PAPER -- 0.000% 06/03/2010	83365SF32	50,000,000.00	50,000,000.00	0.00	50,000,000.00	347.22	0.00	
	06/03/10	06/03/10	SOCIETE GENERALE N AMER COMM PAPER -- 0.000% 06/03/2010	83365SF32	50,000,000.00	50,000,000.00	0.00	50,000,000.00	347.22	0.00	
	06/03/10	06/03/10	BNP PARIBAS FINANCE INC COMM PAPER -- 0.000% 06/03/2010	0556N1F32	50,000,000.00	50,000,000.00	0.00	50,000,000.00	319.44	0.00	
	06/03/10	06/03/10	BNP PARIBAS FINANCE INC COMM PAPER -- 0.000% 06/03/2010	0556N1F32	50,000,000.00	50,000,000.00	0.00	50,000,000.00	319.44	0.00	
	06/03/10	06/03/10	CREDIT AGRICOLE NA COMM PAPER -- 0.000% 06/03/2010	22532CF33	50,000,000.00	50,000,000.00	0.00	50,000,000.00	319.44	0.00	
	06/03/10	06/03/10	CREDIT AGRICOLE NA COMM PAPER -- 0.000% 06/03/2010	22532CF33	50,000,000.00	50,000,000.00	0.00	50,000,000.00	319.44	0.00	
	06/04/10	06/04/10	BNP PARIBAS FINANCE INC COMM PAPER -- 0.000% 06/04/2010	0556N1F40	50,000,000.00	50,000,000.00	0.00	50,000,000.00	319.44	0.00	



Managed Account Security Transactions & Interest

For the Month Ending **June 30, 2010**

SAN BERNARDINO COUNTY - 76990800

Transaction Type		Security Description	CUSIP	Par	Principal Proceeds	Accrued Interest	Total	Realized G/L Cost	Realized G/L Amort Cost	Sale Method
Trade	Settle									
MATURITY										
06/04/10	06/04/10	BNP PARIBAS FINANCE INC COMM PAPER -- 0.000% 06/04/2010	0556N1F40	50,000,000.00	50,000,000.00	0.00	50,000,000.00	319.44	0.00	
06/04/10	06/04/10	SOCIETE GENERALE NA COMM PAPER -- 0.000% 06/04/2010	83365SF40	50,000,000.00	50,000,000.00	0.00	50,000,000.00	333.33	0.00	
06/04/10	06/04/10	CREDIT AGRICOLE NA COMM PAPER -- 0.000% 06/04/2010	22532CF41	50,000,000.00	50,000,000.00	0.00	50,000,000.00	305.56	0.00	
06/04/10	06/04/10	CREDIT AGRICOLE NA COMM PAPER -- 0.000% 06/04/2010	22532CF41	50,000,000.00	50,000,000.00	0.00	50,000,000.00	305.56	0.00	
06/04/10	06/04/10	SOCIETE GENERALE NA COMM PAPER -- 0.000% 06/04/2010	83365SF40	50,000,000.00	50,000,000.00	0.00	50,000,000.00	333.33	0.00	
06/04/10	06/04/10	RABOBANK USA FIN CORP COMM PAPER -- 0.000% 06/04/2010	74977LF44	45,000,000.00	45,000,000.00	0.00	45,000,000.00	250.00	0.00	
06/07/10	06/07/10	NORDEA NORTH AMERICA INC COMM PAPER -- 0.000% 06/07/2010	6555P1F77	35,000,000.00	35,000,000.00	0.00	35,000,000.00	8,166.67	0.00	
06/07/10	06/07/10	SOCIETE GENERALE N AMER COMM PAPER -- 0.000% 06/07/2010	83365SF73	50,000,000.00	50,000,000.00	0.00	50,000,000.00	1,041.67	0.00	
06/07/10	06/07/10	SOCIETE GENERALE N AMER COMM PAPER -- 0.000% 06/07/2010	83365SF73	50,000,000.00	50,000,000.00	0.00	50,000,000.00	1,041.67	0.00	
06/07/10	06/07/10	BNP PARIBAS FINANCE INC COMM PAPER -- 0.000% 06/07/2010	0556N1F73	40,000,000.00	40,000,000.00	0.00	40,000,000.00	766.67	0.00	
06/08/10	06/08/10	BNP PARIBAS FINANCE INC COMM PAPER -- 0.000% 06/08/2010	0556N1F81	40,000,000.00	40,000,000.00	0.00	40,000,000.00	255.56	0.00	



Managed Account Security Transactions & Interest

For the Month Ending **June 30, 2010**

SAN BERNARDINO COUNTY - 76990800

Transaction Type		Security Description	CUSIP	Par	Principal Proceeds	Accrued Interest	Total	Realized G/L Cost	Realized G/L Amort Cost	Sale Method
Trade	Settle									
MATURITY										
06/08/10	06/08/10	CREDIT AGRICOLE CIB NY CERT DEPOS DTD 04/05/2010 0.210% 06/08/2010	22532YDQ6	35,000,000.00	35,000,000.00	13,066.67	35,013,066.67	0.00	0.00	
06/08/10	06/08/10	SOCIETE GENERALE NA COMM PAPER -- 0.000% 06/08/2010	83365SF81	50,000,000.00	50,000,000.00	0.00	50,000,000.00	347.22	0.00	
06/08/10	06/08/10	SOCIETE GENERALE NA COMM PAPER -- 0.000% 06/08/2010	83365SF81	50,000,000.00	50,000,000.00	0.00	50,000,000.00	347.22	0.00	
06/09/10	06/09/10	SOCIETE GENERALE NA COMM PAPER -- 0.000% 06/09/2010	83365SF99	50,000,000.00	50,000,000.00	0.00	50,000,000.00	347.22	0.00	
06/09/10	06/09/10	SOCIETE GENERALE NA COMM PAPER -- 0.000% 06/09/2010	83365SF99	50,000,000.00	50,000,000.00	0.00	50,000,000.00	347.22	0.00	
06/09/10	06/09/10	BNP PARIBAS FINANCE INC COMM PAPER -- 0.000% 06/09/2010	0556N1F99	50,000,000.00	50,000,000.00	0.00	50,000,000.00	305.56	0.00	
06/09/10	06/09/10	BNP PARIBAS FINANCE INC COMM PAPER -- 0.000% 06/09/2010	0556N1F99	45,000,000.00	45,000,000.00	0.00	45,000,000.00	275.00	0.00	
06/10/10	06/10/10	BNP PARIBAS FINANCE INC COMM PAPER -- 0.000% 06/10/2010	0556N1FA6	33,000,000.00	33,000,000.00	0.00	33,000,000.00	201.67	0.00	
06/10/10	06/10/10	BNP PARIBAS FINANCE INC COMM PAPER -- 0.000% 06/10/2010	0556N1FA6	50,000,000.00	50,000,000.00	0.00	50,000,000.00	305.56	0.00	
06/10/10	06/10/10	SOCIETE GENERALE NA COMM PAPER -- 0.000% 06/10/2010	83365SFA6	50,000,000.00	50,000,000.00	0.00	50,000,000.00	347.22	0.00	
06/10/10	06/10/10	SOCIETE GENERALE NA COMM PAPER -- 0.000% 06/10/2010	83365SFA6	50,000,000.00	50,000,000.00	0.00	50,000,000.00	347.22	0.00	
06/10/10	06/10/10	RABOBANK NEDERLAND NV NY CERT DEPOS DTD 12/10/2009 0.300% 06/10/2010	74977G6S2	5,000,000.00	5,000,000.00	7,583.33	5,007,583.33	(296.80)	0.00	



Managed Account Security Transactions & Interest

For the Month Ending **June 30, 2010**

SAN BERNARDINO COUNTY - 76990800

Transaction Type	Trade	Settle	Security Description	CUSIP	Par	Principal Proceeds	Accrued Interest	Total	Realized G/L Cost	Realized G/L Amort Cost	Sale Method
MATURITY											
	06/11/10	06/11/10	SOCIETE GENERALE N AMER COMM PAPER -- 0.000% 06/11/2010	83365SFB4	50,000,000.00	50,000,000.00	0.00	50,000,000.00	347.22	0.00	
	06/11/10	06/11/10	SOCIETE GENERALE N AMER COMM PAPER -- 0.000% 06/11/2010	83365SFB4	50,000,000.00	50,000,000.00	0.00	50,000,000.00	347.22	0.00	
	06/11/10	06/11/10	BNP PARIBAS FINANCE INC COMM PAPER -- 0.000% 06/11/2010	0556N1FB4	10,000,000.00	10,000,000.00	0.00	10,000,000.00	58.33	0.00	
	06/11/10	06/11/10	BNP PARIBAS FINANCE INC COMM PAPER -- 0.000% 06/11/2010	0556N1FB4	50,000,000.00	50,000,000.00	0.00	50,000,000.00	291.67	0.00	
	06/11/10	06/11/10	FHLB TAP BONDS DTD 04/29/2008 3.000% 06/11/2010	3133XR2Y5	25,000,000.00	25,000,000.00	0.00	25,000,000.00	(597,500.00)	0.00	
	06/11/10	06/11/10	FHLB TAP BONDS DTD 04/29/2008 3.000% 06/11/2010	3133XR2Y5	50,000,000.00	50,000,000.00	0.00	50,000,000.00	(447,742.00)	0.00	
	06/11/10	06/11/10	FHLB TAP BONDS DTD 05/06/2005 4.250% 06/11/2010	3133XBTH8	15,000,000.00	15,000,000.00	0.00	15,000,000.00	(303,300.00)	0.00	
	06/14/10	06/14/10	BNP PARIBAS FINANCE INC COMM PAPER -- 0.000% 06/14/2010	0556N1FE8	50,000,000.00	50,000,000.00	0.00	50,000,000.00	833.33	0.00	
	06/14/10	06/14/10	BNP PARIBAS FINANCE INC COMM PAPER -- 0.000% 06/14/2010	0556N1FE8	50,000,000.00	50,000,000.00	0.00	50,000,000.00	833.33	0.00	
	06/14/10	06/14/10	CREDIT AGRICOLE N AMER COMM PAPER -- 0.000% 06/14/2010	22532CFE9	50,000,000.00	50,000,000.00	0.00	50,000,000.00	791.67	0.00	
	06/14/10	06/14/10	SOCIETE GENERALE N AMER COMM PAPER -- 0.000% 06/14/2010	83365SFE8	50,000,000.00	50,000,000.00	0.00	50,000,000.00	1,041.67	0.00	



Managed Account Security Transactions & Interest

For the Month Ending **June 30, 2010**

SAN BERNARDINO COUNTY - 76990800

Transaction Type	Trade	Settle	Security Description	CUSIP	Par	Principal Proceeds	Accrued Interest	Total	Realized G/L Cost	Realized G/L Amort Cost	Sale Method
MATURITY											
	06/14/10	06/14/10	SOCIETE GENERALE N AMER COMM PAPER -- 0.000% 06/14/2010	83365SFE8	50,000,000.00	50,000,000.00	0.00	50,000,000.00	1,041.67	0.00	
	06/15/10	06/15/10	SOCIETE GENERALE NA COMM PAPER -- 0.000% 06/15/2010	83365SFF5	50,000,000.00	50,000,000.00	0.00	50,000,000.00	347.22	0.00	
	06/15/10	06/15/10	SOCIETE GENERALE NA COMM PAPER -- 0.000% 06/15/2010	83365SFF5	50,000,000.00	50,000,000.00	0.00	50,000,000.00	347.22	0.00	
	06/15/10	06/15/10	BNP PARIBAS FINANCE INC COMM PAPER -- 0.000% 06/15/2010	0556N1FF5	50,000,000.00	50,000,000.00	0.00	50,000,000.00	291.67	0.00	
	06/15/10	06/15/10	BNP PARIBAS FINANCE INC COMM PAPER -- 0.000% 06/15/2010	0556N1FF5	50,000,000.00	50,000,000.00	0.00	50,000,000.00	291.67	0.00	
	06/16/10	06/16/10	FNMA NOTES (EX-CALLABLE) DTD 06/16/2005 4.625% 06/16/2010	3136F67J2	10,015,000.00	10,015,000.00	0.00	10,015,000.00	(418,627.00)	0.00	
	06/16/10	06/16/10	BNP PARIBAS FINANCE INC COMM PAPER -- 0.000% 06/16/2010	0556N1FG3	5,000,000.00	5,000,000.00	0.00	5,000,000.00	30.56	0.00	
	06/16/10	06/16/10	BNP PARIBAS FINANCE INC COMM PAPER -- 0.000% 06/16/2010	0556N1FG3	21,000,000.00	21,000,000.00	0.00	21,000,000.00	128.33	0.00	
	06/16/10	06/16/10	BNP PARIBAS FINANCE INC COMM PAPER -- 0.000% 06/16/2010	0556N1FG3	50,000,000.00	50,000,000.00	0.00	50,000,000.00	305.56	0.00	
	06/16/10	06/16/10	SOCIETE GENERALE NA COMM PAPER -- 0.000% 06/16/2010	83365SFG3	50,000,000.00	50,000,000.00	0.00	50,000,000.00	347.22	0.00	
	06/16/10	06/16/10	SOCIETE GENERALE NA COMM PAPER -- 0.000% 06/16/2010	83365SFG3	50,000,000.00	50,000,000.00	0.00	50,000,000.00	347.22	0.00	



Managed Account Security Transactions & Interest

For the Month Ending **June 30, 2010**

SAN BERNARDINO COUNTY - 76990800

Transaction Type	Trade	Settle	Security Description	CUSIP	Par	Principal Proceeds	Accrued Interest	Total	Realized G/L Cost	Realized G/L Amort Cost	Sale Method
MATURITY											
	06/16/10	06/16/10	NORDEA NORTH AMERICA INC COMM PAPER -- 0.000% 06/16/2010	6555P1FG7	25,000,000.00	25,000,000.00	0.00	25,000,000.00	7,465.28	0.00	
	06/17/10	06/17/10	BNP PARIBAS FINANCE INC COMM PAPER -- 0.000% 06/17/2010	0556N1FH1	25,000,000.00	25,000,000.00	0.00	25,000,000.00	145.83	0.00	
	06/17/10	06/17/10	BNP PARIBAS FINANCE INC COMM PAPER -- 0.000% 06/17/2010	0556N1FH1	50,000,000.00	50,000,000.00	0.00	50,000,000.00	291.67	0.00	
	06/17/10	06/17/10	SOCIETE GENERALE NA COMM PAPER -- 0.000% 06/17/2010	83365SFH1	50,000,000.00	50,000,000.00	0.00	50,000,000.00	347.22	0.00	
	06/17/10	06/17/10	SOCIETE GENERALE NA COMM PAPER -- 0.000% 06/17/2010	83365SFH1	50,000,000.00	50,000,000.00	0.00	50,000,000.00	347.22	0.00	
	06/18/10	06/18/10	SOCIETE GENERALE NA COMM PAPER -- 0.000% 06/18/2010	83365SFJ7	50,000,000.00	50,000,000.00	0.00	50,000,000.00	347.22	0.00	
	06/18/10	06/18/10	SOCIETE GENERALE NA COMM PAPER -- 0.000% 06/18/2010	83365SFJ7	50,000,000.00	50,000,000.00	0.00	50,000,000.00	347.22	0.00	
	06/18/10	06/18/10	BNP PARIBAS FINANCE INC COMM PAPER -- 0.000% 06/18/2010	0556N1FJ7	50,000,000.00	50,000,000.00	0.00	50,000,000.00	277.78	0.00	
	06/18/10	06/18/10	BNP PARIBAS FINANCE INC COMM PAPER -- 0.000% 06/18/2010	0556N1FJ7	15,000,000.00	15,000,000.00	0.00	15,000,000.00	83.33	0.00	
	06/18/10	06/18/10	BNP PARIBAS FINANCE INC COMM PAPER -- 0.000% 06/18/2010	0556N1FJ7	30,000,000.00	30,000,000.00	0.00	30,000,000.00	166.67	0.00	
	06/21/10	06/21/10	BNP PARIBAS FINANCE INC COMM PAPER -- 0.000% 06/21/2010	0556N1FM0	50,000,000.00	50,000,000.00	0.00	50,000,000.00	791.67	0.00	



Managed Account Security Transactions & Interest

For the Month Ending **June 30, 2010**

SAN BERNARDINO COUNTY - 76990800

Transaction Type	Trade	Settle	Security Description	CUSIP	Par	Principal Proceeds	Accrued Interest	Total	Realized G/L Cost	Realized G/L Amort Cost	Sale Method
MATURITY											
	06/21/10	06/21/10	BNP PARIBAS FINANCE INC COMM PAPER -- 0.000% 06/21/2010	0556N1FM0	45,000,000.00	45,000,000.00	0.00	45,000,000.00	712.50	0.00	
	06/21/10	06/21/10	FHLB NOTES (CALLED, OMD 12/21/2011) DTD 12/21/2009 1.050% 06/21/2010	3133XVYX3	25,000,000.00	25,000,000.00	0.00	25,000,000.00	52,500.00	0.00	
	06/21/10	06/21/10	CREDIT AGRICOLE NA COMM PAPER -- 0.000% 06/21/2010	22532CFM1	50,000,000.00	50,000,000.00	0.00	50,000,000.00	916.67	0.00	
	06/21/10	06/21/10	CREDIT AGRICOLE NA COMM PAPER -- 0.000% 06/21/2010	22532CFM1	50,000,000.00	50,000,000.00	0.00	50,000,000.00	916.67	0.00	
	06/21/10	06/21/10	FHLMC DISC NOTE -- 0.000% 06/21/2010	313397YJ4	25,000,000.00	25,000,000.00	0.00	25,000,000.00	26,541.67	0.00	
	06/21/10	06/21/10	FHLMC DISC NOTE -- 0.000% 06/21/2010	313397YJ4	25,000,000.00	25,000,000.00	0.00	25,000,000.00	26,541.67	0.00	
	06/21/10	06/21/10	FHLMC DISC NOTE -- 0.000% 06/21/2010	313397YJ4	25,000,000.00	25,000,000.00	0.00	25,000,000.00	26,541.67	0.00	
	06/22/10	06/22/10	SOCIETE GENERALE N AMER COMM PAPER -- 0.000% 06/22/2010	83365SFN8	50,000,000.00	50,000,000.00	0.00	50,000,000.00	291.67	0.00	
	06/22/10	06/22/10	SOCIETE GENERALE N AMER COMM PAPER -- 0.000% 06/22/2010	83365SFN8	50,000,000.00	50,000,000.00	0.00	50,000,000.00	291.67	0.00	
	06/22/10	06/22/10	CREDIT AGRICOLE NA COMM PAPER -- 0.000% 06/22/2010	22532CFN9	50,000,000.00	50,000,000.00	0.00	50,000,000.00	291.67	0.00	
	06/22/10	06/22/10	CREDIT AGRICOLE NA COMM PAPER -- 0.000% 06/22/2010	22532CFN9	50,000,000.00	50,000,000.00	0.00	50,000,000.00	291.67	0.00	
	06/22/10	06/22/10	BNP PARIBAS FINANCE INC COMM PAPER -- 0.000% 06/22/2010	0556N1FN8	50,000,000.00	50,000,000.00	0.00	50,000,000.00	263.89	0.00	



Managed Account Security Transactions & Interest

For the Month Ending **June 30, 2010**

SAN BERNARDINO COUNTY - 76990800

Transaction Type		Security Description	CUSIP	Par	Principal Proceeds	Accrued Interest	Total	Realized G/L Cost	Realized G/L Amort Cost	Sale Method
Trade	Settle									
MATURITY										
06/22/10	06/22/10	BNP PARIBAS FINANCE INC COMM PAPER -- 0.000% 06/22/2010	0556N1FN8	32,000,000.00	32,000,000.00	0.00	32,000,000.00	168.89	0.00	
06/23/10	06/23/10	CREDIT AGRICOLE NA COMM PAPER -- 0.000% 06/23/2010	22532CFP4	50,000,000.00	50,000,000.00	0.00	50,000,000.00	291.67	0.00	
06/23/10	06/23/10	BNP PARIBAS FINANCE INC COMM PAPER -- 0.000% 06/23/2010	0556N1FP3	50,000,000.00	50,000,000.00	0.00	50,000,000.00	263.89	0.00	
06/23/10	06/23/10	FNMA DISC NOTE -- 0.000% 06/23/2010	313589YL1	25,000,000.00	25,000,000.00	0.00	25,000,000.00	26,541.67	0.00	
06/23/10	06/23/10	BNP PARIBAS FINANCE INC COMM PAPER -- 0.000% 06/23/2010	0556N1FP3	50,000,000.00	50,000,000.00	0.00	50,000,000.00	263.89	0.00	
06/23/10	06/23/10	SOCIETE GENERALE N AMER COMM PAPER -- 0.000% 06/23/2010	83365SFP3	22,556,000.00	22,556,000.00	0.00	22,556,000.00	156.64	0.00	
06/23/10	06/23/10	SOCIETE GENERALE N AMER COMM PAPER -- 0.000% 06/23/2010	83365SFP3	50,000,000.00	50,000,000.00	0.00	50,000,000.00	333.33	0.00	
06/23/10	06/23/10	SOCIETE GENERALE N AMER COMM PAPER -- 0.000% 06/23/2010	83365SFP3	27,000,000.00	27,000,000.00	0.00	27,000,000.00	180.00	0.00	
06/24/10	06/24/10	SOCIETE GENERALE NA COMM PAPER -- 0.000% 06/24/2010	83365SFO1	50,000,000.00	50,000,000.00	0.00	50,000,000.00	333.33	0.00	
06/24/10	06/24/10	SOCIETE GENERALE NA COMM PAPER -- 0.000% 06/24/2010	83365SFO1	50,000,000.00	50,000,000.00	0.00	50,000,000.00	333.33	0.00	
06/24/10	06/24/10	WESTPAC BANKING CORP NY CERT DEPOS DTD 04/12/2010 0.200% 06/24/2010	96121H2T0	5,000,000.00	5,000,000.00	2,027.78	5,002,027.78	202.69	0.00	



Managed Account Security Transactions & Interest

For the Month Ending **June 30, 2010**

SAN BERNARDINO COUNTY - 76990800

Transaction Type	Trade	Settle	Security Description	CUSIP	Par	Principal Proceeds	Accrued Interest	Total	Realized G/L Cost	Realized G/L Amort Cost	Sale Method
MATURITY											
	06/24/10	06/24/10	WESTPAC BANKING CORP NY CERT DEPOS DTD 04/12/2010 0.200% 06/24/2010	96121H2T0	50,000,000.00	50,000,000.00	20,277.78	50,020,277.78	2,026.87	0.00	
	06/24/10	06/24/10	CREDIT AGRICOLE NA COMM PAPER -- 0.000% 06/24/2010	22532CFQ2	50,000,000.00	50,000,000.00	0.00	50,000,000.00	263.89	0.00	
	06/24/10	06/24/10	CREDIT AGRICOLE NA COMM PAPER -- 0.000% 06/24/2010	22532CFQ2	2,000,000.00	2,000,000.00	0.00	2,000,000.00	10.56	0.00	
	06/24/10	06/24/10	CREDIT AGRICOLE NA COMM PAPER -- 0.000% 06/24/2010	22532CFO2	40,000,000.00	40,000,000.00	0.00	40,000,000.00	211.11	0.00	
	06/25/10	06/25/10	BNP PARIBAS FINANCE INC COMM PAPER -- 0.000% 06/25/2010	0556N1FR9	50,000,000.00	50,000,000.00	0.00	50,000,000.00	263.89	0.00	
	06/25/10	06/25/10	BNP PARIBAS FINANCE INC COMM PAPER -- 0.000% 06/25/2010	0556N1FR9	42,000,000.00	42,000,000.00	0.00	42,000,000.00	221.67	0.00	
	06/25/10	06/25/10	NORDEA BANK FINLAND NY CERT DEPOS DTD 05/06/2010 0.280% 06/25/2010	65556QP98	25,000,000.00	25,000,000.00	9,722.22	25,009,722.22	0.00	0.00	
	06/25/10	06/25/10	SOCIETE GENERALE N AMER COMM PAPER -- 0.000% 06/25/2010	83365SFR9	50,000,000.00	50,000,000.00	0.00	50,000,000.00	291.67	0.00	
	06/25/10	06/25/10	SOCIETE GENERALE N AMER COMM PAPER -- 0.000% 06/25/2010	83365SFR9	50,000,000.00	50,000,000.00	0.00	50,000,000.00	291.67	0.00	
	06/28/10	06/28/10	WESTPAC BANKING CORP NY CERT DEPOS DTD 06/26/2009 0.930% 06/28/2010	96121HM50	13,300,000.00	13,300,000.00	126,095.08	13,426,095.08	(20,783.22)	0.00	
	06/28/10	06/28/10	BNP PARIBAS FINANCE INC COMM PAPER -- 0.000% 06/28/2010	0556N1FU2	31,000,000.00	31,000,000.00	0.00	31,000,000.00	465.00	0.00	



Managed Account Security Transactions & Interest

For the Month Ending **June 30, 2010**

SAN BERNARDINO COUNTY - 76990800

Transaction Type	Trade	Settle	Security Description	CUSIP	Par	Principal Proceeds	Accrued Interest	Total	Realized G/L Cost	Realized G/L Amort Cost	Sale Method
MATURITY											
	06/28/10	06/28/10	BNP PARIBAS FINANCE INC COMM PAPER -- 0.000% 06/28/2010	0556N1FU2	50,000,000.00	50,000,000.00	0.00	50,000,000.00	750.00	0.00	
	06/28/10	06/28/10	CREDIT AGRICOLE NA COMM PAPER -- 0.000% 06/28/2010	22532CFU3	50,000,000.00	50,000,000.00	0.00	50,000,000.00	791.67	0.00	
	06/28/10	06/28/10	CREDIT AGRICOLE NA COMM PAPER -- 0.000% 06/28/2010	22532CFU3	50,000,000.00	50,000,000.00	0.00	50,000,000.00	791.67	0.00	
	06/28/10	06/28/10	FHLMC GLOBAL REFERENCE NOTES DTD 05/23/2008 2.875% 06/28/2010	3137EABL2	25,000,000.00	25,000,000.00	0.00	25,000,000.00	(91,000.00)	0.00	
	06/29/10	06/29/10	BNP PARIBAS FINANCE INC COMM PAPER -- 0.000% 06/29/2010	0556N1FV0	50,000,000.00	50,000,000.00	0.00	50,000,000.00	263.89	0.00	
	06/29/10	06/29/10	BNP PARIBAS FINANCE INC COMM PAPER -- 0.000% 06/29/2010	0556N1FV0	50,000,000.00	50,000,000.00	0.00	50,000,000.00	263.89	0.00	
	06/29/10	06/29/10	CREDIT AGRICOLE NA COMM PAPER -- 0.000% 06/29/2010	22532CFV1	40,000,000.00	40,000,000.00	0.00	40,000,000.00	211.11	0.00	
	06/29/10	06/29/10	FHLMC MTN (CALLED OMD 6/29/12) DTD 06/29/2009 2.450% 06/29/2010	3128X8S52	25,000,000.00	25,000,000.00	0.00	25,000,000.00	0.00	0.00	
	06/29/10	06/29/10	SOCIETE GENERALE NA COMM PAPER -- 0.000% 06/29/2010	83365SFV0	50,000,000.00	50,000,000.00	0.00	50,000,000.00	333.33	0.00	
	06/29/10	06/29/10	SOCIETE GENERALE NA COMM PAPER -- 0.000% 06/29/2010	83365SFV0	50,000,000.00	50,000,000.00	0.00	50,000,000.00	333.33	0.00	
	06/30/10	06/30/10	SOCIETE GENERALE N AMER COMM PAPER -- 0.000% 06/30/2010	83365SFW8	50,000,000.00	50,000,000.00	0.00	50,000,000.00	319.44	0.00	
	06/30/10	06/30/10	SOCIETE GENERALE N AMER COMM PAPER -- 0.000% 06/30/2010	83365SFW8	50,000,000.00	50,000,000.00	0.00	50,000,000.00	319.44	0.00	



Managed Account Security Transactions & Interest

For the Month Ending **June 30, 2010**

SAN BERNARDINO COUNTY - 76990800

Transaction Type		Security Description	CUSIP	Par	Principal Proceeds	Accrued Interest	Total	Realized G/L Cost	Realized G/L Amort Cost	Sale Method
Trade	Settle									
MATURITY										
06/30/10	06/30/10	RABOBANK NEDERLAND NV NY CERT DEPOS DTD 04/05/2010 0.240% 06/30/2010	74977JFZ0	25,000,000.00	25,000,000.00	14,333.33	25,014,333.33	0.00	0.00	
Transaction Type Sub-Total				5,614,236,000.00	5,614,236,000.00	229,422.85	5,614,465,422.85	(1,871,255.51)	0.00	
SELL										
06/01/10	06/01/10	FIDELITY GOV'T MM FUND 57	316175108	18,000,000.00	18,000,000.00	0.00	18,000,000.00	0.00	0.00	FIFO
06/01/10	06/01/10	FIDELITY GOV'T MM FUND 57	316175108	35,000,000.00	35,000,000.00	0.00	35,000,000.00	0.00	0.00	FIFO
06/04/10	06/04/10	FIDELITY GOV'T MM FUND 57	316175108	9,000,000.00	9,000,000.00	0.00	9,000,000.00	0.00	0.00	FIFO
06/07/10	06/08/10	US TREASURY NOTES DTD 01/31/2010 0.875% 01/31/2012	912828MJ6	25,000,000.00	25,083,007.81	77,348.07	25,160,355.88	125,000.00	122,169.56	FIFO
06/08/10	06/09/10	US TREASURY NOTES DTD 07/31/2009 1.000% 07/31/2011	912828LG3	25,000,000.00	25,146,484.38	89,088.40	25,235,572.78	246,093.75	203,720.13	FIFO
Transaction Type Sub-Total				112,000,000.00	112,229,492.19	166,436.47	112,395,928.66	371,093.75	325,889.69	
Managed Account Sub-Total				11,674,312,000.00	528,510,496.14	6,849,823.88	535,360,320.02	(1,500,161.76)	325,889.69	
Total Security Transactions				\$11,674,312,000.00	\$528,510,496.14	\$6,849,823.88	\$535,360,320.02	(\$1,500,161.76)	\$325,889.69	

Bolded items are forward settling trades.