



# San Bernardino County Pool Summary (as of 4/30/05)

Security Type	Par Value	Amortized Cost	Market Value	Market % of Portfolio	Yield to Maturity At Cost	Weighted Avg. Maturity	Modified Duration
Bankers Acceptances	0.00	0.00	0.00	0.0%			
Certificates of Deposit	425,000,000.00	425,003,087.80	424,791,700.40	12.5%	2.87%	84	0.23
Collateralized CD	0.00	0.00	0.00	0.0%			
Commercial Paper	640,000,000.00	636,845,991.90	636,695,330.75	18.7%	2.94%	59	0.16
Corporate Notes	27,520,000.00	27,684,280.67	27,634,191.54	0.8%	1.80%	37	0.09
Federal Agencies	1,983,743,000.00	1,984,009,046.83	1,971,381,163.07	58.0%	2.80%	373	0.96
Money Market Funds	18,000,000.00	18,000,000.00	18,000,000.00	0.5%	2.72%	1	0.003
Municipal Debt	11,750,000.00	11,784,504.60	11,845,057.50	0.3%	5.48%	93	0.24
Repurchase Agreements	220,000,000.00	220,000,000.00	220,000,320.40	6.5%	2.98%	2	0.01
U.S. Treasuries	95,000,000.00	94,596,518.30	93,534,975.93	2.7%	3.16%	884	2.26
<b>Total Securities</b>	<b>3,421,013,000.00</b>	<b>3,417,923,430.10</b>	<b>3,403,882,739.59</b>	<b>100.0%</b>	<b>2.85%</b>	<b>262</b>	<b>0.69</b>
Cash Balance	<b>57,663,455.48</b>	<b>57,663,455.48</b>	<b>57,663,455.48</b>				
<b>Total Investments</b>	<b>3,478,676,455.48</b>	<b>3,475,586,885.58</b>	<b>3,461,546,195.07</b>				
Accrued Interest		<b>18,681,802.28</b>	<b>18,681,802.28</b>				
<b>Total Portfolio</b>	<b>3,478,676,455.48</b>	<b>3,494,268,687.86</b>	<b>3,480,227,997.35</b>				

1. Yield for the money market funds is a weighted average of the month-end yields for the Federated Government, Federated Prime, and Goldman Sachs Prime Obligations funds

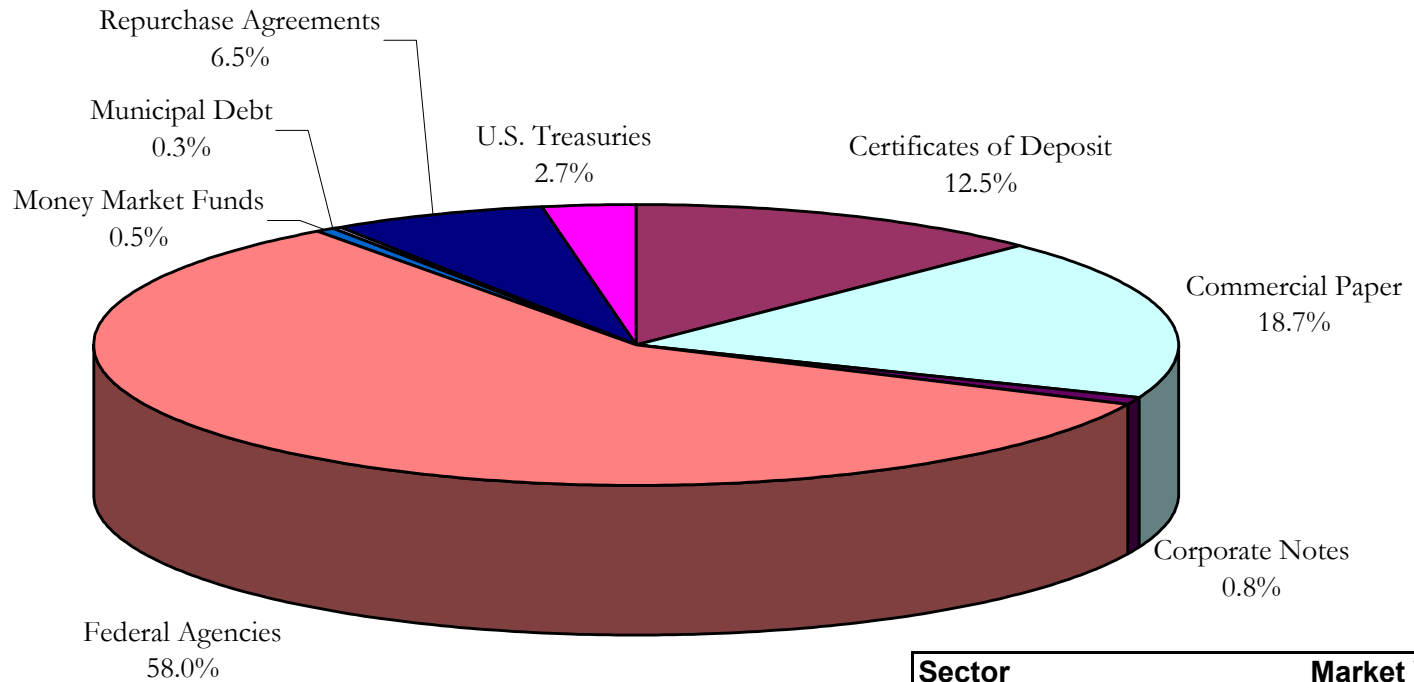
2. Statistics for the total portfolio include money market funds

3. Market prices are derived from closing bid prices as of the last business day of the month as supplied by F.T. Interactive Data, Bloomberg or Telerate. Prices that fall between data points are interpolated.



# San Bernardino County Pool

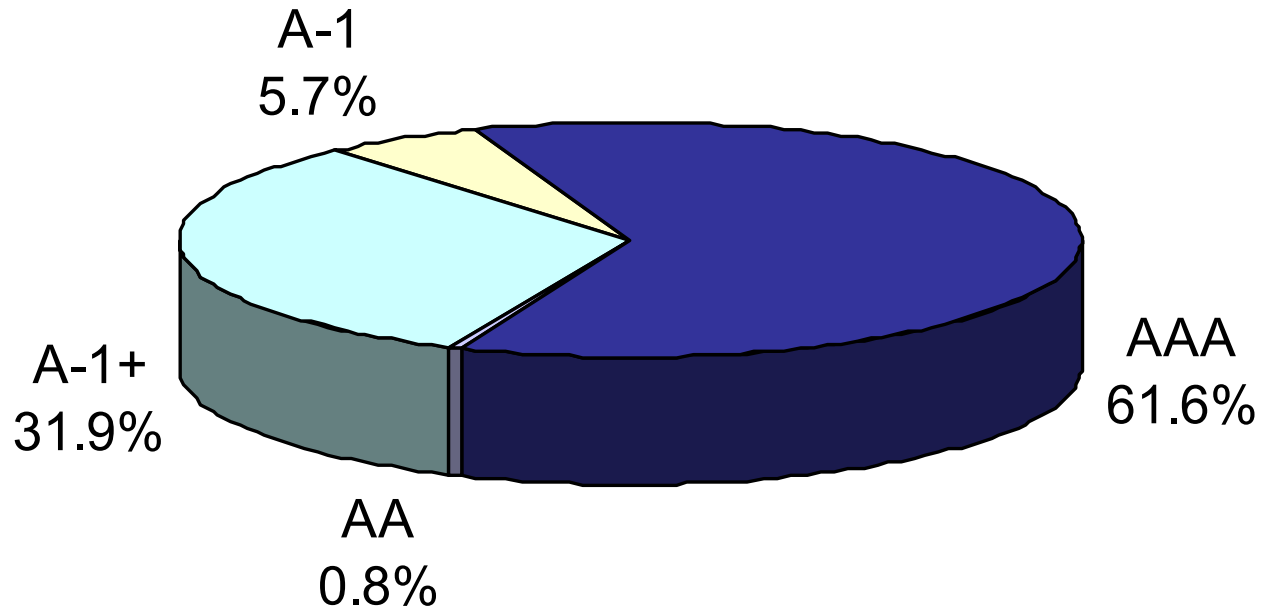
## Sector Distribution (as of 4/30/05)



Sector	Market Value
Bankers Acceptance	0.00
Certificates of Deposit	424,791,700.40
Collateralized CD	0.00
Commercial Paper	636,695,330.75
Corporate Note	27,634,191.54
Federal Agencies	1,971,381,163.07
Money Market Funds	18,000,000.00
Municipal Debt	11,845,057.50
Repurchase Agreement	220,000,320.40
U.S. Treasuries	93,534,975.93



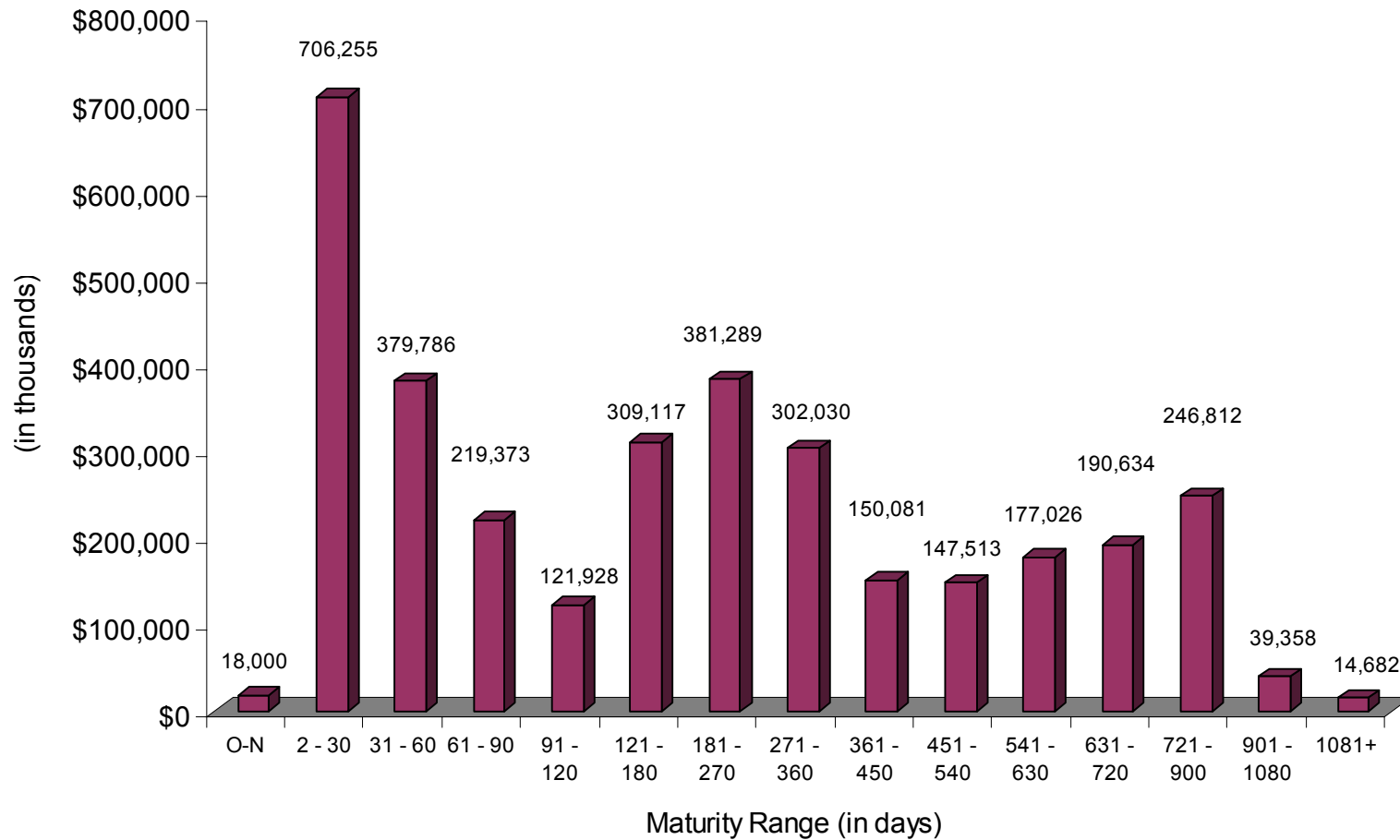
# San Bernardino County Pool Credit Quality Distribution (as of 4/30/05)



Credit Rating	Market Value
A-1+ (Short-Term)	1,086,836,028.90
A-1 (Short-Term)	194,651,322.65
AAA (Long-Term)	2,094,761,196.50
AA (Long-Term)	27,634,191.54



# San Bernardino County Pool Maturity Distribution (as of 4/30/05)



\* Maturity distribution assumes no securities are called



# San Bernardino County Pool Portfolio Yield Summary

<b>Month</b>	<b>Yield to Maturity At Cost</b>
April 2004	1.94%
May 2004	1.92%
June 2004	2.03%
July 2004	2.07%
August 2004	2.07%
September 2004	2.13%
October 2004	2.17%
November 2004	2.29%
December 2004	2.41%
January 2005	2.53%
February 2005	2.57%
March 2005	2.72%
<b>April 2005</b>	<b>2.85%</b>

1. Gross yields not including non-earning assets (compensating bank balances) or administrative costs for management of the pool
2. All historical yields restated to include money market funds